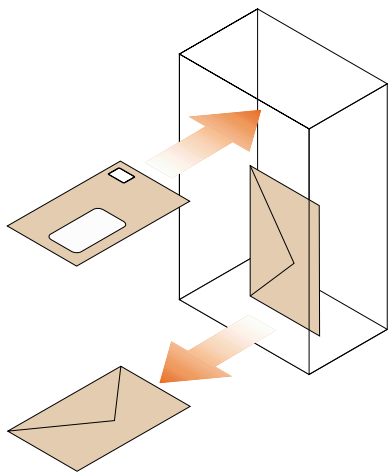




In Front/Out Front Range – Vertical



This range is devoted to a variety of mailboxes where the mail is delivered and retrieved through the front face.

Where mail is delivered into a mailbox which holds the mail vertically i.e tall and slim.

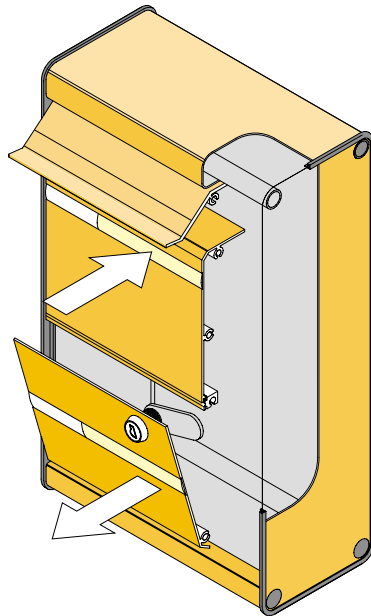
Perfect for small corridors, narrow walkways or fire exits where space is limited as the unit does not protrude far from the wall (135mm or less).

These units can also be recessed into the wall but are unsuitable for a space where large quantities are needed and surface area is limited.

Because this product is tall and slim there is an automatic preferred limit of three to the number of units that can be comfortably used vertically. As a rule of thumb the top of the top box should not exceed 1750mm from FFL, and the bottom of the bottom box should be no lower than 500mm.


The working height then will be 1250mm, therefore a full sized product will only allow 3 units in the height, equalling equivalent to 9 units per m².

SRX 1

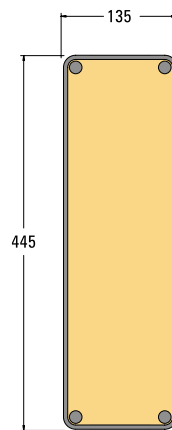


The SRX 1 is an attractive mailbox with a comfortable capacity for mail. The radiused corners with attractive black PVC trim result in an aesthetically pleasing presentation.

- Manufactured from 1.6mm galvanised steel and 2.5mm aluminium extrusion. Polyester powder coated to a choice of colours from our standard range
- Suitable for domestic and light commercial use
- For interior and exterior application
- Single unit weight 6.5k
- Fixed size only
- Can be supplied as assembled horizontal rows up to 4 wide for ease of installation
- Best suitable as freestanding units or surface mounted
- Weather resistant
- Vandal resistant
- Aperture size 235mm x 44mm



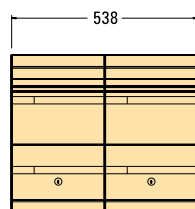
FRONT



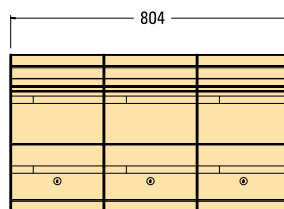
SIDE



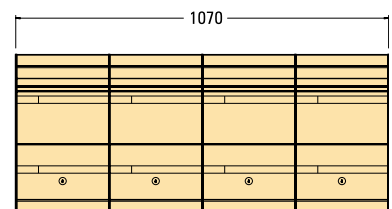
SINGLE



DOUBLE

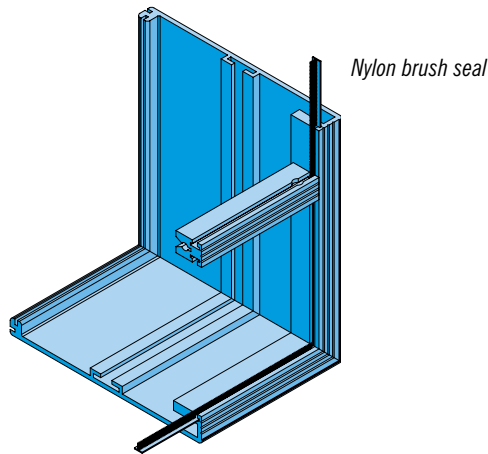
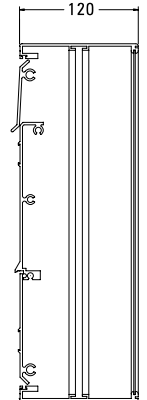
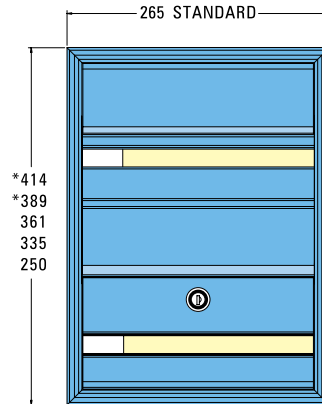
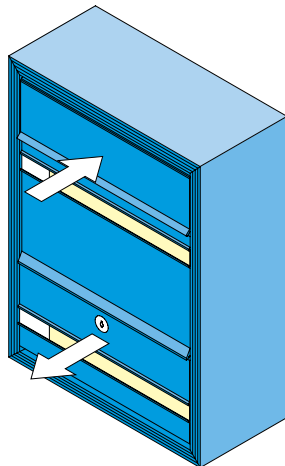


TRIPLE



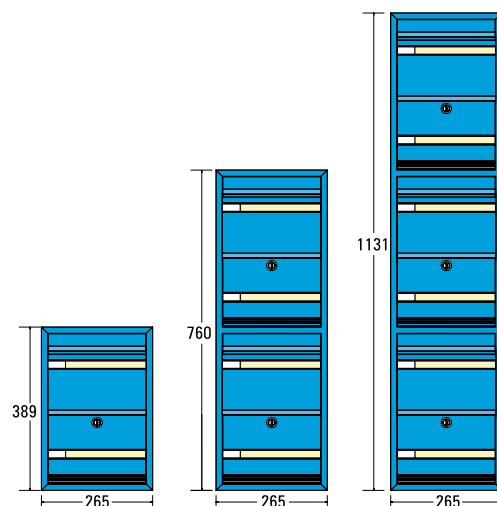
QUADRUPLE

Supplied as fully assembled units of 1, 2, 3, or 4




This classically styled versatile unit combines delicate features with immense strength. A third of the front face is mechanically fixed to the left and right side walls resulting in a very strong, robust mailbox solution.

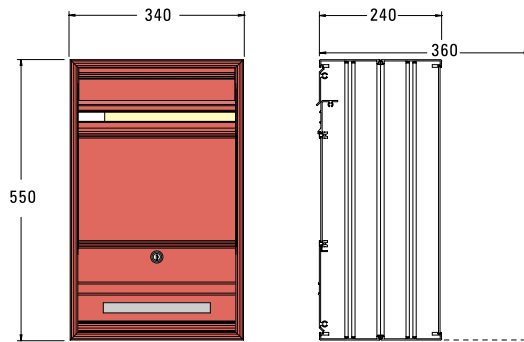
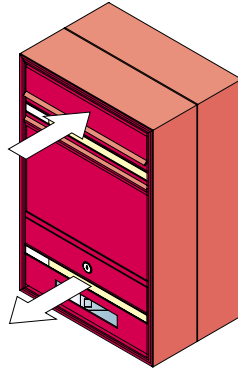
- Manufactured from aluminium extrusion, 2.5mm thick at its thinnest. Polyester powder coated to a choice of colours from our standard range
- Suitable for domestic use
- For interior and exterior application
- Single unit weight 4.5k
- Range of standard sizes available. 389mm high illustrated here
- Can be produced to your exact size requirements
- Can be manufactured and supplied as singles, doubles or triples in the vertical plane
- Best suitable as freestanding units or surface mounted or recessed
- Square corners suitable for recessing into brickwork or stud partition walls
- Can hold door entry or video equipment
- Weather and vandal resistant
- Aperture size:
 235x44mm = 414 high – will accept A4
 235x32mm = 389 high – will accept A4
 235x32mm = 250 high – C5 only
- Only the sizes marked * will receive A4 sized mail



Supplied as fully assembled columns of 1, 2, or 3 and banked at the factory. Joints are decoratively sealed with black neoprene closed cell sponge



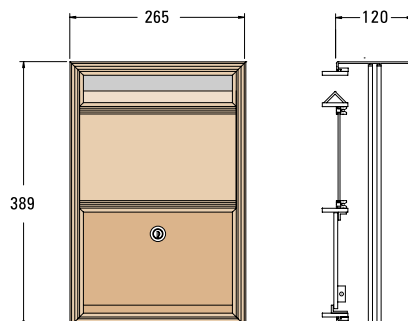
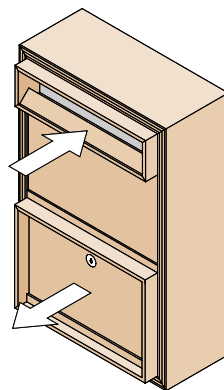
COM 1 Commercial



The COM 1 Commercial is a singular product which can receive large volumes of mail. A third of the front face is mechanically fixed to the left and right side walls resulting in a strong, attractive mailbox solution.

- Manufactured from aluminium extrusion. Polyester powder coated to a choice of colours from our standard range
- Suitable for commercial use. Interior and exterior application
- Single unit weight 7k
- Can be supplied in a variety of sizes to suit the incoming mail requirements
- Can be manufactured and supplied as singles, doubles or triples in the vertical plane
- Can be freestanding, surface mounted or recessed
- Available with an optional vision panel for added security
- Weather and vandal resistant
- Width shown will accommodate A3 size
- Aperture size 310mm x 44mm

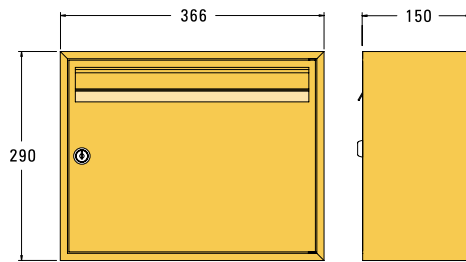
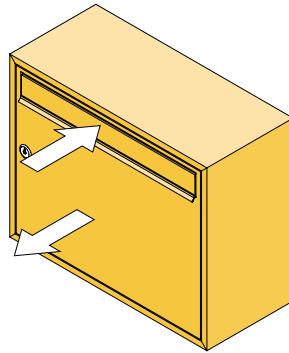
COM 1 Extra Heavy Duty



The COM 1 Extra Heavy Duty is a very strong unit with a number of specifically designed features created for exceptional site requirements.

- All welded aluminium construction for added strength. Polyester powder coated to a choice of colours from our standard range
- For interior and exterior application
- Single unit weight 6k
- 3 point locking
- Third of the front face mechanically fixed to the left and right side walls resulting in exceptional strength
- Anti-leverage deep recessed door
- Anti-leverage trim to prevent illegal access
- Can be freestanding, surface mounted or recessed
- Weather and vandal resistant
- Aperture size 230mm x 24mm

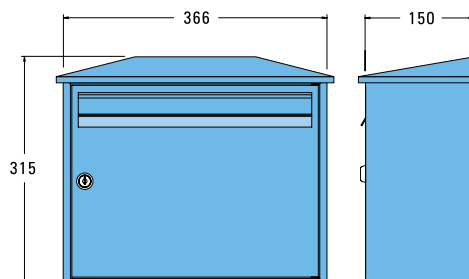
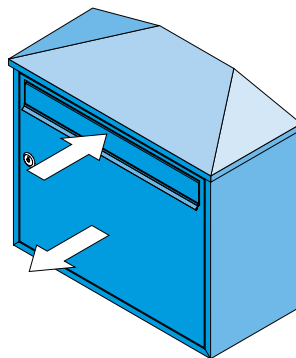
Domestic



This domestic product is a high quality mailbox designed with attractive classical features for individual or banked arrangement.

- Manufactured from galvanised steel and aluminium extrusion. Polyester powder coated to a choice of colours from our standard range
- Suitable for domestic use
- For interior and exterior application
- Single unit weight 4.5k
- Available in variable height and width (depth fixed)
- Can be surface mounted or recessed
- Manufactured as single units but can be factory banked
- Full size steel door for full access
- Vandal resistant
- Aperture size 321mm x 30mm

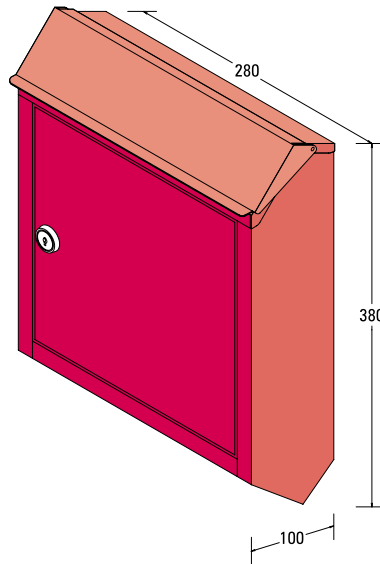
Domestic With Roof



This aesthetically pleasing unit is designed with additional weather shielding. Its attractive classical features make it an ideal choice for individual housing needs.

- Manufactured from galvanised steel and aluminium extrusion. Polyester powder coated to a choice of colours from our standard range
- Suitable for domestic use
- Suitable for outdoor use
- Single unit weight 5k
- Can be freestanding when fixed to a post or surface mounted
- Full size steel door for full access
- Weather resistant
- Vandal resistant
- Cannot be banked, use as individuals only
- Aperture size 321mm x 30mm

Individual Eurobox® PPC



An attractive, high quality domestic mailbox.

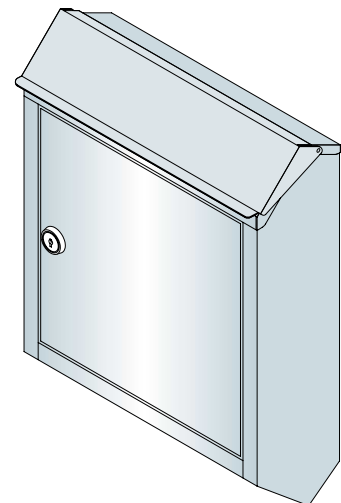
- Manufactured from galvanised steel. Polyester powder coated to a choice of colours from our standard range
- Suitable for domestic use
- For exterior application
- Supplied with fixings, drilling template and fitting instructions, plus a self-adhesive name case
- Fitted with a disc tumbler lock as standard
- Supplied with two keys per lock
- Can be wall mounted or freestanding
- Single unit weight 3.5k
- Recessed door for anti leverage
- Weather resistant
- Vandal resistant
- Aperture size 230mm x 30mm

Individual Eurobox® Stainless Steel



Individual Eurobox® Stainless Steel is an attractive, high quality domestic mailbox with a distinctive stainless steel finish.

- Manufactured from 316L brushed stainless steel – outdoor architectural grade
- Also available in basket weave pattern or mirror finish

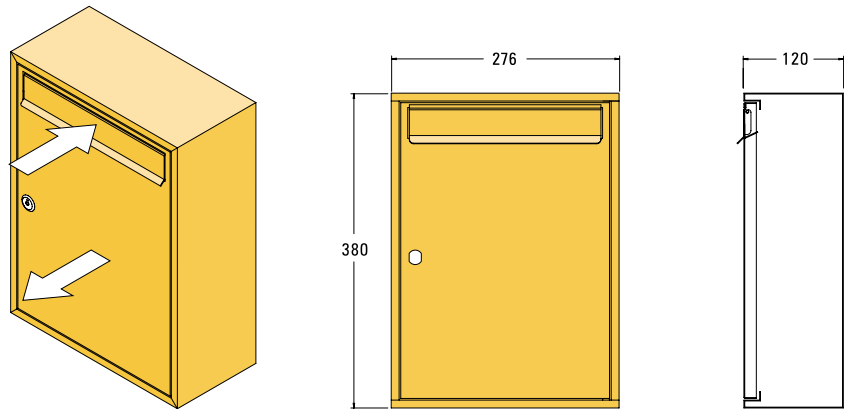


Steel 1 Economy PPC



Designed and manufactured to offer exceptional quality for an economy product.

- Manufactured from galvanised steel. Polyester powder coated to a choice of colours from our standard range
- Suitable for domestic use
- For interior application
- Single unit weight 3.5k
- Manufactured as single units but can be factory banked
- Can be freestanding, surface mounted or recessed
- Full sized steel door for full access
- Weather resistant
- Vandal resistant
- Recessed door for anti leverage
- Aperture size 235mm x 30mm

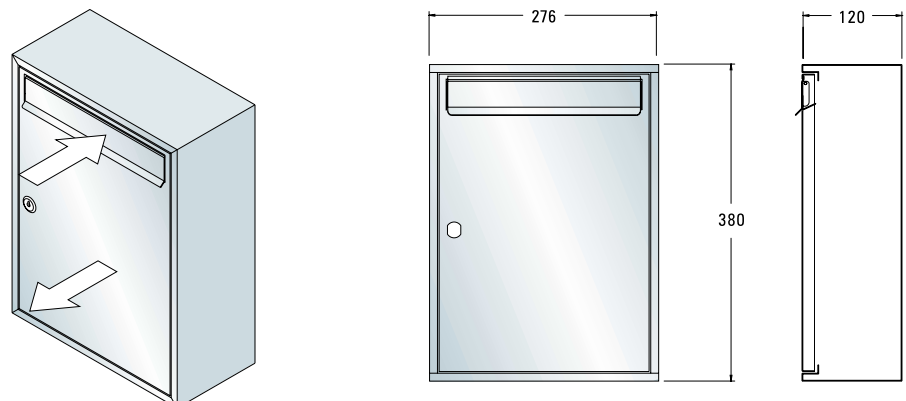


Stainless Steel 1




Designed and manufactured to offer a high quality economy mailbox.

- Manufactured from stainless steel Grade 316L silicone brush finish, 1mm thickness
- Also available in basket weave pattern or mirror finish
- Suitable for domestic use
- For interior application
- Single unit weight 3.5k
- Manufactured as single units but can be factory banked
- Can be freestanding, surface mounted or recessed
- Full sized steel door for full access
- Weather resistant
- Vandal resistant
- Recessed door for anti leverage
- Aperture size 235mm x 30mm



THE SAFETY
LETTERBOX
COMPANY LTD



**The Safety Letterbox Company
Unit 1B, Milland Industrial Estate
Milland Road,
Neath SA11 1NJ**

Telephone: (01639) 633525

Facsimile: (01639) 646359

Web: www.safetyletterbox.com

Whilst all reasonable care has been taken in the preparation of this literature, all recommendations or suggestions regarding the use and application of products are made without guarantee, since conditions of use are beyond our control. Owing to a policy of constant improvement, information herein is subject to change without notice.

© The Safety Letterbox Company Ltd. 2005.
No part of this literature may be reproduced without the permission of The Safety Letterbox Company Ltd.