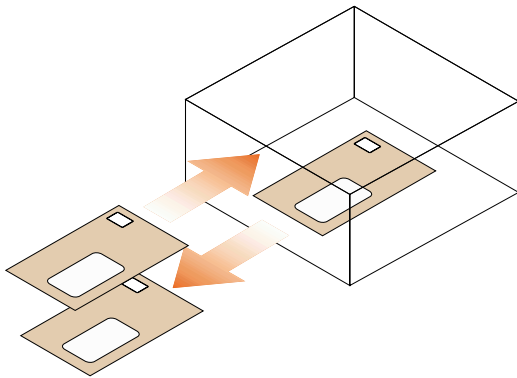




In Front/Out Front Range – Horizontal

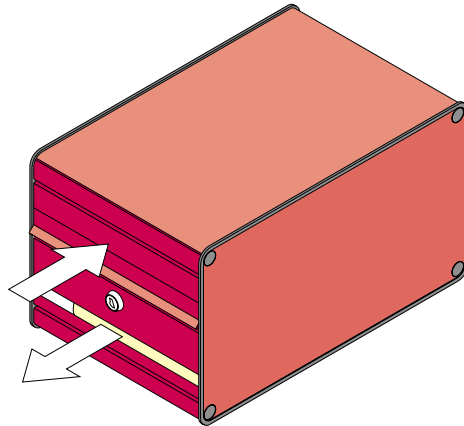


This second section covers our In Front / Out Front Horizontal Range of mailboxes.

Where mail is delivered into a mailbox which holds the mail horizontally i.e. short and deep.

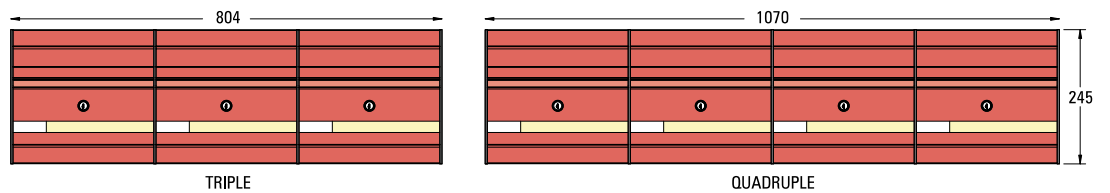
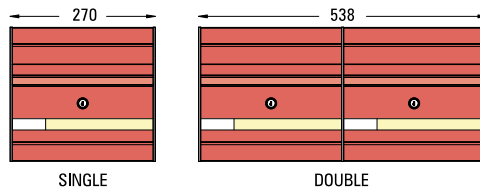
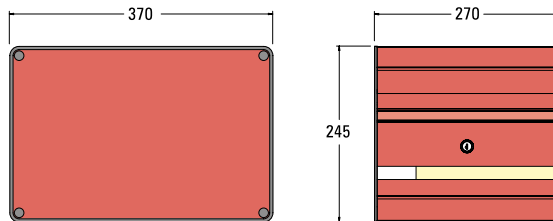
An ideal solution when a large number of units are required in a small surface area, but not suitable for narrow walkways or corridors as the units will protrude from the wall, unless they are recessed.

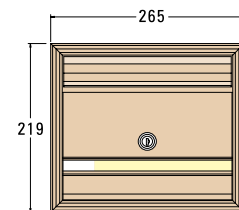
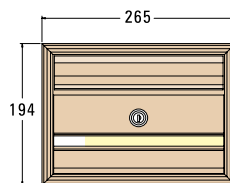
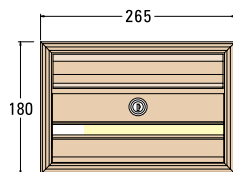
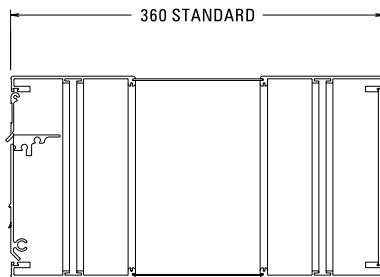
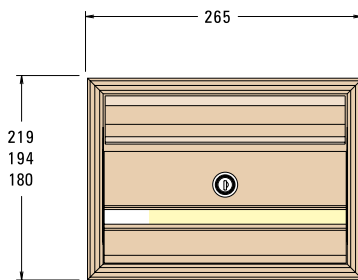
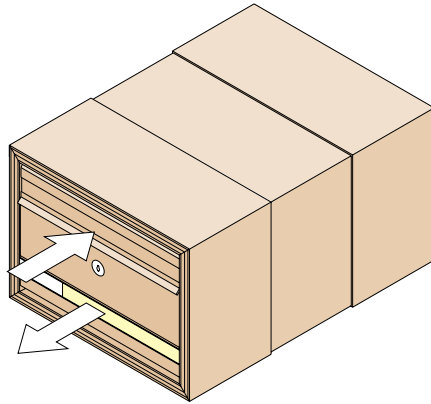
If the top of the top box was at 1750mm above FFL, and the bottom of the bottom was fixed at 500mm above FFL, the working height of 1250mm could accommodate up to 12 units vertically depending on the product selected from this range. Equalling equivalent to 36 units per m².



The SRX 2 is an attractive mailbox with a comfortable capacity for mail. The radiused corners with attractive black PVC trim result in an aesthetically pleasing presentation.

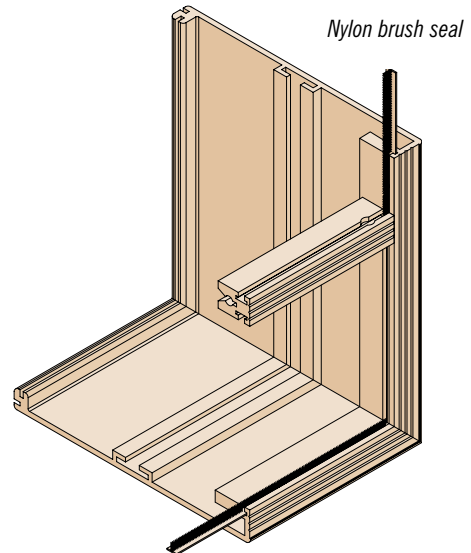
- Manufactured from 1.6mm galvanised steel and aluminium extrusion. Polyester powder coated to a choice of colours from our standard range
- Suitable for domestic and light commercial use
- For interior application
- Single unit weight 6.5k
- Fixed size only
- Can be supplied as assembled horizontal rows up to 4 wide for ease of installation
- Best suited as surface mounted with cantilever support (see accessories)
- Can be freestanding (see accessories)
- Weather and vandal resistant
- Aperture size 235mm x 44mm
- See page 8 for sectional details



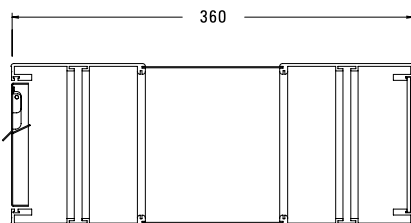
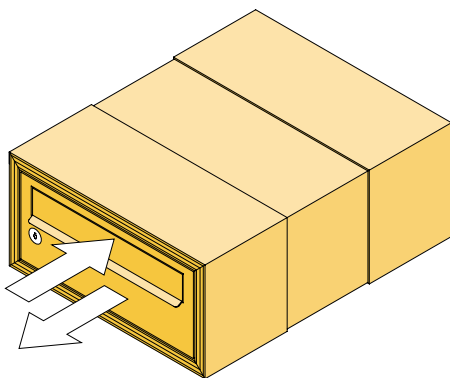


This classically styled unit combines delicate features with immense strength.

- Manufactured from aluminium extrusion. Polyester powder coated to a choice of colours from our standard range
- Suitable for domestic and light commercial use
- For interior and exterior application
- Single unit weight 4k
- Direct mechanical connection to the left and right side walls for immense mechanical strength
- Range of standard sizes available
- Can be produced to your exact size requirements
- Can be manufactured and supplied as vertical stacks up to 12
- Can be freestanding, surface mounted with additional cantilever support, or recessed (see accessories)
- Square corners suitable for recessing into brickwork or stud partition walls
- Bottom hinged door
- Can be supplied to accept mail portrait (265mm wide) or landscape (360mm wide)
- Weather and vandal resistant
- Aperture size 235mm x 30mm
Larger models 235mm x 44mm

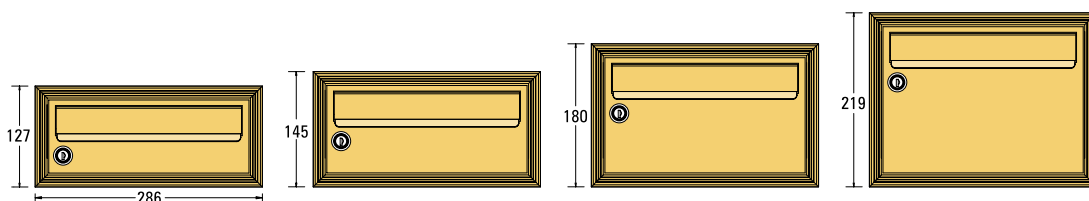


COM 2 – Steel Door

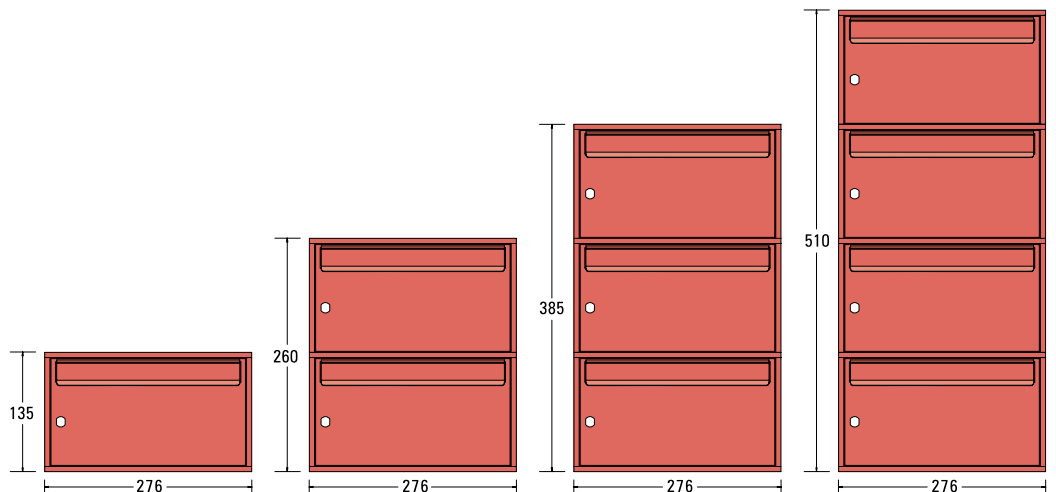
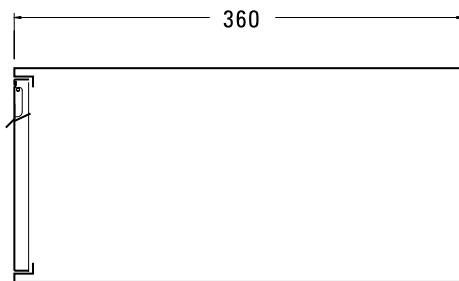
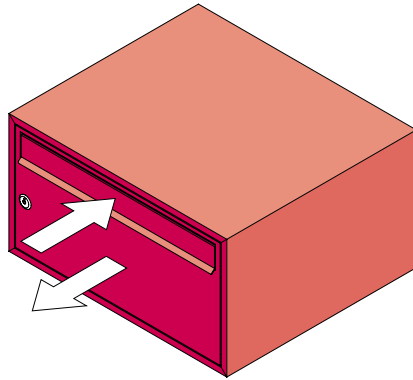


A high quality classically styled unit with an infinite range of sizes available for increased flexibility.

- Manufactured from aluminium extrusion. Polyester powder coated to a choice of colours from our standard range
- Suitable for domestic and light commercial use
- For interior and exterior application
- Single unit weight 4k
- Range of sizes available
- Can be manufactured in vertical stacks up to 12 high
- Vertical stacks can be factory banked
- Square corners suitable for recessing into brickwork or stud partition walls
- Full face door for easy access
- Recessed and anti leverage door
- Right hand hinged door
- Can be supplied to accept mail portrait (286mm wide) or landscape (381mm wide)
- Weather and vandal resistant
- Aperture size 235mm x 30mm



Steel 2 – Economy PPC



This Steel 2 unit is designed and manufactured to offer exceptional quality for a budget product.

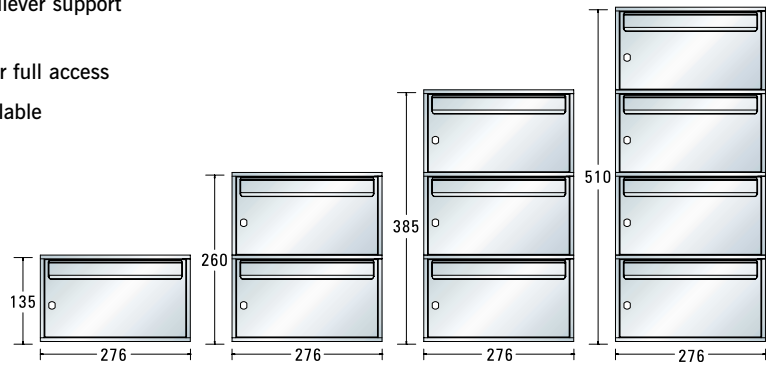
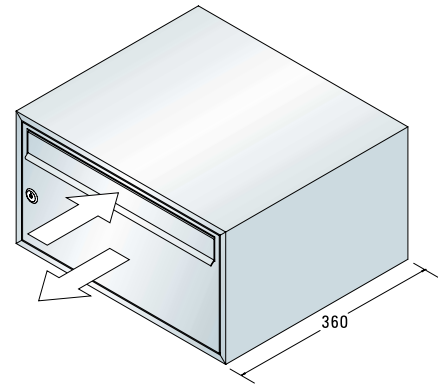
- Manufactured from galvanised steel. Polyester powder coated to a choice of colours from our standard range
- Suitable for domestic and light commercial use
- For interior application
- For exterior applications with additional weather shielding
- Single unit weight 3.5k
- Manufactured as single units or factory banked
- Can be surface mounted, recessed or freestanding with cantilever support (see accessories)
- Full sized steel door for full access
- Recessed and anti leverage door
- Landscape option available
- Weather resistant
- Vandal resistant
- Height as stated or as Stainless Steel
- Aperture size 235mm x 30mm

Stainless Steel 2

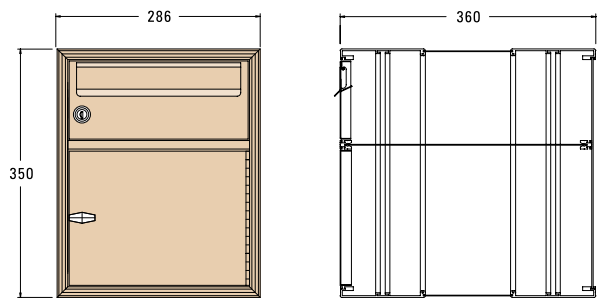
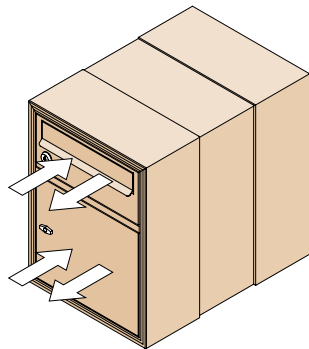


The Stainless Steel 2 mailbox is designed and manufactured to offer exceptional quality for a budget product.

- Manufactured from stainless steel Grade 316L silicone brush finish, 1mm thickness
- Suitable for domestic use
- For interior application
- For exterior applications with additional weather shielding
- Single unit weight 3.5k
- Manufactured as single units but can be factory banked
- Can be surface mounted, recessed or freestanding with cantilever support (see accessories)
- Full sized steel door for full access
- Landscape option available
- Weather resistant
- Vandal resistant
- Height as stated or as PPC
- Aperture size 235mm x 30mm




Guardian 1



A versatile solution, designed to hold mail in the top compartment and provisions (e.g. milk, bread, small packages etc) in the larger unit below.

- Manufactured from aluminium extrusion and galvanised steel. Polyester powder coated to a choice of colours from our standard range
- Suitable for domestic use
- For interior and exterior application
- Single unit weight 8k
- Variable sizes can be produced
- Manufactured as single units but can be factory banked
- Lockable postal access door complete with 2 keys
- Lower provisions compartment with non locking handle as standard. Can be fitted with lock
- Can be recessed, surface mounted with cantilever support or freestanding (see accessories)
- Lateral option available
- Weather and vandal resistant
- Aperture size 235mm x 30mm

THE SAFETY
LETTERBOX
COMPANY LTD



**The Safety Letterbox Company
Unit 1B, Milland Industrial Estate
Milland Road,
Neath SA11 1NJ**

Telephone: (01639) 633525

Facsimile: (01639) 646359

Web: www.safetyletterbox.com

Whilst all reasonable care has been taken in the preparation of this literature, all recommendations or suggestions regarding the use and application of products are made without guarantee, since conditions of use are beyond our control. Owing to a policy of constant improvement, information herein is subject to change without notice.

© The Safety Letterbox Company Ltd. 2005.
No part of this literature may be reproduced without the permission of The Safety Letterbox Company Ltd.