


Eyeleds® Multi Connector



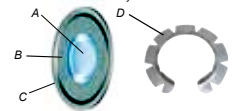
Features & Benefits:

- A new lighting generation, based on innovative LED technology;
- Easy installation by means of male/female IP67 'plug-connectors';
- Universal and widely applicable through a recess dept of only 6,5mm;
- Top quality SMD LED: bright and powerful light with an extreme long lifespan up to 100.000h MTBF;
- Energy saving (off 0,3 Watt per light unit) and UV resistant;
- Dust proof and water resistant (IP67);
- Low temperature, LED unit remains <35°C ;
- Individual LED units can easily be replaced with a special repair kit;
- Approved and certified by German VDE test institute;
- Installation possible in accordance with official standards;
- 3 years of European Product Warranty on material and production errors;

Materials & Dimensions:

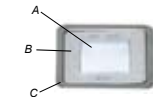
Round/Guide

- A: Light Surface: Polycarbonate lense 850°C - Ø 21,7mm.
- B: Decoration ring: Stainless steel (1.4301/V2A/Inox 304) - Ø 37,4mm.
- C: Mounting ring: Stainless steel (1.4301/V2A/Inox 304) - Ø 45mm.
- D: Clamb ring: Stainless steel (galvanised) - Ø 57,5mm.

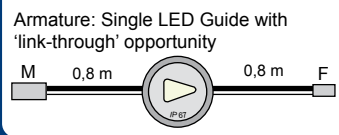
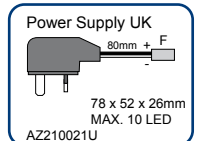
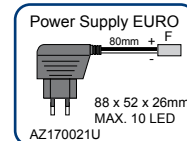
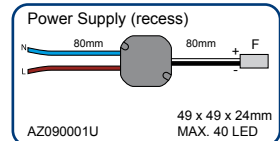
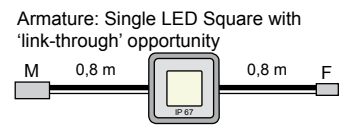
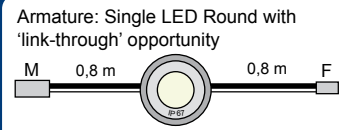


Square

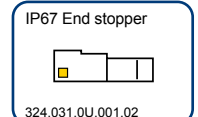
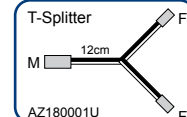

- A: Light Surface: Polycarbonate lense 850°C - 22 x 22mm.
- B: Decoration ring: Stainless steel (1.4301/V2A/Inox 304) - 38 x 38mm.
- C: Mounting ring: Stainless steel (1.4301/V2A/Inox 304) With flexible mounting clips (bottomside) - 50 x 50mm.



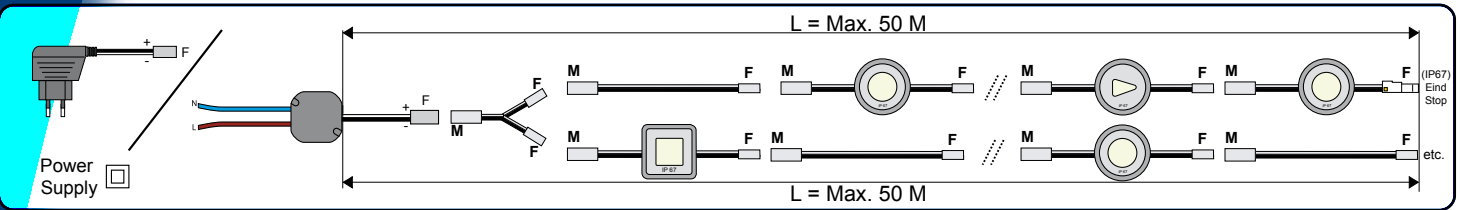
System Components:



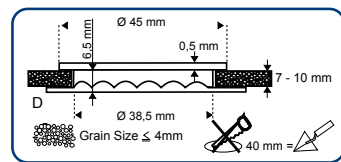
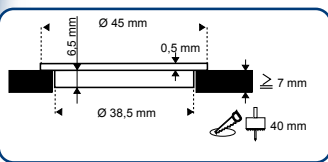
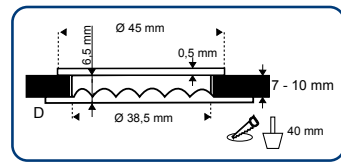
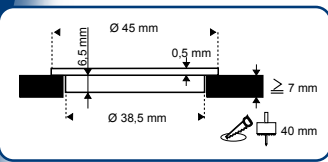
Eyeleds PowerEYE® and ColorEYE® systems are also available as a Multi Connector variant.
For available colors and finishings please inform at your sales representative.



Connection Diagram:



Built-In Diagram:



Bathroom Zones:

