

**aksa** POWER  
GENERATION

# POWER YOUR FUTURE

AKSA POWER GENERATION  
PRODUCT LINE CATALOGUE  
50Hz

**aksa** POWER  
GENERATION

AKSA POWER GENERATION  
[www.aksapowergen.com](http://www.aksapowergen.com)  
E-mail: [aksa@aksapowergen.com](mailto:aksa@aksapowergen.com)





## AKSA POWER GENERATION

Aksa Power Generation manufactures gasoline, diesel, natural gas powered gensets, marine generating sets, lighting towers and generating sets hardware. Aksa is one of the biggest generating sets manufacturer of the world with its continuous investments.

## KAZANCI HOLDING



Kazanci Holding – Turkey’ s largest energy group – is a group of integrated companies that specialize in the energy sector. Engaged in business for more than half a century, Kazanci Holding’ s leading position in the energy sector today is rooted in the production of generating sets in the early 1980s that was followed by power plant investments and electrical power generation in the 1990s. Having undertaken its first venture into natural gas distribution at the beginning of the 2000s, the Holding covered a significant distance in terms of its horizontal and vertical structuring in the energy sector.



## GROUP COMPANIES

- Aksa Energy**  
Turkey’ s biggest independent power producer with more than 2,000 MW of installed capacity.
- Aksa Natural Gas**  
Having acquired its first natural gas distribution license in 2004, Aksa Natural Gas has become Turkey’ s biggest natural gas distributor and have 20 distribution licenses of the country’ s 60 licensed territories.
- Aksa Electricity**  
Serving about 3 million subscribers in two distribution regions and distributing electricity to end users.
- Aksa Tourism**  
Aksa Tourism manages 3 hotels in Turkey with over 2,000 bed capacity. Mirada Del Mar Hotel (5 star) located in Antalya, Mirada Del Lago Hotel (4 star) and Mirada Del Monte (3 star) located in Kayseri & Erciyes.
- Aksa Agriculture**  
Aksa Agriculture produces meat and milk in accordance with the EU standards on 25,000 acres of land, which is in Inanli (Tekirdag) and Gelemen (Samsun) that are the 2 biggest farms in Turkey.



**New Factory is open now**

One of the biggest genset factories of the world. Akxa's 4th production plant, has started production in 2012. Total covered area of the new plant is 100,000sqm.

Akxa Power Generation has opened one of the largest genset factories in the world in May 2012. Akxa has secured its place among the biggest genset companies in global market with its new 100,000 m<sup>2</sup> factory.

The new factory will be producing 24,000 units of diesel gensets annually. In addition, it has 16 test rooms which are equipped with the latest technology and have totally 25 MVA test capacity.

**AKSA PRODUCTION FACILITIES**

- |        |       |       |           |
|--------|-------|-------|-----------|
| TURKEY | CHINA | U.S.A | SINGAPORE |
|--------|-------|-------|-----------|

**AKSA OFFICES AND WAREHOUSE WORLDWIDE**

- |         |                |        |           |
|---------|----------------|--------|-----------|
| ALGERIA | CHINA          | IRAN   | IRAQ      |
| JAPAN   | KAZAKHSTAN     | RUSSIA | SINGAPORE |
| U.S.A   | UNITED KINGDOM | U.A.E  | VIETNAM   |



CUMMINS POWERED



Standby: Continuous running at variable load for duration of an emergency, No overload is permitted on these ratings, In accordance with ISO 3026.  
 Prime: Continuous running at variable load for unlimited periods with 10% overload 1 hour in any 12 hour period. In accordance with ISO 8528, ISO 3046.  
 Contact us for other running periods.



400/231V. 1500r.p.m

Genset Model	Engine Model	Controller	Genset Power		Fuel Tank Capacity (L)		Fuel Consumption (L/H) 100%	Open Genset Dimension / Weight		Canopy Genset Dimension / Weight	
			Standby (kVA) PF:0.8	Prime (kVA) PF:0.8	Open	Canopy		Dimension (LxWxH) (mm)	Weight (kg)	Dimension (LxWxH) (mm)	Weight (kg)
APD30C	4B3.9G2	DSE6020	30	27	154	154	6.6	1860x900x1381	750	2494x963x1542	1070
APD43C	4BT3.9G2	DSE6020	43	39	154	154	9.3	1860x900x1381	805	2494x963x1542	1125
APD66C	4BTA3.9G2	DSE6020	66	60	154	154	12.9	1860x900x1381	960	2494x963x1542	1280
APD110C	6B75.9G2	DSE6020	110	100	195	195	22	2150x1000x1469	1280	3116x1063x1715	1700
APD145C	6BTA5.9G2	DSE6020	145	132	195	195	30	2150x1000x1474	1360	3316x1063x1715	1800
APD175C	6CTA8.3G2	DSE6020	175	160	350	350	42	2300x1100x1652	1730	3267x1163x1858	2230
APD200C	6CTA8.3G2	DSE6020	200	180	350	350	42	2336x1100x1652	1780	3267x1163x1858	2280
APD220C	6CTA8.3G2	DSE6020	220	200	473	473	45	2600x1250x1684	1880	3648x1313x2035	2530
APD275C	6LTA8.9G2	DSE7320	275	250	473	473	53	2600x1250x1684	1950	3648x1313x2035	2600
APD275CC	NT855GA	DSE7320	275	250	526	526	53	2929x1400x1978	3000	4517x1463x2163	3560
APD330C	NTA855G1A	DSE7320	330	300	526	526	61	3031x1400x1978	3240	4517x1463x2163	3800
APD350C	NTA855G1B	DSE7320	350	316	526	526	71.4	3031x1400x1978	3300	4517x1463x2163	3860
APD350CM	MTAA11G3	DSE7320	350	316	526	526	62.4	2900x1400x1764	2870	4517x1463x2163	3430
APD385C	NTA855G2A	DSE7320	385	350	526	526	72	3031x1400x1978	3300	4517x1463x2163	3860
APD412C	NTA855G7	DSE7320	412	375	526	526	86	3274x1400x1991	3400	4517x1463x2163	3960
APD440C	NTA855G7A	DSE7320	440	-	526	526	100.7	3274x1400x1991	3500	4517x1463x2163	4060
APD500C	KTA19G3	DSE7320	500	455	600	893	97	3400x1380x2055	4050	5022x1652x2475	5345
AC550	QSK15G8	DSE7320	550	500	870	893	103	3400x1420x2115	3950	5022x1652x2475	5090
APD550C	KTA19G4	DSE7320	550	500	600	893	107	3400x1380x2055	4050	5022x1652x2475	5345
APD650CS	KTA19G8	DSE7320	650	-	700	1100	139	3400x1680x2055	4200	5206x1850x2453	5900
APD688C	KTAA19G6A	DSE7320	688	-	700	1150	149.5	3620x1920x2075	4800	5206x1850x2453	5900
AC825	VTA28G6	DSE7320	825	-	850	1330	180	4072x1750x2158	6000	5806x2267x2554	8250
APD825C	KTA38G2	DSE7320	825	750	900	630	167	4370x2060x2397	7000	5806x2267x2554	8800
AC880	QSK23G3	DSE7320	880	800	1400	1500	161	4124x1998x2261	6200	5806x2267x2554	8350
APD888C	KTA38G2B	DSE7320	888	800	900	630	125	4370x2060x2397	7300	5806x2267x2554	9000
AC1100	QST30G4	DSE7320	1100	1000	950	600	202	4250x1950x2217	7100	5806x2267x2554	9350
APD1000C	KTA38G2A	DSE7320	1000	920	900	630	191	4370x2060x2397	7450	5806x2267x2554	9300
APD1100C	KTA38G5	DSE7320	1100	1000	900	630	209	4370x2060x2161	7600	5806x2267x2554	9300
APD1250C	KTA38G9	DSE7320	1250	-	-	550	256	4560x1850x2300	8600	5806x2267x2554	10500
AC1410	KTA50G3	DSE7320	1410	1280	-	-	261	4916x1799x2219	9850	6058x2438x2591	14900
AC1675	KTA50GS8	DSE7320	1675	1500	-	-	309	5586x2100x2538	11000	12192x2438x2896	21000
AC2250	QSK60G4	DSE7320	2250	2000	-	-	394	5957x2250x2612	14200	12192x2438x2896	24200

Manufacturer reserves the right to make changes in model, technical specifications, color, equipment and accessories without prior notice.

PERKINS POWERED



Standby: Continuous running at variable load for duration of an emergency. No overload is permitted on these ratings, in accordance with ISO 3026.  
 Prime: Continuous running at variable load for unlimited periods with 10% overload 1 hour in any 12 hour period. In accordance with ISO 8528, ISO 3046.  
 Contact us for other running periods.




400/231V. 1500r.p.m

Genset Model	Engine Model	Controller	Genset Power		Fuel Tank Capacity (L)		Fuel Consumption (L/H) 100%	Open Genset Dimension / Weight		Canopy Genset Dimension / Weight	
			Standby (kVA) PF:0.8	Prime (kVA) PF:0.8	Open	Canopy		Dimension (LxWxH) (mm)	Weight (kg)	Dimension (LxWxH) (mm)	Weight (kg)
APD10PE	403D-11G	DSE6020	10	9	32	32	2.6	1400x760x923	307	1522x823x1127	430
APD14PE	403D-15G	DSE6020	14	12.5	32	32	6.8	1400x760x981	385	1672x823x1127	515
APD22PE	404D-22G	DSE6020	22	20	95	95	5.4	1500x900x1172	655	1933x963x1213	885
APD33P	1103A-33G	DSE6020	33	30	82	82	7.1	1730x900x1185	750	2270x969x1275	960
APD50P	1103A-33TG1	DSE6020	50	45	82	82	10.7	1730x900x1185	800	2270x969x1275	1010
APD66P	1103A-33TG2	DSE6020	66	60	82	82	13.9	1730x900x1185	830	2270x969x1275	1040
APD72P	1104A-44TG1	DSE6020	72	65	154	154	14.8	1860x900x1285	970	2494x963x1542	1290
APD88P	1104A-44TG2	DSE6020	88	80	154	154	18.7	1860x900x1285	1015	2494x963x1542	1335
APD110P	1006TG2A	DSE6020	110	100	195	195	21.8	2150x1000x1519	1080	3116x1063x1715	1500
APD110PE	1104C-44TAG2	DSE6020	110	100	154	154	22.6	2150x1000x1363	1090	3116x1063x1715	1510
APD150P	1006TAG	DSE6020	150	136	195	195	31.5	2254x1000x1530	1440	3116x1063x1715	1880
APD165P	1006TAG2	DSE6020	165	150	195	195	41	2254x1000x1530	1440	3116x1063x1715	1880
APD200P	1106A-70TAG3	DSE6020	200	180	350	350	-	2395x1100x1590	1860	3267x1163x1858	2360
APD200PE	1106C-E66TAG4	DSE6020	200	180	350	350	40.2	2300x1100x1643	1780	3267x1163x1858	2280
APD220P	1106A-70TAG4	DSE6020	220	200	350	350	45.8	2600x1250x1621	1940	3648x1313x2035	2590
APD220PE	1306C-E87TAG3	DSE6020	220	200	473	473	45.2	2600x1250x1785	2040	3648x1313x2035	2690
APD250PE	1306C-E87TAG4	DSE6020	250	227.5	526	526	48.5	2600x1250x1785	2140	3648x1313x2035	2790
APD275PE	1306C-E87TAG6	DSE7320	275	250	473	473	45	2600x1250x1785	2140	3648x1313x2035	2790
APD385PE	2206C-E13TAG2	DSE7320	385	350	525	525	75	3100x1400x2004	3292	4517x1463x2243	4022
APD440PE	2206C-E13TAG3	DSE7320	440	400	525	525	85	3190x1400x2004	3427	4517x1463x2243	4157
APD500PE	2506C-E15TAG1	DSE7320	500	455	870	893	99	3430x1420x2187	3900	5022x1652x2475	4895
APD550PE	2506C-E15TAG2	DSE7320	550	500	870	893	106	3430x1420x2187	3900	5022x1652x2475	4895
APD660P	2806A-E18TAG1A	DSE7320	660	600	1400	1150	123	3581x1698x2186	4600	5206x1850x2453	5700
APD715P	2806A-E18TAG2	DSE7320	715	650	1400	1150	132	3581x1698x2186	4600	5206x1850x2453	5700
APD900P	4006-23TAG3A	DSE7320	900	810	1100	1450	172	4050x2000x2201	5400	5806x2267x2554	7550
APD1100P	4008-TAG2A	DSE7320	1100	1000	2000	1800	220	4866x2060x2468	8250	5808x2260x3116	10500
APD1400P	4012-46TWG2A	DSE7320	1400	1250	-	-	259	4752x1868x2344	8400	12192x2438x2896	18400
APD1650P	4012-46TAG2A	DSE7320	1650	1500	-	-	301	5066x2200x2397	9000	12192x2438x2896	19000
APD1875P	4012-46TAG3A	DSE7320	1875	1705	-	-	367	5200x2200x2410	11050	12192x2438x2896	21050
APD2250P	4016TAG2A	DSE7320	2250	2000	-	-	434	5728x2775x3058	11500	12192x2438x2896	21500
APD2500P	4016-61TRG3	DSE7320	2500	2250	-	-	473	6097x2590x2859	13900	12192x2438x2896	22000

Manufacturer reserves the right to make changes in model, technical specifications, color, equipment and accessories without prior notice.

MITSUBISHI POWERED



Standby: Continuous running at variable load for duration of an emergency, No overload is permitted on these ratings, in accordance with ISO 3026.  
 Prime: Continuous running at variable load for unlimited periods with 10% overload 1 hour in any 12 hour period, in accordance with ISO8528, ISO 3046.  
 Contact us for other running periods.

400/231V. 1500r.p.m

Genset Model	Engine Model	Controller	Genset Power		Fuel Tank Capacity (L)		Fuel Consumption (L/H)	Open Genset Dimension / Weight		Canopy Genset Dimension / Weight	
			Standby (kVA) PF:0.8	Prime (kVA) PF:0.8	Open	Canopy		100%	Dimension (LxWxH) (mm)	Weight (kg)	Dimension (LxWxH) (mm)
APD825M	S6R2-PTAA	DSE7320	825	750	-	-	156.7	4060x1830x2109	5700	5206x1850x2453	-
APD1100M	S12H-PTA	DSE7320	1100	1030	1000	600	216.1	4370x2100x2214	8600	5806x2267x2554	10800
APD1425M	S12R-PTA	DSE7320	1425	1290	-	-	260.6	4430x2040x2217	9300	6058x2438x2591	15500
APD1650M	S12R-PTAA2	DSE7320	1650	1500	-	-	308.0	4982x2192x3076	10450	12192x2438x3734	21500
APD1915M	S16R-PTA	DSE7320	1915	1750	-	-	347.6	5160x2245x2545	12600	12192x2438x2896	22600
APD2100M	S16R-PTA2	DSE7320	2100	1875	-	-	398.7	5218x2245x2608	13100	12192x2438x2896	23100
APD2250M	S16R-PTAA2	DSE7320	2250	2000	-	-	403.8	5700x2192x3390	13400	12192x2438x3734	24000
APD2500M	S16R2-PTAW	DSE7320	2500	2250	-	-	478.0	6146x2380x3389	14700	-	-

Manufacturer reserves the right to make changes in model, technical specifications, color, equipment and accessories without prior notice.

AKSA POWERED



Standby: Continuous running at variable load for duration of an emergency, No overload is permitted on these ratings, in accordance with ISO 3026.  
 Prime: Continuous running at variable load for unlimited periods with 10% overload 1 hour in any 12 hour period, in accordance with ISO8528, ISO 3046.  
 Contact us for other running periods.

400/231V. 1500r.p.m

Genset Model	Engine Model	Controller	Genset Power		Fuel Tank Capacity (L)		Fuel Consumption (L/H)	Open Genset Dimension / Weight		Canopy Genset Dimension / Weight	
			Standby (kVA) PF:0.8	Prime (kVA) PF:0.8	Open	Canopy		100%	Dimension (LxWxH) (mm)	Weight (kg)	Dimension (LxWxH) (mm)
APD12A	A3CRX14	DSE6020	11.5	10.6	32	32	3.4	1400x760x927	350	1522x823x1127	470
APD16A	A4CRX18	DSE6020	15.5	14.5	32	32	4.1	1400x760x927	390	1672x823x1127	520
APD20A	A4CRX22	DSE6020	20	18	95	95	4.5	1500x900x1061	640	1933x963x1213	870
APD25A	A4CRX25	DSE6020	25	23	95	95	5.5	1500x900x1061	665	1933x963x1213	895
APD33A	A4CRX25T	DSE6020	33	30	95	95	6.75	1500x900x1061	680	1933x963x1213	910
APD40A	A3CRX32T	DSE6020	40	36	82	82	8.7	1730x900x1138	892	2270x969x1275	1100
APD50A	A4CRX47	DSE6020	50	45	154	154	11.1	1860x900x1340	960	2494x963x1542	1280
APD70A	A4CRX46T	DSE6020	70	64	154	154	17.1	1883x900x1340	1060	2494x963x1542	1380
APD90A	A4CRX46TI	DSE6020	93	85	195	195	19.3	2150x1000x1457	1265	3116x1063x1715	1685
APD125A	A6CRX65TI	DSE6020	125	115	350	350	26.3	2300x1100x1675	1570	3267x1163x1858	2070
APD150A	A6CRX69TI	DSE6020	150	137.5	350	350	32.5	2390x1100x1675	1680	3267x1163x1858	2180
APD 220A	A6CRX88TI	DSE6020	220	200	526	526	47.1	2900x1400x2045	2545	3918x1463x2163	2980
APD250A	A6CRX98TI	DSE6020	250	230	526	526	51.9	2900x1400x2045	2645	3918x1463x2163	3080
APD275A	A6CRX97TI	DSE7320	275	250	526	526	54.1	2900x1400x2045	2645	3918x1463x2163	3080

Manufacturer reserves the right to make changes in model, technical specifications, color, equipment and accessories without prior notice.

**ATS**



ATS MODEL	ELECTRIC CURRENT(A)	CHANGEOVER SWITCH MODEL
ATS63A	63	V61WN63
ATS100A	100	V61WN100
ATS125A	125	V62WN125
ATS160A	160	V62WN160
ATS200A	200	V62WN200
ATS250A	250	V64WN250
ATS320A	320	V64WN320
ATS400A	400	V64WN400
ATS630A	630	V66WN630
ATS800A	800	V610WN800
ATS1000A	1000	V610WN1000
ATS1250A	1250	V616WN1250
ATS1600A	1600	V616WN1600
ATS2000A	2000	V620WN2000
ATS2500A	2500	V620WN2500
ATS3150A	3150	V630WN3150
ATS3200A	3200	630WN4B3200A
ATS4000A	4000	640WN4B4000A

**ALTERNATOR**



Stamford and Akxa alternators can be used with each engine brand according to requirements.  
 Brushless, single bearing system, flexible disc, 4 poles  
 Insulation class H  
 Standard degree of protection IP21 (\*IP22/IP23 is available)  
 Self-exciting and self-regulating  
 Impregnation with tropicalised epoxy varnish  
 Solid state Automatic Voltage Regulator  
 Stator winding with 2/3 pitch for improved harmonics

**CONTROL PANEL**

**DSE 6020 features:**

The module is used to monitor main supply and starts and stops of a standby generating set  
 Micro-processor based design  
 Automatic control of main and generator contactors  
 Monitors engine performance and AC power output  
 LED alarm indication  
 Front panel configuration of timers and alarm trip points  
 CAN and magnetic pick-up versions (specify on ordering)  
 4 digital inputs/3 analogue inputs  
 6 outputs(4 configurable on Magnetic Pick-up, 6 configurable on CANbus version)  
 Easy push button control  
 Stop/reset-manual-auto-test-start

**Metering via LED display:**

Generator Volts (L-L/L-N)  
 Engine oil pressure (PSI-Bar)  
 Generator ampere (L1, L2, L3)  
 Generator frequency (Hz)  
 Engine hours run  
 Generator kVA  
 Generator cos (σ)

**Alarms:**

Over and under Speed  
 Start and stop Failure  
 Over current  
 Low oil pressure

**LED indications:**

Mains available  
 Generator available  
 Mains on load  
 Generator on load

Power outlet terminal board mounted on the genset base frame



**DSE 7320 features:**

The module is used to monitor a mains supply and starts and stops a standby generating set  
 Micro-processor based design  
 Automatic control of mains and generator contactors  
 Monitors engine performance and AC power output  
 LED alarm indication  
 Front panel configuration of timers and alarm trip points  
 Easy push button control  
 Stop/reset-manual-test-auto-mute alarm-start

**Metering via LED display:**

Generator volts (L-L/L-N)  
 Engine oil pressure (PSI-Bar)  
 Generator ampere (L1, L2, L3)  
 Generator frequency (Hz)  
 Engine hours run  
 Generator kVA, kWh  
 Generator cos(σ)

**Alarms:**

Over and under Speed  
 Start and stop Failure  
 Over current  
 Low oil pressure  
 High engine temperature  
 Unbalanced load


**LED indications**

**Four configurable LED' s like:**  
 Mains available  
 Generator available  
 Mains on load  
 Generator on load



**CANOPY**

All canopy parts are designed with modular principles  
 Without welding assembly  
 Doors on each side  
 All metal canopy parts are painted by electrostatic polyester powder paint  
 Exhaust silencer is protected against environment influences  
 Thermally insulated engine exhaust system  
 Emergency stop push button is installed outside of the canopy  
 Easy lifting and moving  
 Easy maintenance and operation



High voltage gensets



portable gensets

CANOPY MODEL	Dimensions(LxWxH)-mm
HYP2A	1521-823-1104
ASM1	1364-823-1116
ASM2	1512-823-1126
ASM3	1938-963-1245
ASM3A	2225-963-1245
ASM4	2491-963-1582
ASM5	3122-1068-1716
ASM5A	3321-1068-1732
ASM6	3269-1168-1866
ASM6A	3650-1313-2030
ASM7	3900-1463-2166
ASM7A	4500-1463-2166
ASM7C	5022-1652-2475
ASM8	5200-1860-2450
ASM9	5800-2260-2550
20ft container	6058-2438-2591
30ft container	9125-2438-2591
40ft container	12192-2438-2591




**AKSA SPECIAL PURPOSE MODELS**



Lighting towers



Trailer gensets



Containerized gensets