

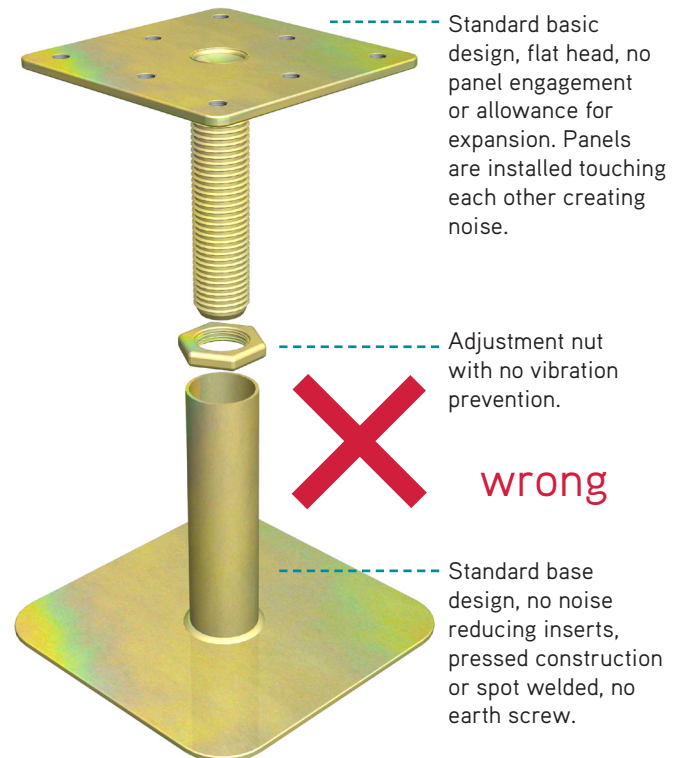
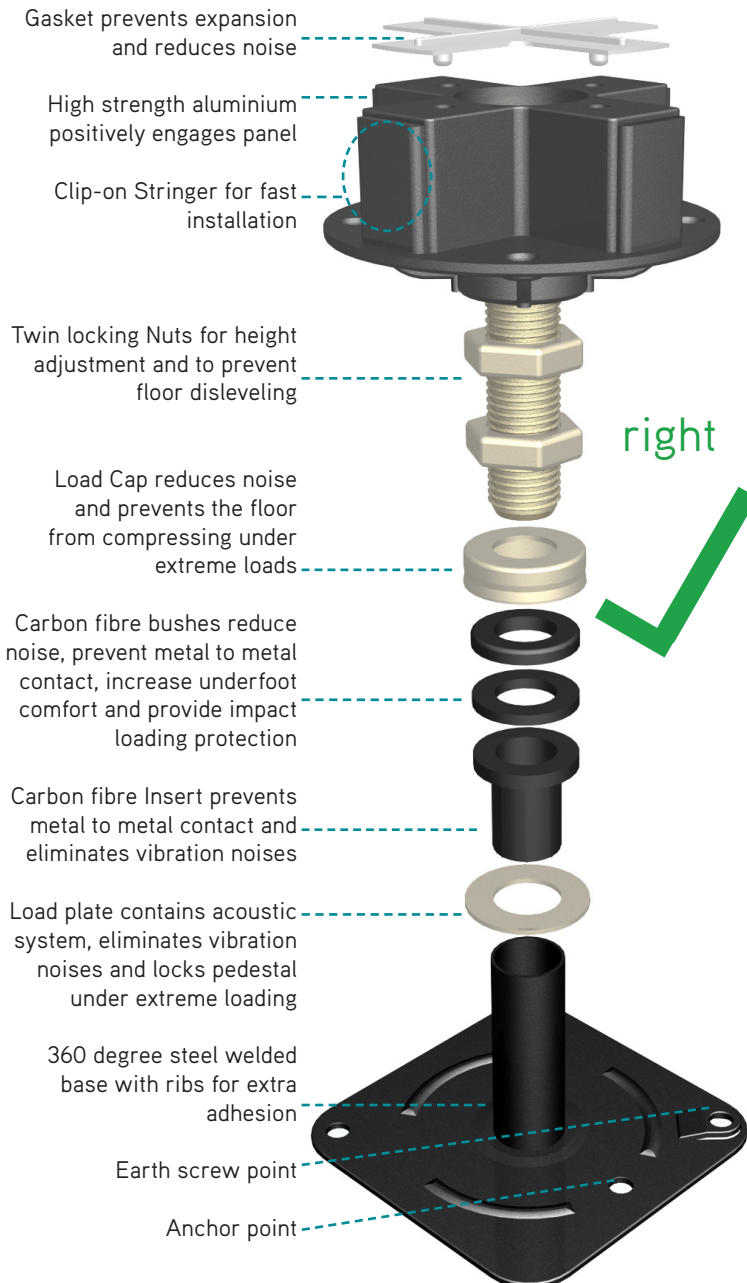
# Why ASP Is Different



## The ASP Pedestal

VS

## Other Pedestals



## The Solution

We understand that flexibility and efficiency equate to long-term value for our customers. Our modular solutions enable any commercial space to be re-configured quickly and cheaply. Our One to One Tile system uses a simple, strong stud hold that doesn't require adhesives making it both reusable, cost efficient and environmentally friendly.

Our patented system provides additional impact loading protection, enables controlled expansion and uses the latest in sound absorption technology to minimize noise.

The ASP Access Floor system ensures a perfect installation with none of the problems associated with other access floor designs.

# Why ASP Is Different

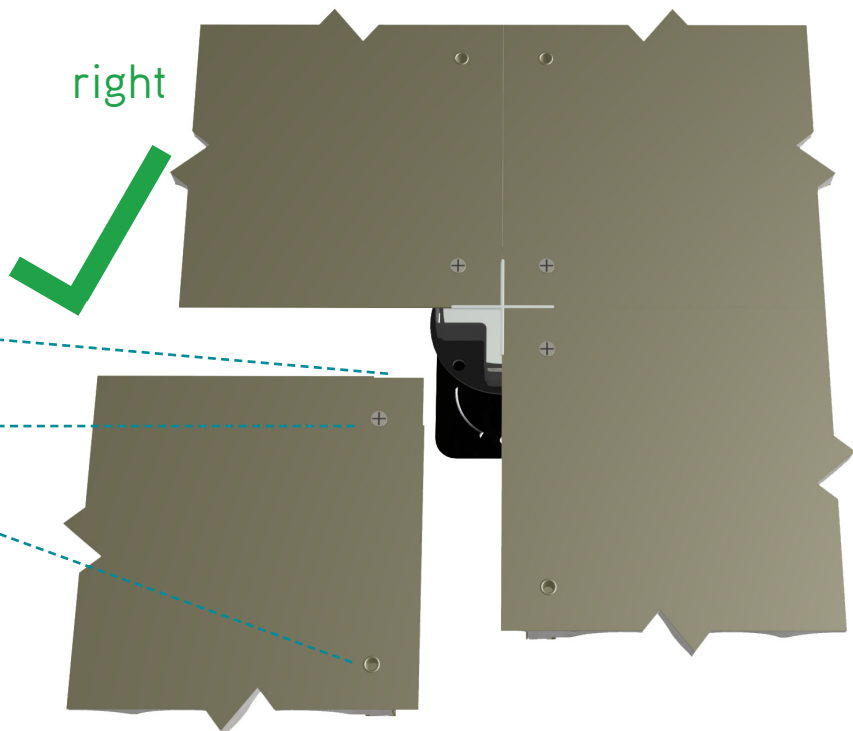


## The ASP Panel

- Custom corner rebates
- Ensure perfect panel location
  - Eliminate noise
- Eliminate panel lipping
- Controlled expansion

### Design Advantages

- Rebated edge for perfect panel location
- Recessed Screws with PVC inserts to prevent over tightening
- One to One Tile studs for quick carpet tile installation
- Tension nodes for additional strength and deflection reduction
- Sphere recesses for strength and weight reduction with side support for reduced flexing



“The ASP solution offered everything we required. Installation was smooth and hassle-free. A job well done.”

Eng. Stephan Vianden, Civil Engineer, Max Bogl.

## VS

## Other Panels

- Standard basic design
- Square edged panels
- No allowance for expansion
- Panels are in direct contact creating noise
- Lipping and rocking of panels

