

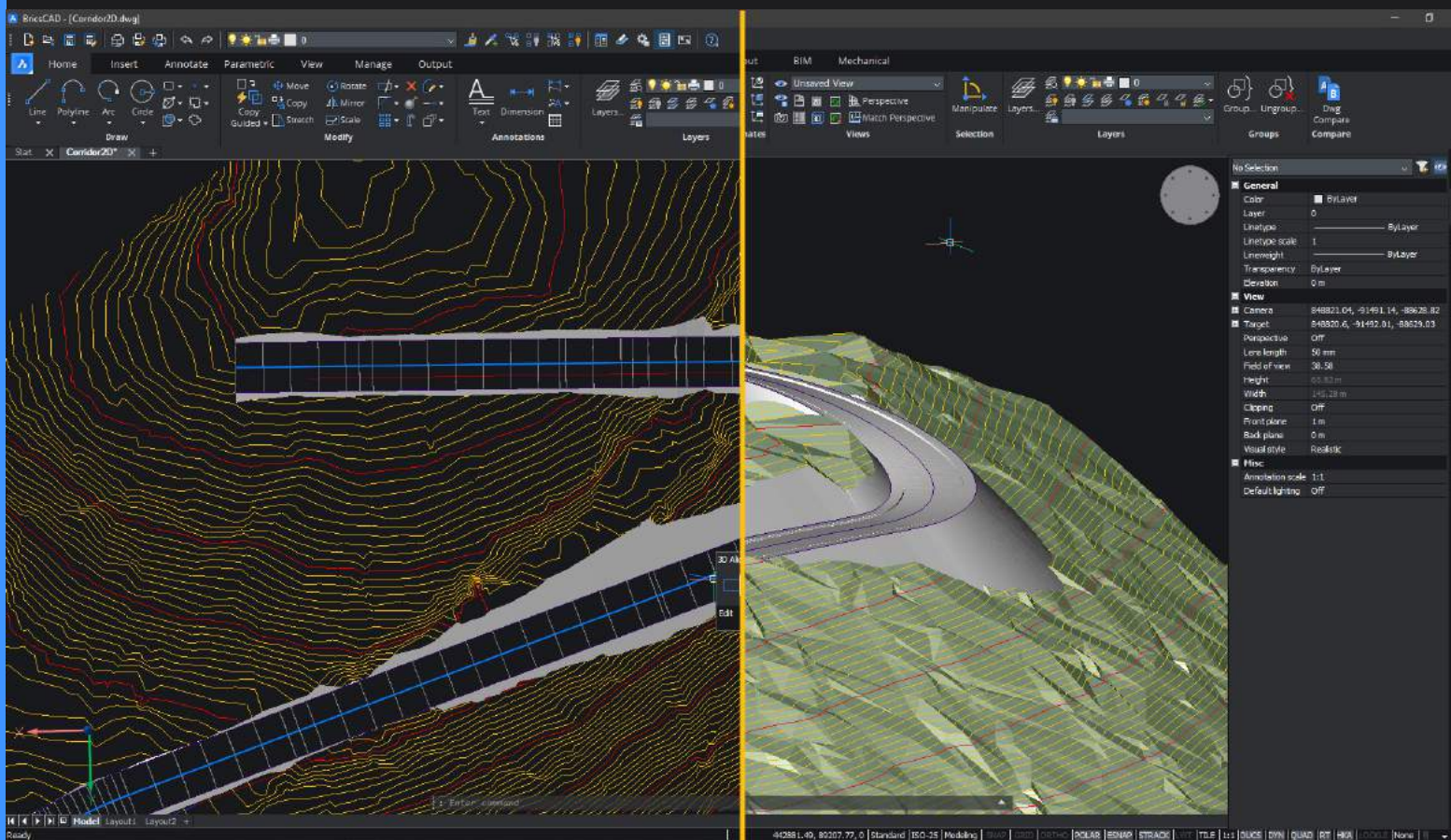


Welcome to BricsCAD®

Familiar and cost-effective DWG-based CAD solutions
for 2D, 3D, BIM and mechanical design

TRY IT FOR FREE FOR 30 DAYS

www.bricsys.com



HEXAGON

 Bricsys®

Powerful and affordable 2D drafting software

For everyone who draws

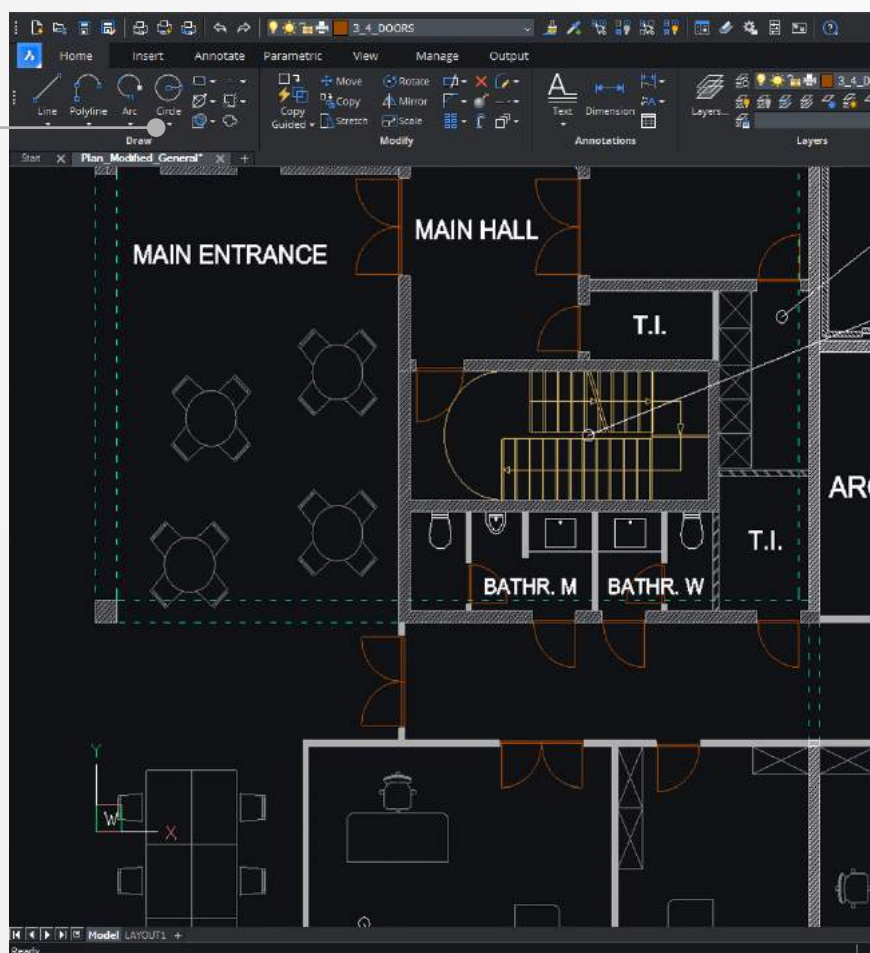
Well-known 2D Drafting Tools

BricsCAD offers all the 2D drafting tools you know, and more. You can access them directly from the ribbon, toolbars or the command line. Current CAD users can be comfortable with BricsCAD in an hour, and proficient in an afternoon.

Familiar interface

Leverage what you already know with full command, script, macro and menu compatibility with AutoCAD®

- Command compatible
- Menu (.CUI, .CUIX) compatible
- Macro/script compatible
- Support file (.PC3, .LIN, .PAT, .DWT, .SSM) compatible



Highly compatible

There's no need to change your printer setup, drawing templates, blocks or sheet set layouts to move to BricsCAD – they are all 100% compatible. BricsCAD is based on native DWG for the highest compatibility.



Use your Dynamic Blocks

You can use the Dynamic Blocks that you created in AutoCAD® directly inside of BricsCAD. Control visibility states and stretch, flip, and rotate.



Powerful LISP Interpreter

Run LISP routines developed in other CAD applications or develop your own in the BricsCAD LISP Advanced Development Environment (BLADE).



Convert repeated geometry into blocks

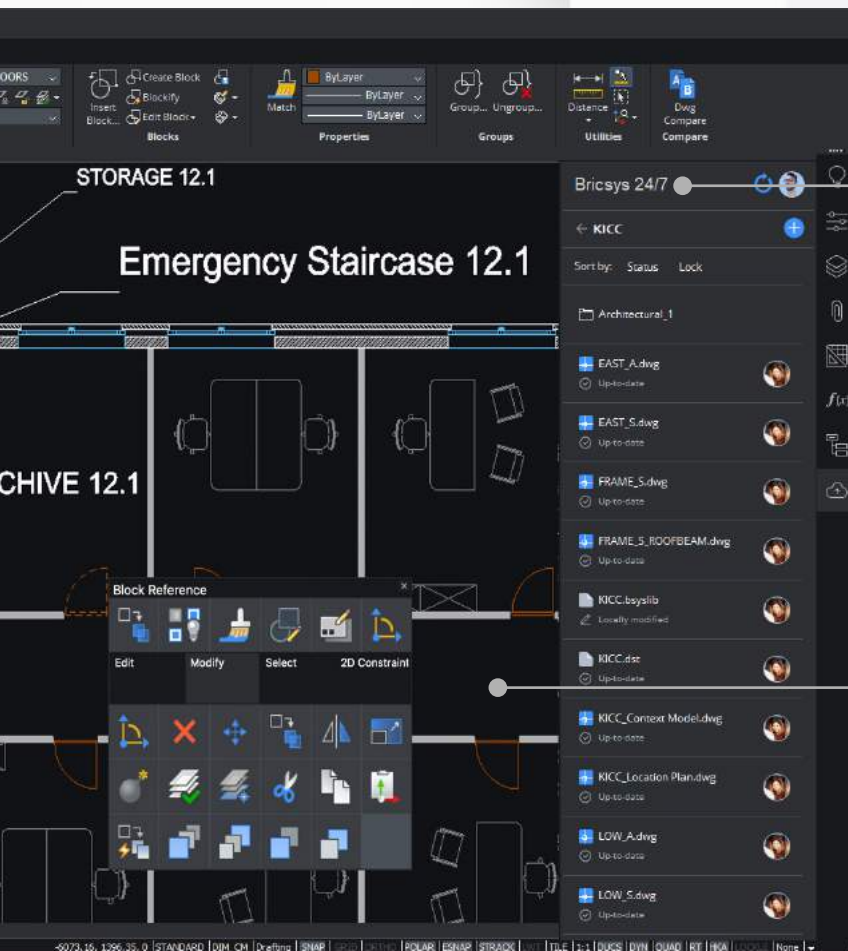


Blockify automatically creates a block definition and replaces all matching sets of entities with block references throughout your entire drawing.



"BricsCAD is very fast and very stable. One of the things that we like about BricsCAD is that we can work with large files."

Jose Duarte - Civil Engineer at Noraqua



BricsCAD® Cloud

Part of  BricsCAD® Maintenance

Download, view and edit natively, with full tracking of DWG and XREF history. BricsCAD's built-in Bricsys 24/7 panel gives you instant access to drawings and ensures you always have the latest version of a tracked file.

- Share files with your teammates
- Avoid file conflicts with check-in / check-out
- Always work on the latest file version

Quad

BricsCAD's unique Quad palette predicts your command usage and offers one-click access to the command you'll need next.



Nearest Distance

View the distance between any two entities, and move the second one by simply typing in a new distance value.



Copy Guided

CopyGuided automatically aligns copied entities to relevant geometry using automatically generated guide curves.



High performance

BricsCAD supports multi-threaded, multi-processor operations to speed product performance for file loads, drawing generation and rendering. And with the Redway3D graphics system, BricsCAD delivers great performance in both 2D and 3D operations.



PDF & BigTIFF underlays

We use a multi-resolution, persistent image cache to display PDF underlays, enabling super-fast zoom and pan operations, even with enormous 64-bit BigTIFF files.

Modern 2D drafting and 3D modeling software

For 2D and 3D users who need the power of 3rd-party applications

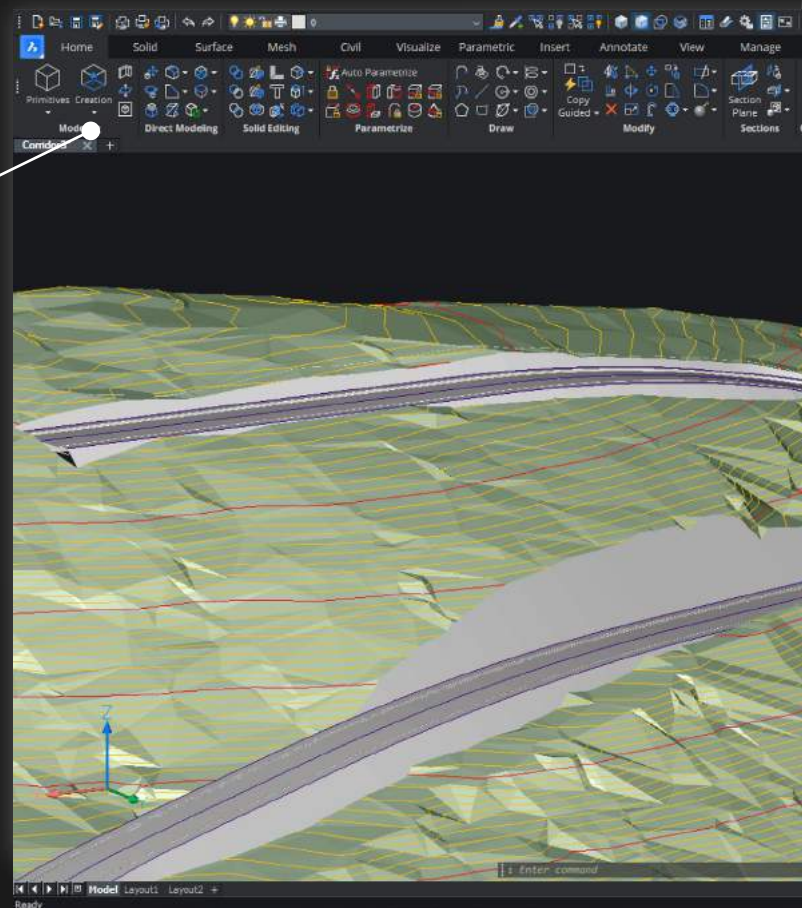
2D Drafting & 3D Modeling Tools

In addition to the comprehensive 2D drafting Tools that BricsCAD is known for, BricsCAD Pro includes our powerful 3D Direct Modeler. Start with 3D shapes, then push & pull faces or vertices to create your model. You can also sketch 2D profiles and extrude, sweep or revolve them into 3D solids.

Familiar interface / menus

Leverage what you already know with full command, script, macro and menu compatibility with AutoCAD®

- Command compatible
- Menu (.CUI, .CUIX) compatible
- Macro/script compatible
- Support file (.PC3, .LIN, .PAT, .DWT, .SSM) compatible



Parametric Blocks

Parametric blocks automate repetitive tasks by allowing users to create one block instead of lots of similar, separate block definitions.



Civil Engineering tools

BricsCAD offers extended modeling workflows for creating and editing TIN surfaces, grading, and alignments. No object enablers are required to view and analyze Civil geometry.



Easy drawing generation

Automatically generate associative orthographic and standard isometric views of your 3D models, with full control over the layout and style of the views. Then, use the powerful detailing tools in BricsCAD to document your designs.



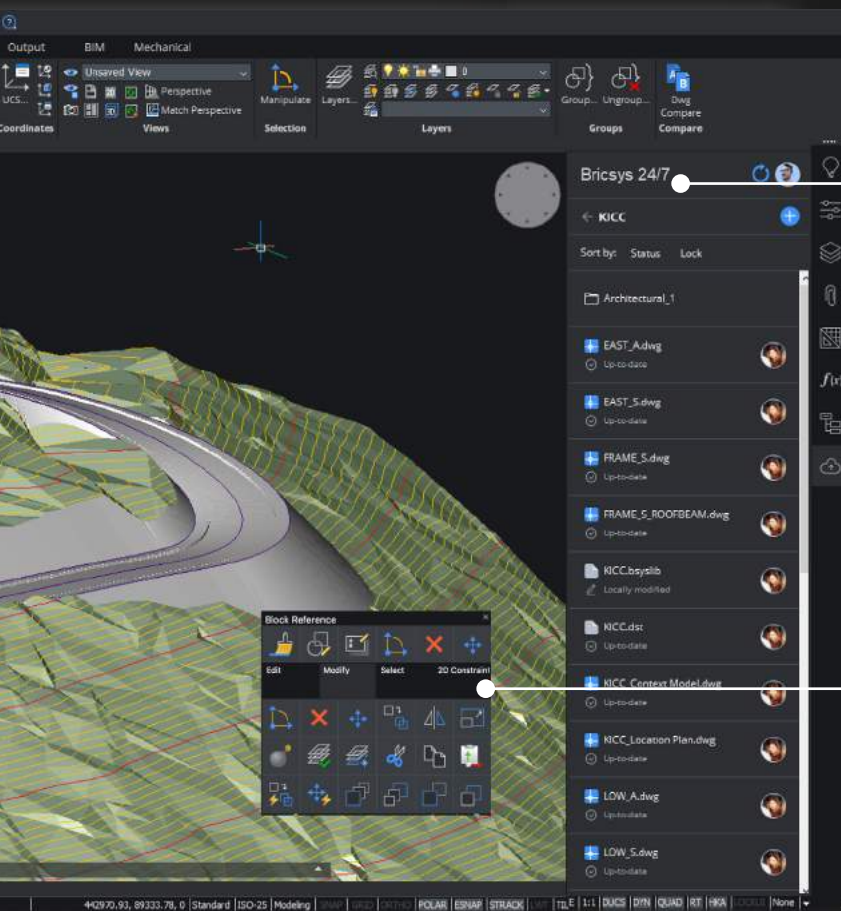
Point Clouds

Point cloud visualization tools in BricsCAD® Pro support industry-standard point cloud formats, and let you navigate massive point clouds smoothly and quickly.



"The volume of 3D modeling work is increasing every day and BricsCAD supports a smooth transition from 2D CAD to 3D CAD."

Masahiro Abe,
Production Engineering Division at Mazda



BricsCAD® Cloud

Part of  BricsCAD Maintenance

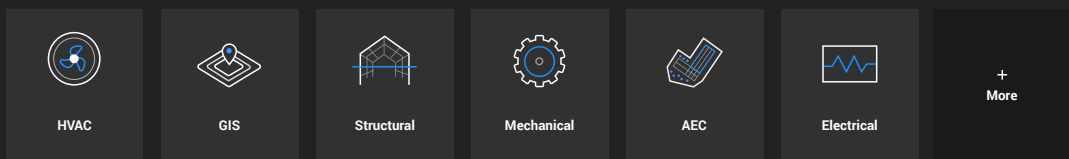
Download, view and edit natively, with full tracking of DWG and XREF history. BricsCAD's built-in Bricsys 24/7 panel gives you instant access to drawings and ensures you always have the latest version of a tracked file.

- See who's working on which file
- Avoid conflicted files with check-in / check-out
- Always work on the latest version

Quad

BricsCAD's unique Quad palette predicts your command usage and offers one-click access to the command you'll need next

3rd PARTY APPLICATIONS



The BricsCAD Runtime eXtension (BRX) API enables top application developers to build industry-specific tools and workflows for BricsCAD. We offer over 400 third-party applications on the Bricsys Application Store to help users get their work done easier, faster and more accurately.

A.I.- powered Building Information Modeling software

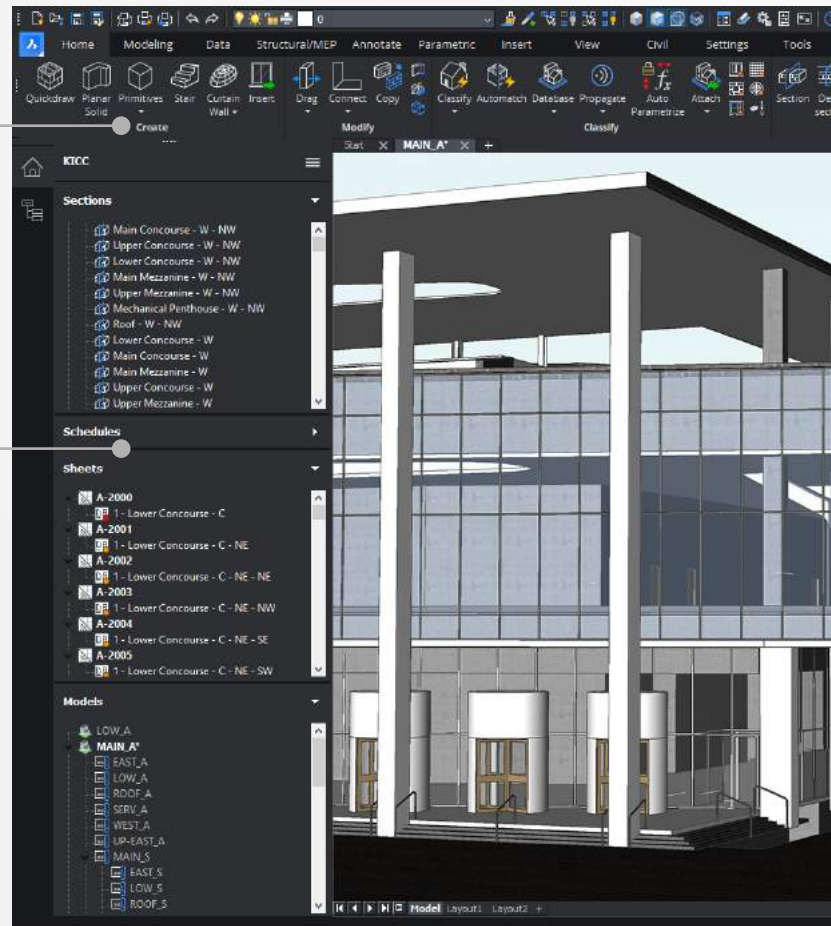
For designers, architects and engineers working in the building industries

Design with solids

Experience design freedom with a 3D workflow, not limited by pre-defined parts or library components. Use intuitive push-pull Direct Modeling to sculpt your massing model. Your model remains light and responsive, because it's not over-loaded or over-constrained.

Automate Increased LOD

BricsCAD BIM's A.I. workflows help automate a continuous increase in Level of Development. Convert your concept study model to a fully classified BIM at LOD 200. Continue to increase the LOD with our PROPAGATE workflow – model details once, use them across the entire BIM, automatically.



Detailing & quantification

Increase your model's LOD by adding information and duplicating it at any or all matching instances across your BIM, automatically. With high accuracy and consistent Level of Detail across the entire BIM, exact quantity takeoffs and Bills of Materials can be extracted, displayed and exported.

Generate spectacular documentation

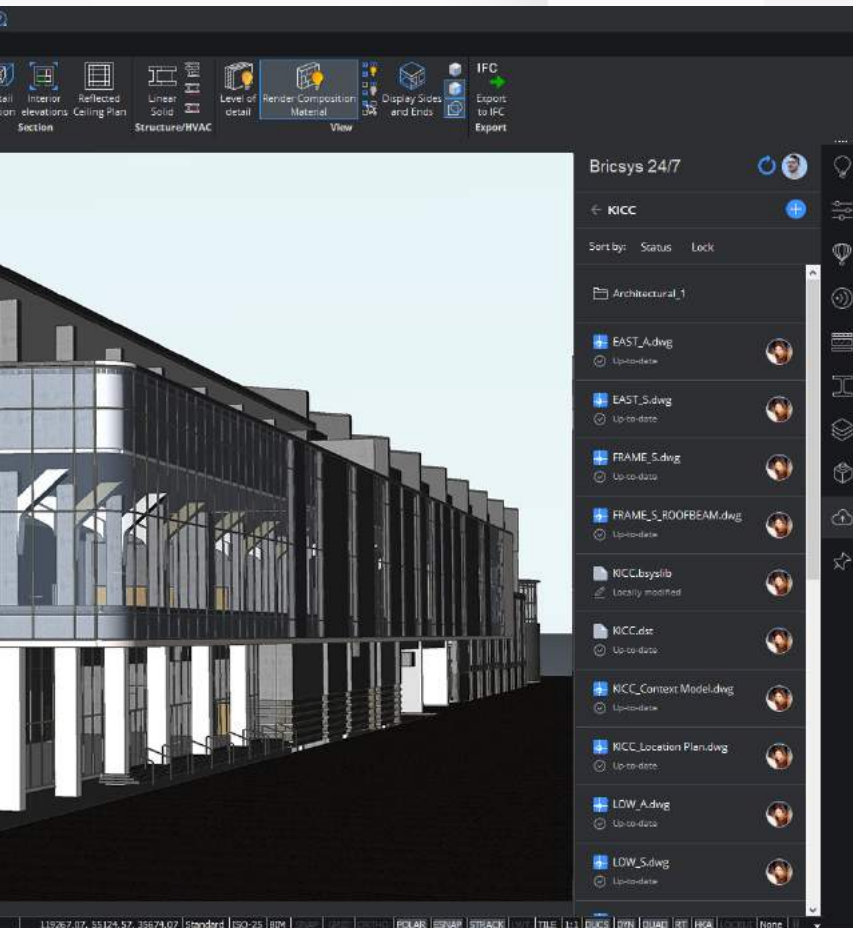
Create clear and accurate construction documentation in record time, using the automatic generation of sections, elevations, drawing views and sheet layouts. Change your 3D model, and all associated drawing views will be regenerated automatically to stay in total sync.



"BricsCAD BIM will allow us to spend more time on the actual design of data-rich building models instead of the tedious traditional 2D drafting."




Greg Schleusner

Director Of Design Technology Innovation at HOK



Collaborate freely

BricsCAD BIM supports global, open standards to ensure smooth collaboration with everyone on the extended design/build team. Add Bricsys 24/7, our SaaS-based Common Data Environment (CDE), as the hub for model sharing and project communications.

-  IFC 4.0 and BCF
-  Read Revit Files
-  Import directly from Trimble SketchUp

Deliver custom designs for Manufactured Building Products

The accuracy of BricsCAD BIM offers new horizons for manufacturers of building products. Custom components can be designed and shared as assemblies, for use within the BIM or on the shop floor for fabrication.

Visualize

Visualize your design at every phase of the workflow with BricsCAD BIM. With a single click, you can start real-time rendering using Enscape or Twinmotion and walk through your fully rendered model project.



Advanced mechanical design tools

For mechanical engineers and product designers

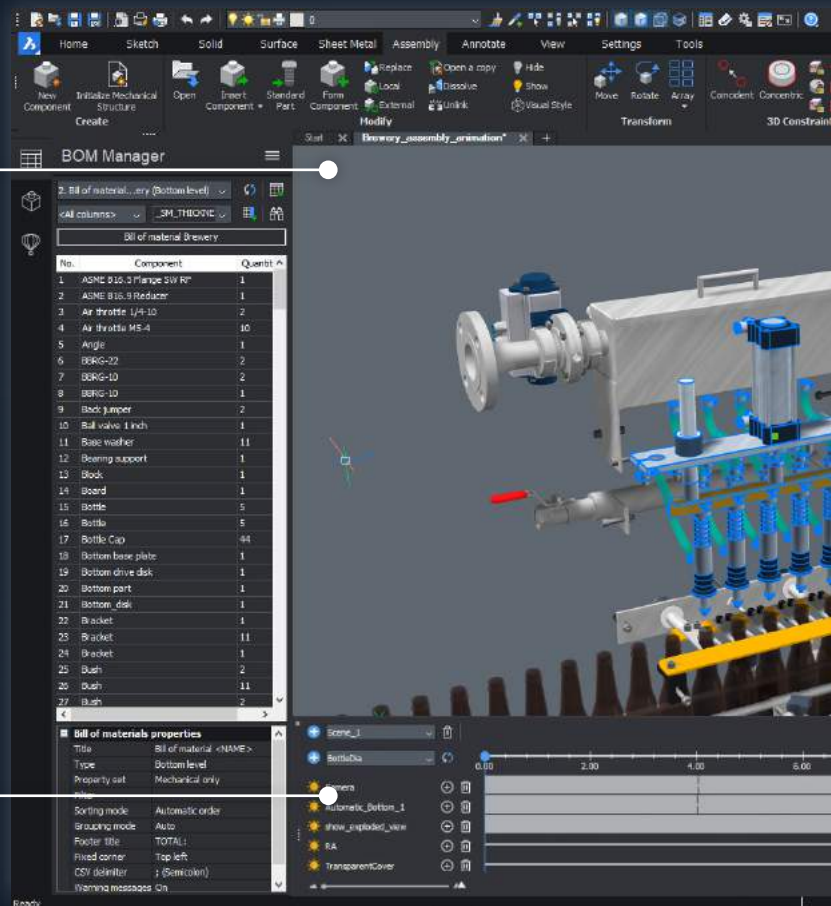
Part & assembly design

Create or edit complex hierarchies of parts and subassemblies using the full power of Direct Modeling.

Create parametric parts and components

Parametrize turns 3D solids into smart parametrically-driven components in seconds. You can build constraint systems and change parameters in the BricsCAD Properties Panel.

Create complex 3D animations based on different parameters, with the Animation Editor panel.



3D Constraints

The powerful 3D constraint engine in BricsCAD Mechanical helps you create parametric components, including table-driven parts and assemblies.



Automated Drawing Generation

Experience a familiar workflow for the creation of drawing layouts. Change a single part or the entire assembly, and all 2D drawing views are automatically updated.



Parametric standard parts

BricsCAD contains a library of more than 1,000 parametric mechanical parts grouped into four categories: Fasteners, Machine Parts, Structural Shapes and Piping. ANSI, ASME, DIN, ISO and JIS standard are supported.



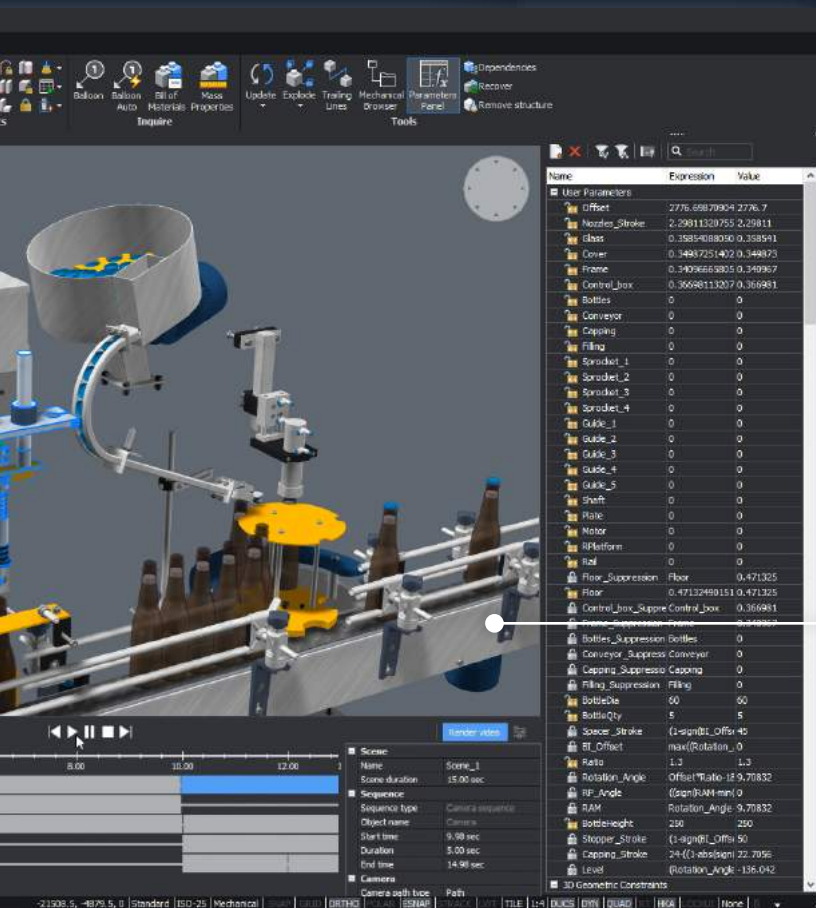
Automated Exploded views with trailing lines

BricsCAD Mechanical can create multi-axis exploded views, automatically disassembling complex assemblies and adding trailing lines, in just one click.



"If you're an engineer who is used to working in 2D, it is much easier to start working in 3D with BricsCAD than with any other tool, because you can just follow the same intuitive pattern."

Hristo Guentchev,
Managing Director at Prototyp



Bills of materials generation

The BOM panel lets you manage multiple Bills of Materials, as tables in your drawings. You can format columns, set up equations, sort entries, and more.

Sheet metal design

BricsCAD Mechanical lets you import or create sheet metal parts using lofted solids. You can unfold and re-work BricsCAD sheet metal components freely and make deep edits to ensure manufacturability – without the fear of model failures.



Communicator for BricsCAD

Communicator for BricsCAD is an extra-cost module that works with BricsCAD Pro, Platinum, BIM and Mechanical

Communicator for BricsCAD seamlessly imports geometry and PMI data from major CAD programs, and exports industry-standard 3D file formats.

Import & export files from:

- ACIS
- Parasolid
- CATIA™
- Creo
- IGES/ STEP
- Siemens NX
- SOLIDWORKS®
- Autodesk® Inventor
- and more



BricsCAD® Maintenance

An optional yearly fee that keeps your perpetual product licenses up to date with all BricsCAD product releases, and more. It is the least expensive way to stay current with the newest product features and workflows.



Enjoy the absolute lowest cost of ownership and all the latest features



Get product updates and major BricsCAD releases

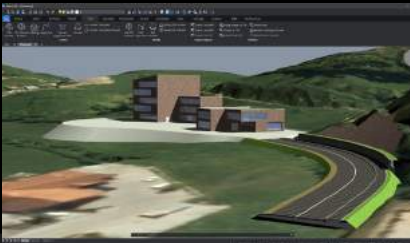


Fast priority Product Support when you need it



Access to BricsCAD Cloud

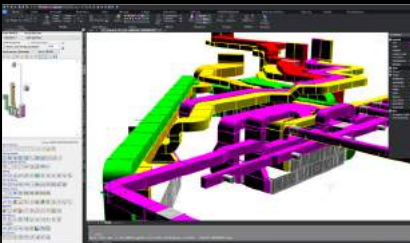
Solutions



BricsCAD® for Civil

Civil infrastructure design

Quickly create and modify TIN surfaces, gradings, and alignments for site design.



BricsCAD® for MEP

Building Mechanical, Electrical and Plumbing Engineering

BricsCAD supports an end-to-end workflow, from schematics through analysis, to BIM



BricsCAD® for Visualization

Real-time rendering and model visualization

Explore your models at any phase in the workflow with BricsCAD and the industry leaders in rendering software



BricsCAD® for Point Clouds

A unique Point Cloud workflow

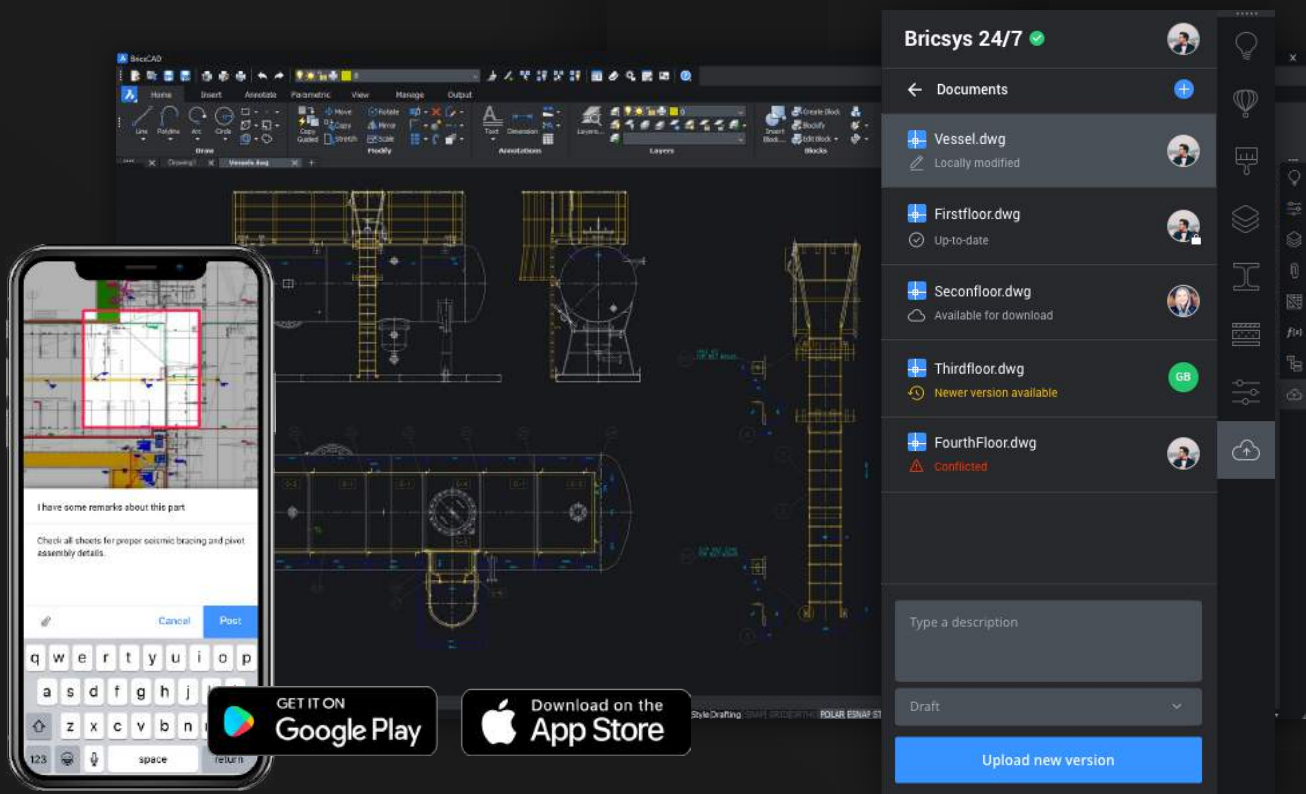
Rapidly import scan data, visualize as-builts, and guide 3D model creation

Cloud collaboration from within BricsCAD®

A Part of  BricsCAD Maintenance

Bring the team together, wherever they work. BricsCAD has a built-in communications panel that gives instant access to the BricsCAD® Cloud. It helps ensure that the right person has the right file at the right time, with automatic file versioning and over-write protection.

- See what the team is working on
- Avoid file conflicts with check-in / check-out
- Always work on the latest version



Bricsys 24/7 Mobile App

Upload and view any file when you're at the office, in the field or on the road. Your up-to-date projects are right in your pocket with the Bricsys 24/7 Mobile App.

Online CAD viewer

Online viewing of models and drawings, with support for over 70+ document formats, including .dwg. Open big CAD files in seconds, directly in your browser.

- View 70+ file formats directly, without installing any software
- Link comments to specific areas in your CAD files

Role-based permissions

Upload any file, and share your documents, models and projects. Invite users, and control their access rights, using BricsCAD Cloud's role-based permissions.

Which BricsCAD® is right for you?

Understanding the BricsCAD Editions

	BricsCAD Lite	BricsCAD Pro	BricsCAD Mechanical	BricsCAD BIM	BricsCAD Ultimate
Familiar CAD Tools	✓	✓	✓	✓	✓
Re-use your AutoCAD Customizations	✓	✓	✓	✓	✓
100% Real DWG	✓	✓	✓	✓	✓
Powerful, Compatible Lisp API	✓	✓	✓	✓	✓
2D Constraint Manager	✓	✓	✓	✓	✓
3D Direct Modeling		✓	✓	✓	✓
Rendering, Lights & Materials		✓	✓	✓	✓
3rd Party Application API		✓	✓	✓	✓
3D Constraint Manager		✓	✓	✓	✓
3D Automatic Parametrization		✓	✓	✓	✓
Deformable Modeling Engine		✓	✓	✓	✓
TIN Surfaces, Gradings & Alignments		✓	✓	✓	✓
BricsCAD Mechanical Features			✓		✓
Parametric Assembly Modeling			✓		✓
Automatic Bills of Materials Generation			✓		✓
Automatic Exploded View Creation			✓		✓
Robust Sheet Metal Design Workflow			✓		✓
Kinematics and Motion Analysis			✓		✓
The BricsCAD BIM Workflow				✓	✓
BIM-Ready Concept Modeler				✓	✓
QUICKDRAW and AUTOMATCH Tools				✓	✓
Automatic BIM Element Classification				✓	✓
A.I.-based PROPAGATE Workflow				✓	✓
Associative Construction Documentation				✓	✓



Bricsys builds BricsCAD for people who build things. For the last two decades, our singular focus has been making cost-effective, mission-critical CAD, BIM and CDE products. Now a part of the global technology giant Hexagon AB, we are reinforcing our commitment to help our customers achieve more, in less time, for less money.

Learn more at www.bricsys.com

Bricsys HQ - Bellevue 5/201, 9050, GENT Belgium