

Gyproc GypFine - Multi Skim

Technical Datasheet

Gyproc GypFine – Multi Skim Product Datasheet



Description

Gyproc GypFine - Multi Skim is a high quality, formulated, gypsum based, white finish plaster, for skimming pre-levelled cementitious or gypsum based substrates.

Applications

Gyproc GypFine - Multi Skim is designed for the finishing and preparation of surfaces such as gypsum plaster, sand and cement render, precast and fair faced concrete walls and ceilings. Gyproc GypFine - Multi Skim, is designed for internal use only. It is intended to

provide a smooth surface to pre-levelled cementitious or gypsum based substrates as a base for final decoration and wall finishes. Gyproc GypFine - Multi Skim can be directly applied without the prior need for bonding or priming agents except when used in wet areas.

Note: All surfaces should be levelled prior to application of Gyproc GypFine - Multi Skim.

Guidance for Use

General

It is important to observe appropriate health and safety requirements when working on site i.e., the use of protective clothing and equipment. The following notes are intended for general guidance only.

Background preparations

Surfaces should be dry, free of dust, contaminants, protected from the weather and suitable for the chosen specification. Gypsum based undercoats and retarded, ready-mixed cement-based mortars should be left reasonably flat and should be thoroughly dry, so as to reduce the effects of any delayed shrinkage prior to the application of Gyproc GypFine - Multi Skim. All tools and mixing equipment should be clean before work commences.

Mixing

Gyproc GypFine - Multi Skim should be added to clean water at a ratio of approximately 10kg of powder to 7litres of water. After adding powder to the water, it is recommended to allow 2-3 minutes before mixing, using either a hand mixer or a machine mixer of 200rpm. Mix and test the consistency before use. Do not over mix.

Gyproc GypFine - Multi Skim is a formulated gypsum powder. DO NOT mix with any other materials such as sand, cement, limestone, retardants or accelerators.

Mix life

Gyproc GypFine - Multi Skim, mixed with water, has an approximate working time of 100 mins, depending on site conditions. Do not mix more than can be used as per the product recommendations.

Wet areas

Wet areas are environments where there is a higher than normal humidity. Wet areas such as bathrooms and shower rooms, should have the levelled ceiling and wall surfaces pre-treated, using a PVA bonding agent, which must be applied before the application of Gyproc GypFine - Multi Skim.



Gyproc GypFine – Multi Skim Product Datasheet

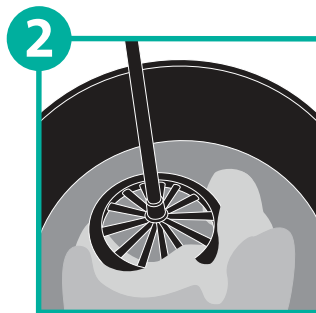


Application Methodology

Good site practice should be followed as in BS EN 13914 code of practice for internal plastering



1 Add Gyproc GypFine - Multi Skim to clean water in the ratio of approximately 10kg of powder to 7litres of water. After adding powder to water, wait 2-3 minutes before mixing.



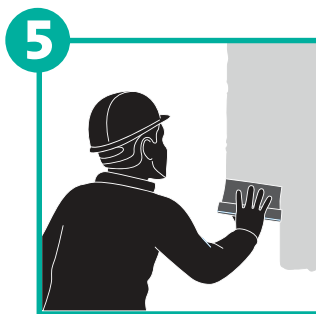
2 Proceed with mixing, using a hand mixer or machine mixer of 200rpm to make a uniform paste. Continue the mixing to form a homogeneous mix. Gyproc GypFine - Multi Skim has an approximate working time of 100 mins, depending on site conditions. Do not mix more than can be used as per the product recommendations.



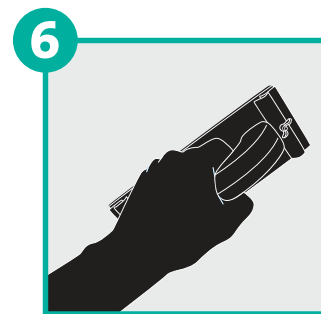
3 After complete mixing of Gyproc GypFine - Multi Skim, start applying first coat onto levelled wall or ceiling, in uniform thickness of between 0.5mm to 2mm in any one direction (horizontal or vertical) by using a clean putty knife, trowel or any finishing tool.



4 After applying first coat wait approximately 2 - 3 hours or until completely set depending on site conditions, before recoating.



5 Apply 2nd coat in opposite direction to first coat (horizontal or vertical) in uniform thickness of between 0.5mm to 2mm. As plaster progressively sets, trowel to a smooth finish removing scratches and unwanted material by putty knife or finishing tools.



6 Prior to application of primer, allow to dry completely. Gently level the minor undulations on the wall with fine sand paper, of 180 - 200 grit to attain a smooth finish.

Note: Gyproc GypFine - Multi Skim is suitable for pre-levelled cementitious or gypsum based substrates.

Decoration

Gypsum based plasterwork must always be thoroughly dry before decorating. It is recommended that a suitable primer be applied to wall and ceiling surfaces, before applying paint or final decorative coats. Plaster surfaces can be painted with most proprietary paint finishes and provides an excellent base for wallpaper, accepting the majority of wall covering adhesives. The manufacturers' recommendations in respect of applied decorative treatments should always be followed.

Tiling

Tiles up to 20kg/m² can be applied directly to Gyproc GypFine - Multi Skim, except where the system includes a bonding agent. As the total weight of tiles and plaster applied over a bonding agent is limited to 20kg/m², consideration should be given to tiling directly to the background. If plastering to provide a background for tiles, avoid polishing the surface. Polished plaster surfaces should be roughened and a suitable primer used.

Gyproc GypFine – Multi Skim Product Datasheet



Standards

Product classification

EN 13279-1 type B1/20/2
ASTM C587-04

Gyproc GypFine - Multi Skim complies with EN 13279-1 B1/20/2 and is manufactured under a quality system independently audited and certified as conforming to ISO 9001:2000. This European Standard specifies the characteristics and performance of powder products based on gypsum binder for building purposes. This includes premixed gypsum building plasters for plastering of walls and ceilings inside buildings where they are

applied as a finishing material which can be decorated. These products are specially formulated to meet their application requirements by the use of additives/admixtures, aggregates and other binders. Gypsum and gypsum based building plasters for manual and mechanical applications are included.

Gyproc GypFine - Multi Skim complies with ASTM C587 – 04 which covers calcined gypsum mixed with other ingredients to control working quality and setting time; specifically designed as a veneer plaster to be applied over gypsum base for veneer plasters, masonry or concrete surfaces to a maximum thickness of 6.4mm providing a surface ready for decoration.

Performance

Property	Test	Units / Result	Classification
Reaction to Fire	EN 13501-1	NA	A1

Note: Gypsum binders and gypsum plasters are classified in class A1 (no contribution to fire) without testing when they contain 1% by weight or volume (whichever is greater) of organic material.

Fire Resistance

Gypsum plasters provide good fire protection due to the unique behavior of gypsum in fire. When gypsum protected building elements are exposed to fire, dehydration by heat (calcination) occurs at the exposed surface and proceeds gradually through the gypsum layer. Calcined gypsum on the exposed face adheres tenaciously to uncalcined material, retarding further calcination which slows as the thickness of calcined material increases. While this continues, materials adjacent to the unexposed side will not exceed 100°C – below the temperature at which most materials will ignite and far below the critical temperatures for structural components. Once the gypsum layer is fully calcined, the residue acts as an insulating layer while it remains intact.

Effect of Temperature, Storage and Shelf Life

Effect of temperature

Gyproc GypFine - Multi Skim should be applied and allowed to set at temperatures above +5°C. High temperatures above 40°C may cause finishing plaster to dry prematurely. In the case of extreme temperatures, pre-wetting of the surface using sponge or brush, may be required in order to assist in maintaining constant setting times. Gyproc GypFine - Multi Skim should not be exposed to temperatures exceeding 49°C for prolonged periods.

Effect of humidity

Packaged product must be kept away from humidity. If exposed to humidity, flocculation (lumps) may occur.

Thermal resistance

It should be assumed that GypFine - Multi Skim makes a negligible contribution to thermal resistance of building elements.

Coverage

Coverage Per bag (m ²)	Working time (Minutes)	Water requirement (Litres)	Mix Ratio Kg/L	Bag Weight (Kg)	Pallet Quantity (Kg)
27.7m ² @1mm Thickness	100mins	17.5 per bag	10kg/7L	25	1200 (48 bags)

Compatibility

Tools, mixing receptacles and water used in the mixing process must be clean. Contamination from previous mixes can shorten the setting time, reduce the working time, strength and quality of the hardened plaster.

Storage and shelf life

Gyproc GypFine - Multi Skim should be stored off the floor surface in dry and covered conditions away from direct sunlight. Do not stack more than 2 pallets high.

After partial use of plasters, ensure bag is sealed tightly to allow future use.

Gyproc GypFine - Multi Skim, stored correctly has a shelf life of approximately 6 months from the date of manufacture. The gross weight of bags should be assumed to be 25kg for manual handling purposes.

Gyproc GypFine – Multi Skim Product Datasheet



Health and Safety

1. Identification of the substances / preparation and company

Gyproc GypFine - Multi

Substance / Preparation	Gypsum based plaster Gyproc Skimming Plaster
Supplier	Saint-Gobain Emirates Industries LLC ICAD, Mussafah, Abu Dhabi, United Arab Emirates, P.O. Box 38983 800 GYPROC (497762)
Free Phone	

2. Composition / Information of ingredients.

General composition: Calcium sulphate hemihydrate+calcium carbonate+retarder+lime+methyl-hydroxyethyl-cellulose.

Neither plaster nor gypsum resulting from plaster hydration, are classified hazardous under CHIP 2 Regulations 1994.

Gypsum based plasters are principally calcium sulphate hemihydrates and natural constituents which may include clay, limestone and minor amounts of quartz.

3. Hazards Identification

This product is NOT classified as a hazardous chemical under CHIP regulations.

Dust from sanding may irritate the respiratory system, skin and eyes.

4. First aid measures

Inhalation:	Remove person to fresh air.
Skin Contact:	Wash skin thoroughly with water and soap.
Eye Contact:	Wash eyes with clean water for 10 mins, and seek medical advice if irritation persists.
Ingestion:	Wash mouth out and drink plenty of water.

Please note: Should any symptoms persist obtain medical assistance.

5. Fire fighting measures

Gypsum Plasters are non-combustible and inhibit the spread of flame. Paper packaging is combustible and can be extinguished with water.

All fire extinguishers are suitable media, observing normal fire fighting procedures.

6. Accidental release measures

Control and suppress dust formation, vacuum or sweep up and shovel into bags. Prevent plaster contaminating drains and watercourses as a powder or a slurry. Refer to section 8 - Exposure/Protection and section 13- Disposal Considerations.

7. Handling and storage

Minimise and control dust when opening bags or mixing products. Avoid prolonged or repeated contact with plasters on the skin or eyes. Wear protective clothing when mixing or working with powder or wet plasters. If handling manually use the correct Manual Handling Techniques. Store in dry conditions on firm level ground and to preserve stability, do not stack more than 2 pallets high.

8. Exposure control / personal protection

Personal protection:

Respiration:	Use in a well ventilated area. Where practicable use engineering methods to control dust levels. If the exposure standards could be exceeded, use a disposable face mask complying with EN 149 FFP2.
Skin:	Wear appropriate clothing to protect against repeated or prolonged skin contact.
Eyes:	If there is a risk of material entering the eye, wear eye protection to BS EN 166.

9. Physical and Chemical Properties

Appearance:	White powder
Odour:	None
Gypsum chemical formula:	CaSO ₄ ·2H ₂ O

10. Stability and reactivity

Stable and un-reactive.

No special physical conditions need to be avoided or restrictions regarding incompatible material.

11. Toxicological information

Inhalation:	Dust may irritate respiratory system, no known long-term effects.
Skin Contact:	Prolonged contact with powder or wet mix may dry skin, leading to irritation.
Eye Contact:	Powder or wet mix splashes may irritate by particulate in the short term.
Ingestion:	Ingestion is unlikely to cause any significant reaction or long-term effect, but should be avoided.

12. Ecological Information

Mobility:	Very sparingly soluble in water, forms a solution and solidifies. Stable product with no known environmental effects.
-----------	--

13. Disposal consideration

Dispose at an authorized landfill site in accordance to regulations of the department of environment.

14. Transport information

Not classified as hazardous for transport.

15. Regulatory Information

Not classified as hazardous chemical [under CHIP regulations].

16. Other Information

Construction material used for thin coat plaster.

Note to user:

This Product Data Sheet does not constitute a workplace risk assessment for COSHH.

There are a number of situations where the approach to manual handling of Gyproc products should be considered. For further guidance, please refer to the Manual Handling Section of the Middle East WHITE BOOK, or contact GYPROC technical department.

www.gyproc.ae

Saint-Gobain Gyproc Middle East FZE

P.O. Box. 261107

Dubai, U.A.E.

Tel: +971 (4) 4502300

Fax: +971 (4) 4468701

Saint-Gobain Gyproc Emirates Industries L.L.C


P.O. Box 38983

ICAD 1, Mussafah

Abu Dhabi, UAE



Gyproc reserves the right to revise product specifications without notice. The information in this document was correct to the best of our knowledge at the time of publication. It is the user's responsibility to ensure that it remains current prior to use. The information in this document is for guidance only and should not be read in isolation. Users should read and familiarize themselves with all the information contained in this document and ensure that they are fully conversant with the products and systems being used, before subsequent specification or installation.



Date of previous version: First Edition
Literature Code: 0078 - DS - 018

