



PRODUCT SELECTOR

Knauf AMF: Complete system solutions from the experts in suspended ceilings – all from a single source.

Strong brands are recognized for the value that they bring to customers and the promise of consistent quality and service associated with that.


The international acoustic ceiling manufacturer Knauf AMF with its recognised strong product brands has all of these attributes and has always remained true to themselves, particularly in recent years of rapid transformation – maintaining focus on the modular ceiling and the clear demand for “best practice” in innovation, creativity, design, function and quality. The next phase of the company’s development takes place with a further step to becoming a complete product and system solutions provider with the product brands **AMF THERMATEX®**, **HERADESIGN®**, **AMF TOPIQ®**, **AMF MONDENA®**, **AMF TACET®** and **AMF VENTATEC®**.

AMF VENTATEC®

Grid and substructure

AMF MONDENA®

Metal ceilings



CONTENTS



Overview	02 - 03
Branding	04 - 05
Environment	06 - 07
<hr/>	
THERMATEX®	8 - 21
TOPIQ®	24 - 25
HERADESIGN®	26 - 29
MONDENA®	30 - 35
VENTATEC®	36 - 37
THERMATEX® Medical Range	38 - 39
<hr/>	
Systems	40 - 43
<hr/>	
References	44 - 47

AMF THERMATEX®

Mineral fibre

AMF TACET®

Seamless ceiling

AMF TOPIQ®

Soft board

HERADESIGN®

Wood wool acoustics

Knauf AMF Complete system solutions from the experts in suspended ceilings – all from a single source

AMF THERMATEX®

„functional and innovative“

The mineral fibre tiles, produced using a wet-felt process, are considered to be international benchmark for quality standards and functional product properties.



- acoustics & fire protection
- homogenous appearance
- elegant texture**
- creative accents
- appealing aesthetic
- functionality**
- hygiene & clean room
- simplicity & elegance**
- fleece-coated or textured

Heradesign®

„creative and diverselyunconventional“

This is what sustainable acoustics look like. The high quality wood wool acoustic solutions open up an almost infinite variety of designs and make an essential contribution to creating ecological, liveable rooms.




- high quality acoustic solution made with wood wool
- design** timeless & modern nature
- unlimited design possibilities
- high durability
- open and even surface structure
- sustainable & functional**
- creative forms and colours

AMF TOPIQ®

„premium efficiency“

Fleece laminated mineral wool tiles, colour coated on both faces and all edges, are the basis for our soft fibre board AMF TOPIQ®.



- excellent sound absorption**
- light & easy to handle
- fleece laminated mineral wool tile
- very good humidity resistance
- functionality & acoustic**
- flexible and dimensionally stable
- easy to clean**
- low weight reversible

AMF MONDENA®

„durable and timelessly elegant“

With the introduction of the new product brand AMF MONDENA®, the metal ceiling offering from Knauf AMF are receiving recognition and significant expertise.



excellent acoustic performance
durable & timeless
 specialised individual solutions
simple installation
 washable and easy to clean
high aesthetic
 individual design possibilities
 very good humidity resistance
simple installation

AMF VENTATEC®

„qualitative and flexible“

High material quality and precise technical detailing characterise the standard of the profiles. The high performance product design guarantees the stability, safety and flexibility of the construction.



precise material and production quality
 construction flexibility
made in Germany
 top quality
 easy to handle
modular system

AMF TACET®

„The jointless acoustic system“

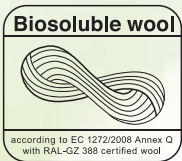
“TACET” is Latin and means “it is silent”. With AMF TACET® from Knauf AMF, a serene space can be engineered using a jointless, homogenous suspended ceiling finish.



The jointless acoustic system from Knauf AMF combines
optimum acoustic performance
 with **aesthetic** surface elegance:
 Achievable solutions in the form of smooth,
jointless, homogeneous surfaces.

RESPONSIBLE FOR PEOPLE AND NATURE

Use of **natural and environmentally friendly raw materials** such as clay, perlite, starch, water, wood, magnesite



Bio-soluble and harmless to health

Mineral wool for mineral (AMF THERMATEX®) and soft mineral (AMF TOPIQ®) tiles

Knauf AMF only uses mineral wool according to EU directive 1272/2008 Annex Q and RAL-GZ 388 certification



The mark of responsible forestry
FSC® C120661

Regenerative – **wood from exemplary, sustainable forestry** for wood wool acoustic tiles

Initiatives to implement **Zero waste-**
Production processes = closed **by-product cycles**

Sustainability

Recycling of fibre material as **valuable materials**,
i.e. as **raw materials** for mineral tiles



Institut Bauen
und Umwelt e.V.

Binder recovery from wood wool acoustic tiles

Durable functionality
within the buildings service life





Controlled production and standardised quality processes
to ensure product properties

FPC- Factory Production Controls

Responsible use
of resources
and energy



Compliance with European
Construction Products Directive -
Declaration of Performance

Certified according to ISO
quality management systems

ISO 9001 – Quality

ISO 14001 – Environment

ISO 50001 – Energy

OHSAS 18001 – Occupational safety



Targeted improvement of room acoustics



AMF THERMATEX®
HERADESIGN®



Voluntary third party monitoring systems

Biologically
harmless for
construction



System solutions for Fire protection and Hygiene



Low emission and non-toxic =
positive interior climate



Positive contribution (credits) to building assessment schemes



THERMATEX® Alpha

Sound absorption values

$\alpha_w = 0.95$ as per EN ISO 11654
NRC = 0.90 as per ASTM C 423

Sound attenuation

$D_{n,f,w} = 28$ dB as per EN ISO 10848
 (19 mm thickness, as per test certificate)

Sound attenuation

$R_w = 14$ dB as per EN ISO 10140-2:2010

Edge details

SK, VT-S 15/24, VT-S 15F

Building material class

A2-s1, d0 as per EN 13501-1

Light reflectance

up to 88%

Thermal conductivity

$\lambda = 0.040$ W/mK as per EN 12667

Humidity resistance

up to 95% RH

Clean room

Class 4 as per ISO 14644-1

Dimensions

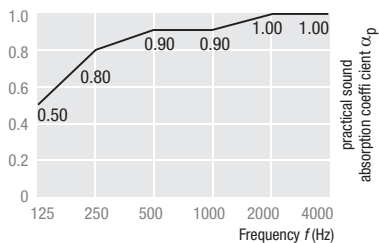
For sizes as well as supply categories please consult www.knaufamf.com

Thickness / Weight

19 mm / approx. 3.3 kg/m²

Colours

white similar to RAL 9010



Systems

C Exposed system, demountable ceiling

THERMATEX® Alpha ONE

Sound absorption values

$\alpha_w = 1.00$ as per EN ISO 11654
NRC = 1.00 as per ASTM C 423

Sound attenuation

$D_{n,f,w} = 29$ dB as per EN ISO 10848
 (24 mm thickness, as per test certificate)

Sound attenuation

$R_w = 17$ dB as per EN ISO 10140-2:2010

Edge details

SK, VT-S 15/24, VT-S 15F

Building material class

A2-s1, d0 as per EN 13501-1

Fire

REI30 - REI90 per EN 13501 part 2
 (see test report for full details)

Light reflectance

up to 88%

Thermal conductivity

$\lambda = 0.040$ W/mK as per EN 12667

Humidity resistance

up to 95% RH

Clean room

Class 4 as per ISO 14644-1

Dimensions

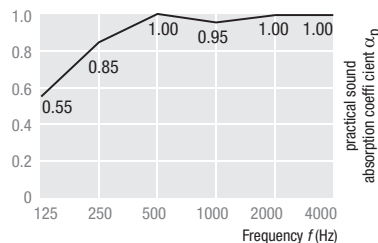
For sizes as well as supply categories please consult www.knaufamf.com

Thickness / Weight

24 mm / approx. 4.0 kg/m²

Colours

white similar to RAL 9010



Systems

C Exposed system, demountable ceiling

THERMATEX® Alpha HD 19 mm

Sound absorption values

$\alpha_w = 0.90$ as per EN ISO 11654
NRC = 0.85 as per ASTM C 423

Sound attenuation

$D_{n,f,w} = 34$ dB as per EN ISO 10848
 (19 mm thickness, as per test certificate)

Sound attenuation

$R_w = 17$ dB as per EN ISO 10140-2:2010

Edge details

VT 15/24, AW/GN, AW/SK, GN/SK

Building material class

A2-s1, d0 as per EN 13501-1

Light reflectance

up to 88%

Thermal conductivity

$\lambda = 0.052$ - 0.057 W/mK as per DIN 52612

Humidity resistance

up to 95% RH

Dimensions

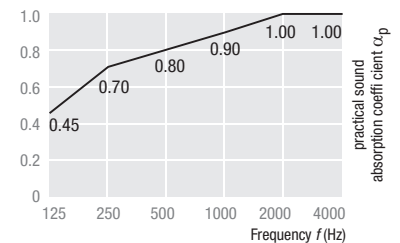
For sizes as well as supply categories please consult www.knaufamf.com

Thickness / Weight

19 mm / approx. 5.2 kg/m²


Colours

white similar to RAL 9010



Systems

- A** Concealed system, panels demountable AW/GN non-accessible GN/GN
- C** Exposed system, demountable ceiling
- F** Free span system with exposed or concealed suspension
- I** Bandraster system, concealed cross sections



THERMATEX® Alpha HD 30 mm

Sound absorption values

$\alpha_w = 0.90$ as per EN ISO 11654
NRC = 0.90 as per ASTM C 423

Sound attenuation

$D_{n,f,w} = 40$ dB as per EN ISO 10848
 (30 mm thickness, as per test certificate)

Edge details

VT-S 15/24, VT-S 15F, AW/SK

Building material class

A2-s1, d0 as per EN 13501-1

Light reflectance

up to 88%

Thermal conductivity

$\lambda = 0.052\text{-}0.057$ W/mK as per DIN 52612

Humidity resistance

up to 95% RH

Dimensions

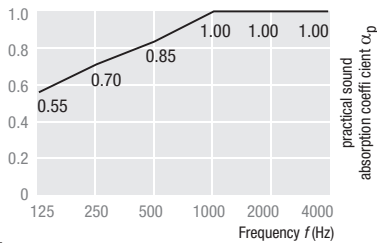
For sizes as well as supply categories please consult www.knaufamf.com

Thickness / Weight

30 mm / approx. 8.2 kg/m²

Colours

white similar to RAL 9010



Systems

- Exposed system, demountable ceiling
- Free span system with exposed or concealed suspension
- Bandraaster system, concealed cross sections

THERMATEX® Alpha HD 35 mm

Sound absorption values

$\alpha_w = 0.90$ as per EN ISO 11654
NRC = 0.85 as per ASTM C 423

Sound attenuation

$D_{n,f,w} = 42$ dB as per EN ISO 10848
 (35 mm thickness, as per test certificate)

Sound attenuation

$R_w = 25$ dB as per EN ISO 10140-2:2010

Edge details

VT-S 15/24, VT-S 15F, AW/SK

Building material class

A2-s1, d0 as per EN 13501-1

Light reflectance

up to 88%

Thermal conductivity

$\lambda = 0.052\text{-}0.057$ W/mK as per DIN 52612

Humidity resistance

up to 95% RH

Dimensions

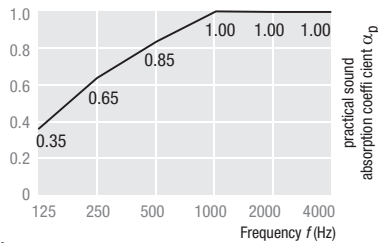
For sizes as well as supply categories please consult www.knaufamf.com

Thickness / Weight

35 mm / approx. 9.5 kg/m²

Colours

white similar to RAL 9010



Systems

- Exposed system, demountable ceiling
- Free span system with exposed or concealed suspension
- Bandraaster system, concealed cross sections

THERMATEX® Alpha colour

Sound absorption values

$\alpha_w = 0.90$ as per EN ISO 11654
NRC = 0.95 as per ASTM C 423

Sound attenuation

$D_{n,f,w} = 28$ dB as per EN ISO 10848
 (19 mm thickness, as per test certificate)

Edge details

SK

Building material class

A2-s1, d0 as per EN 13501-1

Fire

REI30 - REI90 as per DIN 4102 parte 2
 (see test report for full details)

Thermal conductivity

$\lambda = 0.040$ W/mK as per EN 12667

Humidity resistance

up to 95% RH

Dimensions

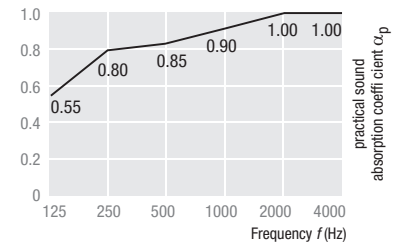
For sizes as well as supply categories please consult www.knaufamf.com

Thickness / Weight

19 mm / approx. 3.3 kg/m²

Colours

colour



Systems

- Exposed system, demountable ceiling



THERMATEX® Acoustic

Sound absorption values

$\alpha_w = 0.65(H)$ as per EN ISO 11654
NRC = 0.70 as per ASTM C 423

Sound attenuation

$D_{n,f,w} = 38$ dB as per EN ISO 10848
 (19 mm thickness, as per test certificate)

Sound attenuation

$R_w = 22$ dB as per EN ISO 10140-2:2010

Edge details

SK, VT 15/24, VT-S 15, VT-S 15F, AW/GN, AW/SK, GN/SK

Building material class

A2-s1, d0 as per EN 13501-1

Fire

REI30 - REI120 per EN 13501 part 2
 (see test report for full details)

Light reflectance

up to 88%

Thermal conductivity

$\lambda = 0.052-0.057$ W/mK as per DIN 52612

Humidity resistance

up to 95% RH

Clean room

Class 3 as per ISO 14644-1

Dimensions

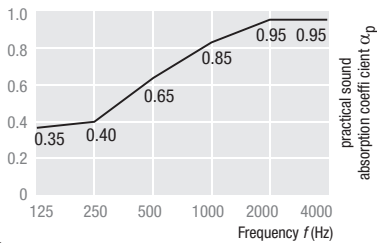
For sizes as well as supply categories please
 consult www.knaufamf.com

Thickness / Weight

19 mm / approx. 4.6 kg/m²

Colours

white similar to RAL 9010



Systems

- A** Concealed system, panels demountable AW/GN non-accessible GN/GN
- C** Exposed system, demountable ceiling
- F** Free span system with exposed or concealed suspension
- I** Bandrastrer system, concealed cross sections

THERMATEX® dB Acoustic (24 mm)

Sound absorption values

$\alpha_w = 0.65(H)$ as per EN ISO 11654
NRC = 0.70 as per ASTM C 423

Sound attenuation

$D_{n,f,w} = 41$ dB as per EN ISO 10848
 (24 mm thickness, as per test certificate)

Sound attenuation

$R_w = 24$ dB as per EN ISO 10140-2:2010

Edge details

SK, VT 15/24, VT-S 15F, AW/GN, AW/SK, GN/SK

Building material class

A2-s1, d0 as per EN 13501-1

Fire

REI30 - REI90 per EN 13501 part 2
 (see test report for full details)

Light reflectance

up to 88%

Thermal conductivity

$\lambda = 0.052-0.057$ W/mK as per DIN 52612

Humidity resistance

up to 95% RH

Dimensions

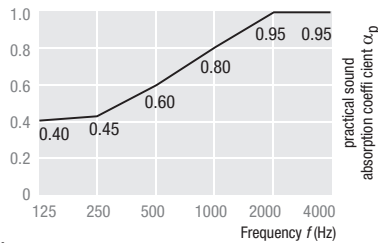
For sizes as well as supply categories please
 consult www.knaufamf.com

Thickness / Weight

24 mm / approx. 8.4 kg/m²

Colours

white similar to RAL 9010



Systems

- A** Concealed system, panels demountable AW/GN non-accessible GN/GN
- C** Exposed system, demountable ceiling
- F** Free span system with exposed or concealed suspension
- I** Bandrastrer system, concealed cross sections

THERMATEX® dB Acoustic (30 mm)

Sound absorption values

$\alpha_w = 0.65(H)$ as per EN ISO 11654
NRC = 0.70 as per ASTM C 423

Sound attenuation

$D_{n,f,w} = 43$ dB as per EN ISO 10848
 (30 mm thickness, as per test certificate)

Sound attenuation

$R_w = 25$ dB as per EN ISO 10140-2:2010

Edge details

SK, VT 15/24, VT-S 15F, AW/SK on request

Building material class

A2-s1, d0 as per EN 13501-1

Light reflectance

up to 88%

Thermal conductivity

$\lambda = 0.052-0.057$ W/mK as per DIN 52612

Humidity resistance

up to 95% RH

Dimensions

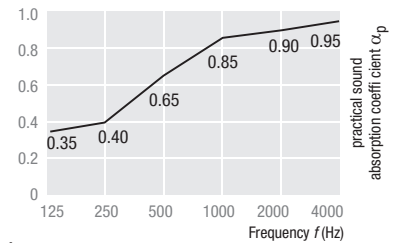
For sizes as well as supply categories please
 consult www.knaufamf.com

Thickness / Weight

30 mm / approx. 10.5 kg/m²

Colours

white similar to RAL 9010



Systems

- C** Exposed system, demountable ceiling
- F** Free span system with exposed or concealed suspension
- I** Bandrastrer system, concealed cross sections



THERMATEX® Thermofon

Sound absorption values

$\alpha_w = 0.85(H)$ as per EN ISO 11654

$NRC = 0.85$ as per ASTM C 423

Sound attenuation

$D_{n,f,w} = 28$ dB as per EN ISO 10848

(15 mm thickness, as per test certificate)

Sound attenuation

$R_w = 13$ dB as per EN ISO 10140-2:2010

Edge details

SK, VT-S 15/24

Building material class

A2-s1, d0 as per EN 13501-1

Light reflectance

up to 88%

Thermal conductivity

$\lambda = 0.038$ W/mK as per EN 12667

Humidity resistance

up to 95% RH

Clean room

Class 4 as per ISO 14644-1

Dimensions

For sizes as well as supply categories please

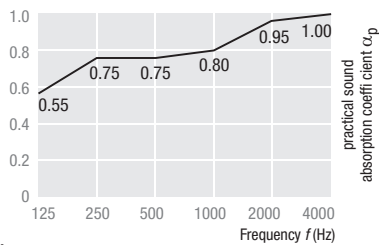
consult www.knaufamf.com

Thickness / Weight

15 mm / approx. 2.6 kg/m²

Colours

white similar to RAL 9010



Systems

Exposed system, demountable ceiling



THERMATEX® Plain

Sound absorption values

$\alpha_w = 0.10$ (L) as per EN ISO 11654
NRC = 0.10 as per ASTM C 423

Sound attenuation

$D_{n,f,w} = 34$ dB as per EN ISO 10848
 (15 mm thickness, as per test certificate)

Sound attenuation

$R_w = 21$ dB as per EN ISO 10140-2:2010

Edge details

SK, VT 15/24, AW/GN, GN/GN, SK/SK, VT/SK, AW/SK, GN/SK

Building material class

A2-s1, d0 as per EN 13501-1

Light reflectance

up to 92%

Thermal conductivity

$\lambda = 0.052$ -0.057 W/mK as per DIN 52612

Humidity resistance

up to 95% RH

Clean room

Class 4 as per ISO 14644-1

Dimensions

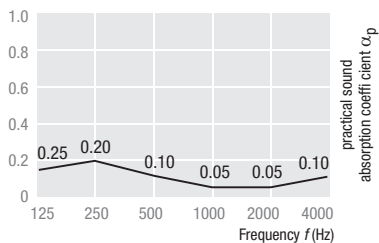
For sizes as well as supply categories please consult www.knaufamf.com

Thickness / Weight

15 mm / approx. 4.0 kg/m², 19 mm / approx. 5.3 kg/m²

Colours

white similar to RAL 9010



Systems

- A** Concealed system, panels demountable AW/GN non-accessible GN/GN
- C** Exposed system, demountable ceiling
- F** Free span system with exposed or concealed suspension
- I** Bandrastrer system, concealed cross sections

THERMATEX® Laguna

Sound absorption values

$\alpha_w = 0.10$ (L) as per EN ISO 11654
NRC = 0.10 as per ASTM C 423

Sound attenuation

$D_{n,f,w} = 34$ dB as per EN ISO 10848
 (15 mm thickness, as per test certificate)

Sound attenuation

$R_w = 21$ dB as per EN ISO 10140-2:2010

Edge details

SK, VT 15, VT 24

Building material class

A2-s1, d0 as per EN 13501-1

Fire

REI30 - REI120 per EN 13501 part 2
 (see test report for full details)

Light reflectance

up to 88%

Thermal conductivity

$\lambda = 0.052$ -0.057 W/mK as per DIN 52612

Humidity resistance

up to 90% RH

Dimensions

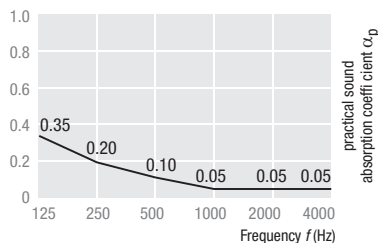
For sizes as well as supply categories please consult www.knaufamf.com

Thickness / Weight

15 mm / approx. 4.0 kg/m²

Colours

white similar to RAL 9010



Systems

- C** Exposed system, demountable ceiling

THERMATEX® Fine Stratos

Sound absorption values

$\alpha_w = 0.20$ as per EN ISO 11654
NRC = 0.15 as per ASTM C 423

Sound attenuation

$D_{n,f,w} = 34$ dB as per EN ISO 10848
 (15 mm thickness, as per test certificate)

Sound attenuation

$R_w = 21$ dB as per EN ISO 10140-2:2010

Edge details

SK, VT 15/24, AW/GN, GN/GN, SK/SK, VT/SK, AW/SK, GN/SK

Building material class

A2-s1, d0 as per EN 13501-1

Fire

REI30 - REI120 per EN 13501 part 2
 (see test report for full details)

Light reflectance

up to 88%

Thermal conductivity

$\lambda = 0.052$ -0.057 W/mK as per DIN 52612

Humidity resistance

up to 95% RH

Dimensions

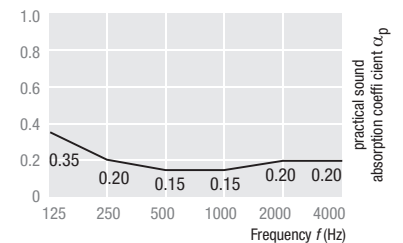
For sizes as well as supply categories please consult www.knaufamf.com

Thickness / Weight

15 mm / approx. 4.0 kg/m², 19 mm / approx. 5.3 kg/m²

Colours

white similar to RAL 9010



Systems

- A** Concealed system, panels demountable AW/GN non-accessible GN/GN
- C** Exposed system, demountable ceiling
- F** Free span system with exposed or concealed suspension
- I** Bandrastrer system, concealed cross sections



THERMATEX® Laguna micro perf.

Sound absorption values

$\alpha_w = 0.60$ as per EN ISO 11654
NRC = 0.60 as per ASTM C 423

Sound attenuation

$D_{n,f,w} = 34$ dB as per EN ISO 10848
 (15 mm thickness, as per test certificate)

Sound attenuation

$R_w = 21$ dB as per EN ISO 10140-2:2010

Edge details

SK, VT 15, VT 24

Building material class

A2-s1, d0 as per EN 13501-1

Fire

REI30 - REI120 per EN 13501 part 2
 (see test report for full details)

Light reflectance

up to 88%

Thermal conductivity

$\lambda = 0.052-0.057$ W/mK as per DIN 52612

Humidity resistance

up to 95% RH

Dimensions

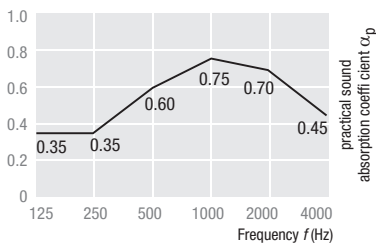
For sizes as well as supply categories please
 consult www.knaufamf.com

Thickness / Weight

15 mm / approx. 4.0 kg/m²

Colours

white similar to RAL 9010



Systems

- C** Exposed system, demountable ceiling

THERMATEX® Fine Stratos micro perf.

Sound absorption values

$\alpha_w = 0.60$ as per EN ISO 11654
NRC = 0.60 as per ASTM C 423

Sound attenuation

$D_{n,f,w} = 34$ dB as per EN ISO 10848
 (15 mm thickness, as per test certificate)

Sound attenuation

$R_w = 21$ dB as per EN ISO 10140-2:2010

Edge details

SK, VT 15/24, AW/GN, GN/GN, SK/SK, VT/SK, AW/SK, GN/SK

Building material class

A2-s1, d0 as per EN 13501-1

Fire

REI30 - REI120 per EN 13501 part 2
 (see test report for full details)

Light reflectance

up to 88%

Thermal conductivity

$\lambda = 0.052-0.057$ W/mK as per DIN 52612

Humidity resistance

up to 95% RH

Dimensions

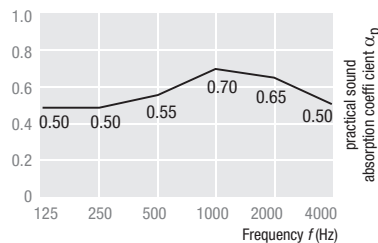
For sizes as well as supply categories please
 consult www.knaufamf.com

Thickness / Weight

15 mm / approx. 4.0 kg/m², 19 mm / approx. 5.3 kg/m²

Colours

white similar to RAL 9010



Systems

- A** Concealed system, panels demountable AW/GN non-accessible GN/GN
- C** Exposed system, demountable ceiling
- F** Free span system with exposed or concealed suspension
- I** Bandraster system, concealed cross sections

THERMATEX® Star

Sound absorption values

$\alpha_w = 0.60$ as per EN ISO 11654
NRC = 0.60 as per ASTM C 423

Sound attenuation

$D_{n,f,w} = 34$ dB as per EN ISO 10848
 (15 mm thickness, as per test certificate)

Sound attenuation

$R_w = 21$ dB as per EN ISO 10140-2:2010

Edge details

SK, VT 15/24, AW/GN, GN/GN, SK/SK, VT/SK, AW/SK, GN/SK

Building material class

A2-s1, d0 as per EN 13501-1

Light reflectance

up to 90%

Thermal conductivity

$\lambda = 0.052-0.057$ W/mK as per DIN 52612

Humidity resistance

up to 95% RH

Dimensions

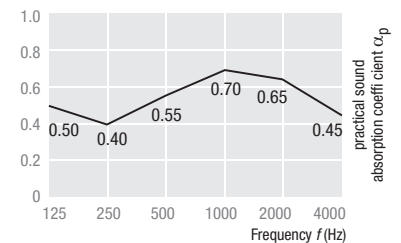
For sizes as well as supply categories please
 consult www.knaufamf.com

Thickness / Weight

15 mm / approx. 4.0 kg/m², 19 mm / approx. 5.3 kg/m²

Colours

white similar to RAL 9010



Systems

- A** Concealed system, panels demountable AW/GN non-accessible GN/GN
- C** Exposed system, demountable ceiling
- F** Free span system with exposed or concealed suspension
- I** Bandraster system, concealed cross sections



THERMATEX® Mercure

Sound absorption values

$\alpha_w = 0.60$ as per EN ISO 11654
NRC = 0.60 as per ASTM C 423

Sound attenuation

$D_{n,f,w} = 34$ dB as per EN ISO 10848
 (15 mm thickness, as per test certificate)

Sound attenuation

$R_w = 21$ dB as per EN ISO 10140-2:2010

Edge details

SK, VT 15/24, AW/GN, GN/GN, SK/SK, VT/SK, AW/SK, GN/SK

Building material class

A2-s1, d0 as per EN 13501-1

Fire

REI30 - REI20 per EN 13501 part 2
 (see test report for full details)

Light reflectance

up to 88%

Thermal conductivity

$\lambda = 0.052-0.057$ W/mK as per DIN 52612

Humidity resistance

up to 95% RH

Dimensions

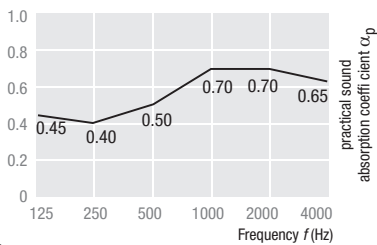
For sizes as well as supply categories please
 consult www.knaufamf.com

Thickness / Weight

15 mm / approx. 4.0 kg/m², 19 mm / approx. 5.3 kg/m²

Colours

white similar to RAL 9010



Systems

- A** Concealed system, panels demountable AW/GN non-accessible GN/GN
- C** Exposed system, demountable ceiling
- F** Free span system with exposed or concealed suspension
- I** Bandraaster system, concealed cross sections

THERMATEX® Fine Fresko

Sound absorption values

$\alpha_w = 0.60$ (H) as per EN ISO 11654
NRC = 0.60 as per ASTM C 423

Sound attenuation

$D_{n,f,w} = 34$ dB as per EN ISO 10848
 (15 mm thickness, as per test certificate)

Edge details

SK, VT 15/24, SK/SK, VT/SK, AW/SK, GN/SK

Building material class

A2-s1, d0 as per EN 13501-1

Light reflectance

up to 87%

Thermal conductivity

$\lambda = 0.052-0.057$ W/mK as per DIN 52612

Humidity resistance

up to 90% RH

Dimensions

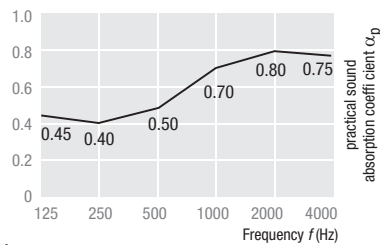
For sizes as well as supply categories please
 consult www.knaufamf.com

Thickness / Weight

15 mm / approx. 4.0 kg/m², 19 mm / approx. 5.3 kg/m²

Colours

white similar to RAL 9010



Systems

- C** Exposed system, demountable ceiling
- F** Free span system with exposed or concealed suspension
- I** Bandraaster system, concealed cross sections





THERMATEX® Symetra Rg 4-10

Sound absorption values

$\alpha_w = 0.70$ as per EN ISO 11654
 $NRC = 0.70$ as per ASTM C 423

Edge details

SK, VT 15/24, VT-S 15F, AW/GN

Building material class

A2-s1, d0 as per EN 13501-1

Fire

REI30 - REI90 per EN 13501 part 2
 (see test report for full details)

Light reflectance

up to 87%

Thermal conductivity

$\lambda = 0.052-0.057$ W/mK as per DIN 52612

Humidity resistance

up to 90% RH

Dimensions

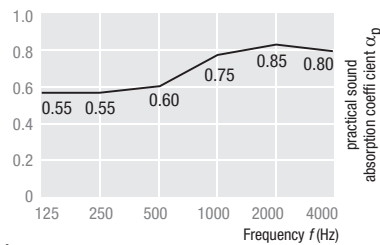
For sizes as well as supply categories please
 consult www.knaufamf.com

Thickness / Weight

19 mm / approx. 5.3 kg/m²

Colours

white similar to RAL 9010



Systems

- A** Concealed system, panels demountable AW/GN non-accessible GN/GN
- C** Exposed system, demountable ceiling



THERMATEX® Kombimetall perf.

Sound absorption values

$\alpha_w = 0.65(H)$ as per EN ISO 11654
 $NRC = 0.70$ as per ASTM C 423

Sound attenuation

$D_{n,f,w} = 42$ dB as per EN ISO 10848
 (planks, as per test certificate)

Edge details

AW/SK, GN/SK

Building material class

A2-s1, d0 as per EN 13501-1

Fire

REI30 - REI120 per EN 13501 part 2
 (see test report for full details)

Thermal conductivity

$\lambda = 0.052 - 0.057$ W/mK as per DIN 52612

Humidity resistance

up to 90% RH (for varying humidity, up to 30°C)

Dimensions

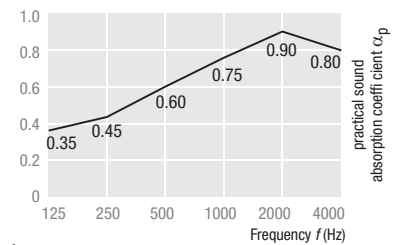
For sizes as well as supply categories please
 consult www.knaufamf.com

Thickness / Weight

21 mm / approx. 9.5 kg/m²

Colours

white similar to RAL 9010



Systems

- F** Free span system with exposed or concealed suspension
- I** Bandrastrer system, concealed cross sections



THERMATEX® SF Acoustic

Sound absorption values

$\alpha_w = 0.65$ (H) as per EN ISO 11654
NRC = 0.70 as per ASTM C 423

Sound attenuation

$D_{n,f,w} = 38$ dB as per EN ISO 10848
 (24 mm thickness, as per test certificate)

Edge details

SF

Building material class

A2-s1, d0 as per EN 13501-1

Fire

REI30 per EN 13501 part 2
 (see test report for full details)

Light reflectance

up to 88%

Thermal conductivity

$\lambda = 0.052$ - 0.057 W/mK as per DIN 52612

Humidity resistance

up to 95% RH

Dimensions

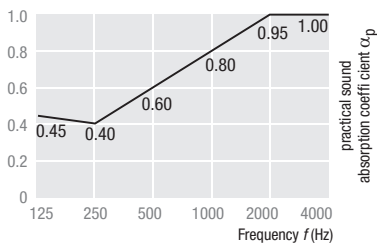
For sizes as well as supply categories please
 consult www.knaufamf.com

Thickness / Weight

24 mm / approx. 8.4 kg/m²

Colours

white similar to RAL 9010



Systems

- Exposed system, demountable ceiling

THERMATEX® Thermaclean S

Sound absorption values

$\alpha_w = 0.10$ (L) as per EN ISO 11654
NRC = 0.15 as per ASTM C 423

Sound attenuation

$D_{n,f,w} = 34$ dB as per EN ISO 10848
 (15 mm thickness, as per test certificate)

Sound attenuation

$R_w = 19$ dB as per EN ISO 10140-2:2010

Edge details

SK

Building material class

A2-s3, d0 as per EN 13501-1

Fire

REI30 - REI120 per EN 13501 part 2
 (see test report for full details)

Light reflectance

up to 81%

Thermal conductivity

$\lambda = 0.052$ - 0.057 W/mK as per DIN 52612

Humidity resistance

up to 95% RH

Hygiene

prevents bacteria and fungi

Clean room

Class 4 as per ISO 14644-1

Dimensions

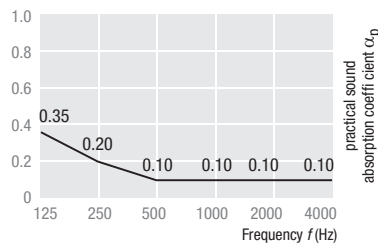
For sizes as well as supply categories please
 consult www.knaufamf.com

Thickness / Weight

15 mm / approx. 4.0 kg/m²

Colours

S-white



Systems

- Exposed system, demountable ceiling

THERMATEX® Aquatec

Sound absorption values

$\alpha_w = 0.90$ as per EN ISO 11654
NRC = 0.90 as per ASTM C 423

Sound attenuation

$D_{n,f,w} = 28$ dB as per EN ISO 10848
 (19 mm thickness, as per test certificate)

Edge details

SK, VT-S 15/24, AW/GN

Building material class

A2-s1, d0 as per EN 13501-1

Fire

REI30 - REI120 per EN 13501 part 2
 (see test report for full details)

Light reflectance

up to 88%

Thermal conductivity

$\lambda = 0.040$ W/mK as per EN 12667

Humidity resistance

up to 100% RH

Dimensions

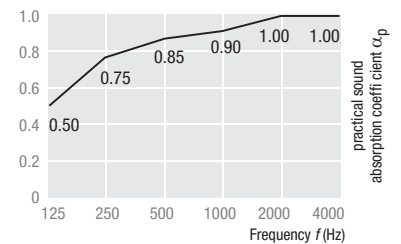
For sizes as well as supply categories please
 consult www.knaufamf.com

Thickness / Weight

19 mm / approx. 5.2 kg/m²

Colours

white similar to RAL 9010



Systems

- Concealed system, panels demountable AW/GN non-accessible GN/GN
- Exposed system, demountable ceiling





THERMATEX® Varioline Wood

Sound absorption values

$\alpha_w = 0.95$ as per EN ISO 11654
NRC = 0.90 as per ASTM C 423

Sound attenuation

$D_{n,f,w} = 28$ dB as per EN ISO 10848
 (19 mm thickness, as per test certificate)

Edge details

SK, VT-S 15/24, VT-S 15F

Building material class

A2-s1, d0 as per EN 13501-1

Fire

REI30 - REI90 per EN 13501 part 2
 (see test report for full details)

Thermal conductivity

$\lambda = 0,040$ W/mK as per EN 12667

Humidity resistance

up to 95% RH

Dimensions

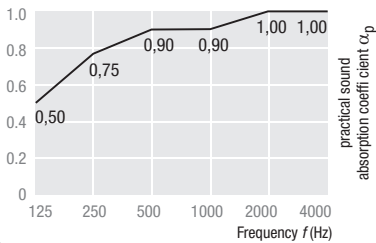
For sizes as well as supply categories please
 consult www.knaufamf.com

Thickness / Weight

19 mm / approx. 3,1 kg/m²

Colours

Wood decor



Systems

Exposed system, demountable ceiling

THERMATEX® Varioline Metal

Sound absorption values

$\alpha_w = 0.95$ as per EN ISO 11654
NRC = 0.90 as per ASTM C 423

Edge details

SK, VT-S 15/24, VT-S 15F

Building material class

A2-s1, d0 as per EN 13501-1

Fire

REI30 - REI90 per EN 13501 part 2
 (see test report for full details)

Thermal conductivity

$\lambda = 0,040$ W/mK as per EN 12667

Humidity resistance

up to 95% RH

Dimensions

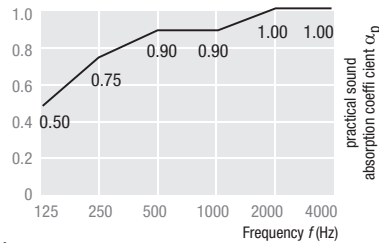
For sizes as well as supply categories please
 consult www.knaufamf.com

Thickness / Weight

19 mm / approx. 3.1 kg/m²

Colours

Perforation image



Systems

Exposed system, demountable ceiling

THERMATEX® Varioline Motif

Sound absorption values

$\alpha_w = 0.95$ as per EN ISO 11654
NRC = 0.90 as per ASTM C 423

Edge details

SK, VT-S 15/24, VT-S 15F

Building material class

A2-s1, d0 as per EN 13501-1

Fire

REI30 - REI90 per EN 13501 part 2
 (see test report for full details)

Thermal conductivity

$\lambda = 0,040$ W/mK as per EN 12667

Humidity resistance

up to 95% RH

Dimensions

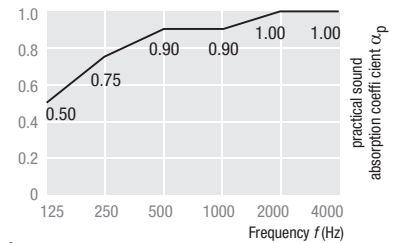
For sizes as well as supply categories please
 consult www.knaufamf.com

Thickness / Weight

19 mm / approx. 3.1 kg/m²

Colours

Motif image



Systems

Exposed system, demountable ceiling



THERMATEX® Varioline Urban Style

Sound absorption values

$\alpha_w = 0.95$ as per EN ISO 11654

$NRC = 0.90$ as per ASTM C 423

Sound attenuation

$D_{n,f,w} = 28$ dB as per EN ISO 10848

(19 mm thickness, as per test certificate)

Edge details

SK, VT-S 15/24, VT-S 15F

Building material class

A2-s1, d0 as per EN 13501-1

Fire

REI30 - REI90 per EN 13501 part 2

(see test report for full details)

Thermal conductivity

$\lambda = 0.040$ W/mK as per EN 12667

Humidity resistance

up to 95% RH

Dimensions

For sizes as well as supply categories please

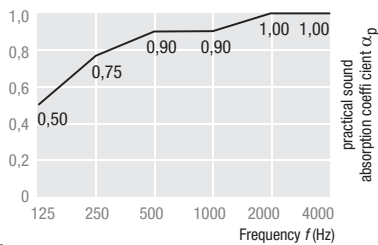
consult www.knaufamf.com

Thickness / Weight

19 mm / approx. 3.1 kg/m²



Colours

Material texture



Systems

Exposed system, demountable ceiling



Concrete



THERMATEX® Sonic arc

Humidity resistance

up to 90% relative humidity

Forms

rectangular convex, rectangular concave

Dimensions

max. 1180 x 1910 mm

Thickness

35 mm

Mid ordinate

91 mm

Weight / raft (incl. suspension)

16.0 kg

Frame material

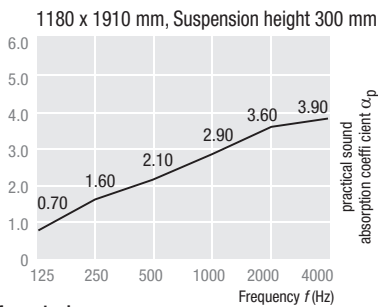
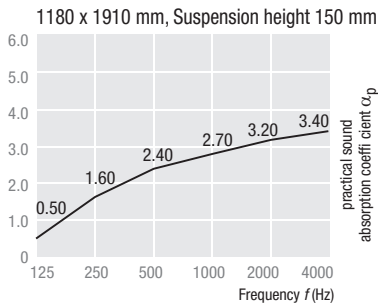
steel

Frame colour

white, other RAL colours on request

Fixing

cable suspension



Surface designs

- Classic: fleece-coated white
- Colour: fleece-coated coloured (black, creme, silver)

THERMATEX® Sonic element

Humidity resistance

up to 95% relative humidity

Forms

rectangular, circular, elliptical, hexagonal, trapezoidal, triangular, free forms

Dimensions

max. 1200 x 1200 mm, max. Ø 1200 mm

Thickness

40 mm

Weight / raft (incl. suspension)

rectangular 17.0 kg, circular 13.0 kg

Edge material

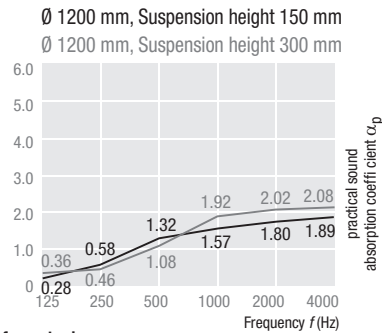
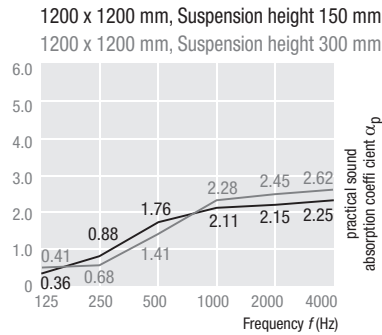
fleece-coated

Edge colour

white, other colours

Fixing

cable suspension



Surface designs

- Classic: fleece-coated white
- Colour: fleece-coated coloured (black, creme, silver)

THERMATEX® Sonic modern

Humidity resistance

up to 95% relative humidity

Forms

rectangular

Dimensions

max. 2400 x 1200 mm

Thickness

43 mm

Weight / raft (incl. suspension)

20.0 kg

Frame material

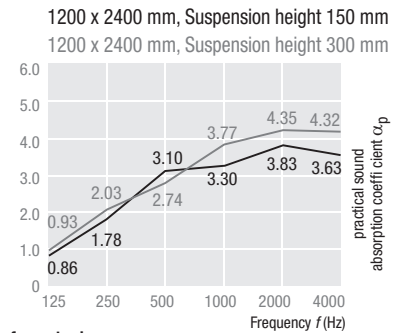
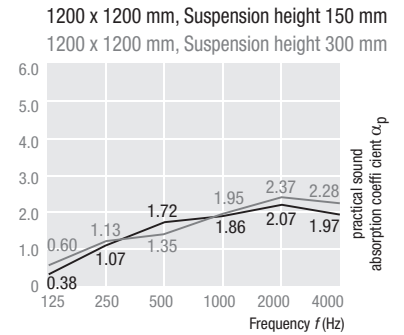
aluminium

Frame colour

anodised aluminium, RAL colours

Fixing

cable suspension



Surface designs

- Classic: fleece-coated white
- Colour: fleece-coated coloured (black, creme, silver)
- Exclusive: Fleece coating with graphic print



THERMATEX® Sonic sky

Humidity resistance

up to 95% relative humidity

Forms

rectangular, triangular, trapezoidal

Dimensions

unlimited dimensions

Thickness

40 mm

Weight / raft (incl. suspension)

approx. 8.0 kg/m²

Frame material

aluminium

Frame colour

anodised aluminium, RAL colours

Surface / Colour

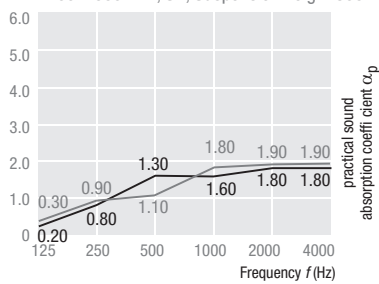
fleece-coated, standard

Fixing

cable suspension

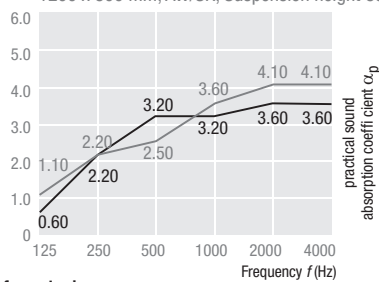
1200 x 600 mm, SK, Suspension height 165 mm

1200 x 600 mm, SK, Suspension height 300 mm



1200 x 300 mm, AW/SK, Suspension height 150 mm

1200 x 300 mm, AW/SK, Suspension height 300 mm



Surface designs

- THERMATEX® Alpha / THERMATEX® Alpha HD with fleece lamination in white, black, creme, silver (VT and AW/SK edges only in white)



THERMATEX® Baffle Classic

Building material class

A2-s1, d0 as per EN 13501-1

Humidity resistance

up to 95% relative humidity

Form

rectangular

Dimensions

1200 x 300, 1200 x 600 mm, other dimensions on request

Thickness

50 mm

Weight / baffle max. size

1200 x 300 mm: 3.0 kg, 1200 x 600 mm: 6.2 kg

Frame material

aluminium

Frame colour

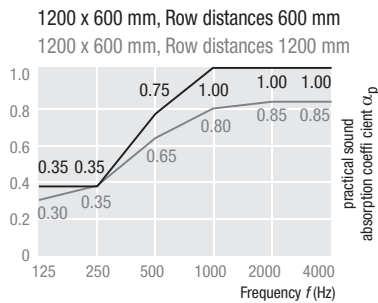
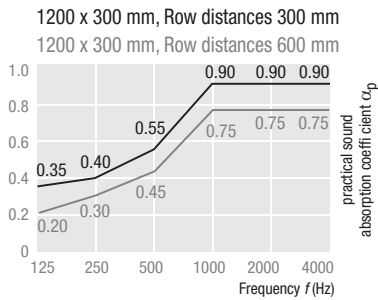
white, RAL colours

Surface / Colour

fleece-coated white

Fixing

cable suspension, industrial system, grid system
(not included in the delivery)



THERMATEX® Baffle Colour

Building material class

A2-s1, d0 as per EN 13501-1

Humidity resistance

up to 95% relative humidity

Form

rectangular

Dimensions

1200 x 300, 1200 x 600 mm, other dimensions on request

Thickness

50 mm

Weight / baffle max. size

1200 x 300 mm: 3.0 kg, 1200 x 600 mm: 6.2 kg

Frame material

aluminium

Frame colour

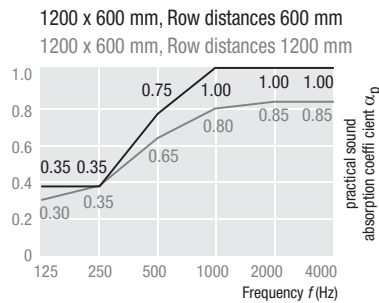
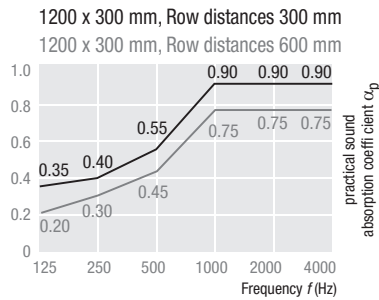
white, RAL colours

Surface / Colour

fleece-coated colours

Fixing

cable suspension, industrial system, grid system
(not included in the delivery)



THERMATEX® Baffle Exclusive

Building material class

A2-s1, d0 as per EN 13501-1

Humidity resistance

up to 95% relative humidity

Form

rectangular

Dimensions

1200 x 300, 1200 x 600 mm, other dimensions on request

Thickness

50 mm

Weight / baffle max. size

1200 x 300 mm: 3.0 kg, 1200 x 600 mm: 6.2 kg

Frame material

aluminium

Frame colour

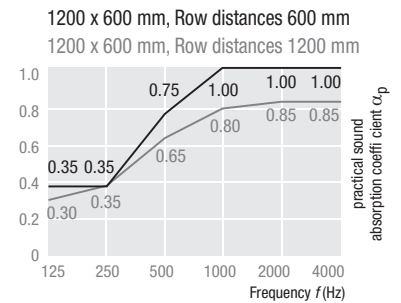
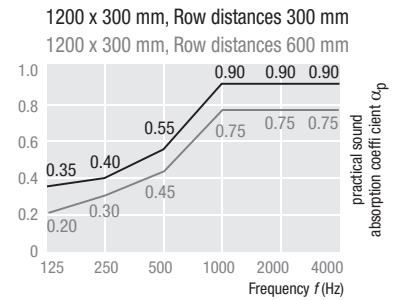
white, RAL colours

Surface / Colour

fleece-coated graphic print

Fixing

cable suspension, industrial system, grid system
(not included in the delivery)



DESIGN



DESIGN



DESIGN

THERMATEX® Line Modern

Humidity resistance

up to 95% relative humidity

Form

rectangular

Dimensions

max. 2400 x 1200 mm

Thickness

43 mm

Weight

27.0 kg

Frame material

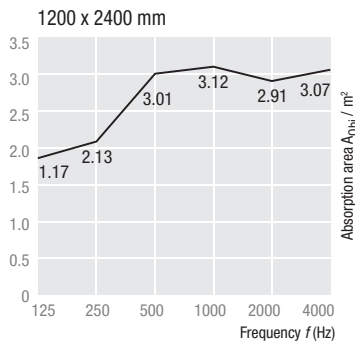
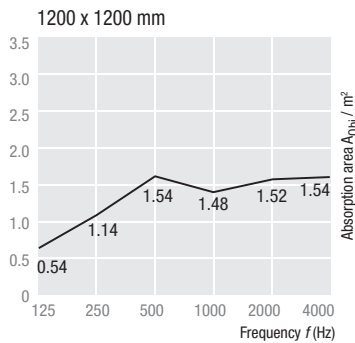
aluminium

Frame colour

anodised aluminium, RAL colours

Fixing

eccentric bracket



Surface designs

- Classic: fleece-coated white
- Colour: fleece-coated coloured (black, creme, silver)
- Exclusive: fleece-coated with graphic print

THERMATEX® Line Style

Surface

fabric white or printed

Tile types

foam tiles as absorption panels

Frame thickness

Basic light: 20 mm, light-weight profile for single sided covers in small sizes

Basic ES: 26 mm, profile for all sizes with single sided covers

Basic DS: 49 mm, Profile for wall panels with double sided covers and for highly absorbing acoustic inlays

Frame colour

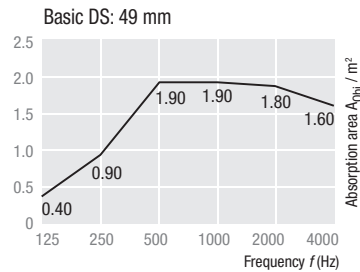
anodised aluminium natural E6-EV1

Weight

Basic light: approx. 3 kg/m²

Basic ES: approx. 5 kg/m²

Basic DS: approx. 6 kg/m²



Surface designs

- Classic: stretched fabric white
- Exclusive: stretched fabric with graphic print



TOPIQ® Prime

Sound absorption values

$\alpha_w = 0,95$ as per EN ISO 11654
NRC = 0,90 as per ASTM C 423

Sound attenuation

$D_{n,f,w} = 24$ dB as per EN ISO 10848
 (15 mm thickness, as per test certificate)

Sound attenuation

$R_w = 13$ dB as per EN ISO 10140-2:2010

Edge details

SK, VT-S 15/24, VT-S 15F

Light reflectance

For white similar to RAL 9010 glare-free approx. 88%

Humidity resistance

up to 100% relative humidity

Dimensions

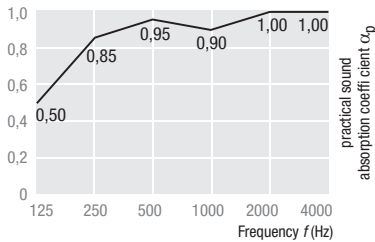
For sizes as well as supply categories please
 consult www.knaufamf.com

Thickness / Weight

15 mm / approx. 2,1 kg/m²

Colours

white similar to RAL 9010



Systems

Exposed system, demountable ceiling

TOPIQ® Efficient pro

Sound absorption values

$\alpha_w = 1,00$ as per EN ISO 11654
NRC = 0,95 as per ASTM C 423

Sound attenuation

$D_{n,f,w} = 25$ dB as per EN ISO 10848
 (20 mm thickness, as per test certificate)

Sound attenuation

$R_w = 15$ dB as per EN ISO 10140-2:2010

Edge details

SK, VT-S 15/24, VT-S 15F

Light reflectance

For white similar to RAL 9010 glare-free approx. 88%

Humidity resistance

up to 100% relative humidity

Dimensions

For sizes as well as supply categories please
 consult www.knaufamf.com

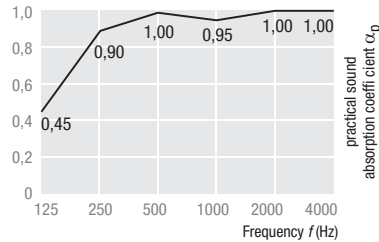
Thickness / Weight

20 mm / approx. 2,8 kg/m²

Colours

white similar to RAL 9010

black similar to RAL 9004 (only for SK edges available)



Systems

Exposed system, demountable ceiling

TOPIQ® Efficient pro Hygena

Sound absorption values

$\alpha_w = 1,00$ as per EN ISO 11654
NRC = 0,95 as per ASTM C 423

Sound attenuation

$D_{n,f,w} = 25$ dB as per EN ISO 10848
 (20 mm thickness, as per test certificate)

Sound attenuation

$R_w = 15$ dB as per EN ISO 10140-2:2010

Edge details

SK, VT-S 15/24, VT-S 15F

Light reflectance

For white similar to RAL 9010 glare-free approx. 88%

Humidity resistance

up to 100% relative humidity

Clean room classification

classe 5 as per a ISO 14644-1

NF S 90-351:2013

zone 4

bacteriological purity class: M1

decontamination class: CP_(0,5)5

Dimensions

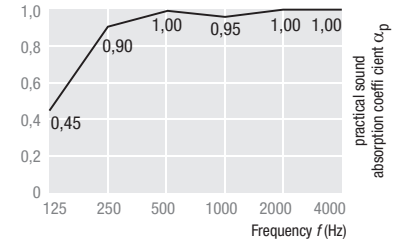
For sizes as well as supply categories please
 consult www.knaufamf.com

Thickness / Weight

20 mm / approx. 2,6 kg/m²

Colours

white similar to RAL 9010



Systems

Exposed system, demountable ceiling



TOPIQ® Sonic Element

Sound absorption

EN ISO 354

Humidity resistance

up to 95% relative humidity

Form/ size

Circular	up to Ø 1200 mm
Square	up to max. 1180 x 1180 mm
Rectangular	up to max. 2380 x 1180 mm
Oval	up to max. 2400 x 1200 mm

Special forms / sizes

triangular, hexagonal, trapezoid
(other forms/sizes on request)

Thickness

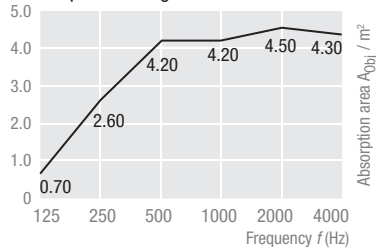
approx. 40 mm

Weight /raft

approx. 6.0 kg/m² (including suspension)

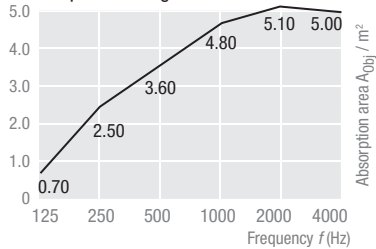
rectangular, 2380 x 1180 mm

Suspension height 150 mm



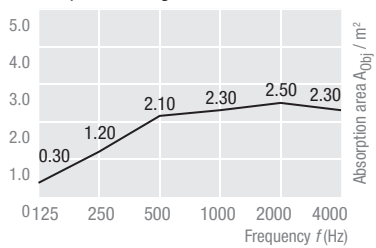
rectangular, 2380 x 1180 mm

Suspension height 300 mm



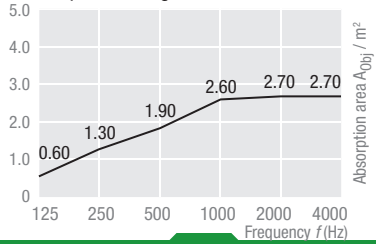
square, 1180 x 1180 mm

Suspension height 150 mm



square, 1180 x 1180 mm

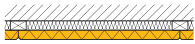
Suspension height 300 mm



HERADESIGN® superfine

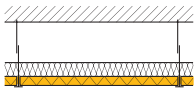
Sound absorption values

- 1 α_w up to 0.85 $NRC =$ up to 0.85



with acoustic lining

- 2 α_w up to 1.00 $NRC =$ up to 1.00



suspended with acoustic lining

Dimensions

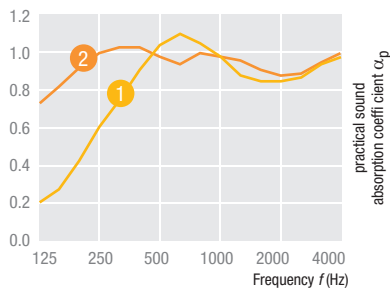
For sizes as well as supply categories please consult www.knaufamf.com

Thickness / Weight

15 mm / 7.8 kg/m²
25 mm / 11.3 kg/m²
35 mm / 15.0 kg/m²

Colours

White, similar to RAL 9010 / beige – natural tone 13 (further shades available from colour systems such as RAL, NCS, BS or StoColor)



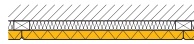
Systems

- A Suspended ceiling with concealed T-profiles
- B Screw mounting onto wooden laths
Screw mounting onto CD profiles
- C Suspended ceiling with exposed T-profiles

HERADESIGN® fine

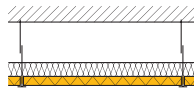
Sound absorption values

- 1 α_w up to 0.80 $NRC =$ up to 0.85



with acoustic lining

- 2 α_w up to 0.90 $NRC =$ up to 1.00



suspended with acoustic lining

Dimensions

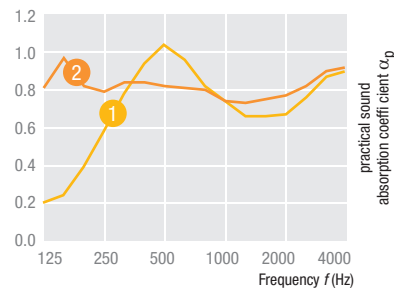
For sizes as well as supply categories please consult www.knaufamf.com

Thickness / Weight

15 mm / 8.2 kg/m²
25 mm / 12.4 kg/m²
35 mm / 16.3 kg/m²

Colours

White, similar to RAL 9010 / beige – natural tone 13 (further shades available from colour systems such as RAL, NCS, BS or StoColor)



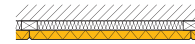
Systems

- A Suspended ceiling with concealed T-profiles
- B Screw mounting onto wooden laths
Screw mounting onto CD profiles
- C Suspended ceiling with exposed T-profiles

HERADESIGN® macro

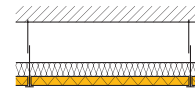
Sound absorption values

- 1 α_w up to 0.70 $NRC =$ up to 0.75



with acoustic lining

- 2 α_w up to 0.70 $NRC =$ up to 0.75



suspended with acoustic lining

Dimensions

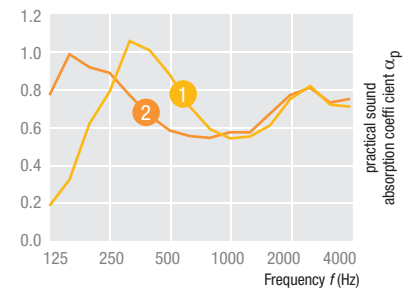
For sizes as well as supply categories please consult www.knaufamf.com

Thickness / Weight

25 mm / 12.4 kg/m²

Colours

White, similar to RAL 9010 / beige – natural tone 13 (further shades available from colour systems such as RAL, NCS, BS or StoColor)



Systems

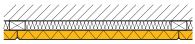
- A Suspended ceiling with concealed T-profiles
- B Screw mounting onto wooden laths
Screw mounting onto CD profiles
- C Suspended ceiling with exposed T-profiles



HERADESIGN® micro

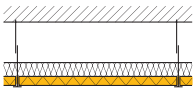
Sound absorption values

- 1 α_w up to 0.35 $NRC =$ up to 0.35



with acoustic lining

- 2 α_w up to 0.45 $NRC =$ up to 0.45



suspended with acoustic lining

Dimensions

For sizes as well as supply categories please consult www.knaufamf.com

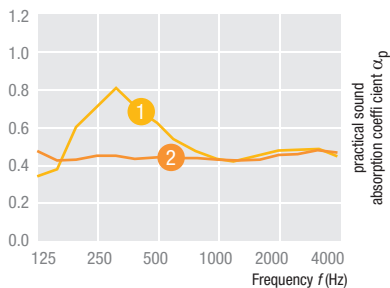
Thickness / Weight

25 mm / 15.0 kg/m²

35 mm / 19.0 kg/m²

Colours

White, similar to RAL 9010 / beige – natural tone 13 (further shades available from colour systems such as RAL, NCS, BS or StoColor)



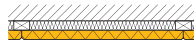
Systems

- A Suspended ceiling with concealed T-profiles
- B Screw mounting onto wooden laths
Screw mounting onto CD profiles
- C Suspended ceiling with exposed T-profiles

HERADESIGN® plano

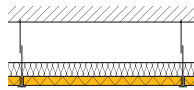
Sound absorption values

- 1 α_w up to 0.30 $NRC =$ up to 0.30



with acoustic lining

- 2 α_w up to 0.30 $NRC =$ up to 0.30



suspended with acoustic lining

Dimensions

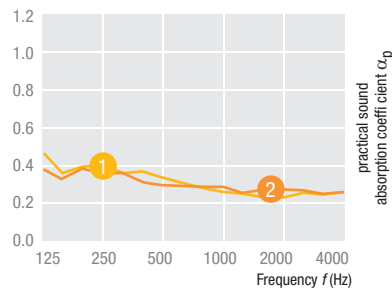
For sizes as well as supply categories please consult www.knaufamf.com

Thickness / Weight

25 mm / 15.0 kg/m²


Colours

White, similar to RAL 9010 / beige – natural tone 13 (further shades available from colour systems such as RAL, NCS, BS or StoColor)



Systems

- A Suspended ceiling with concealed T-profiles
- B Screw mounting onto wooden laths
Screw mounting onto CD profiles
- C Suspended ceiling with exposed T-profiles





The HERADESIGN® acoustic panels can be supplied with different edge designs to correspond to the architectural concept and the planned installation type. This way, HERADESIGN® acoustic panels can be used for almost all common suspension systems and installation methods.

Colours

It is not just the quality of acoustics which is important to us – we also offer great solutions aesthetic solutions. The typical, stable surface texture of the wood wool panels is perfect for creative design and colouring. An almost unlimited range of colours is available – you can choose almost any colour from popular colour systems such as RAL, NCS or StoColor. Silicate paints based on potassium silicate and an organic binding agent are used to colour the HERADESIGN® acoustic panels in white, pastel shades or solid colours. What's more, great effects can be achieved with the twelve trendy metallic colours.

We also offer a special colour quality standard for application in indoor swimming pools, semi-external, etc.



System edges HERADESIGN®




Abbreviation	Design	Description of the edge	HERADESIGN®												Recommended section width ⁸⁾	Comments	Grid dimensions ²⁾	Panel dimensions		
			HERADESIGN® macro ⁷⁾		HERADESIGN® fine		HERADESIGN® superfine		HERADESIGN® micro		HERADESIGN® plano ^{7) 9)}		HERADESIGN® fine A2						HERADESIGN® superfine A2	
System B			25	15	25	35	15	25	35	25	35	25	15	25	15	25	mm	L/B (mm)	L/B (mm)	
System edges: screw mounting																				
GK		straight edge on all sides	•	•	•	•	•	•	•	•	•	•	•	•	•	•	60	1) 3)	600/600 625/625 1200/600 1250/625	600/600 625/625 1200/600 1250/625
AK-00		bevelled on long sides, 5 mm bevel, straight edge on the face side	•	•	•	•	•	•	•	•	•	•	•	•	•	•	60	3)	600/600 625/625 1200/600 1250/625	600/600 625/625 1200/600 1250/625
AK-01		edge bevelled on all sides, 5 mm bevel	•	•	•	•	•	•	•	•	•	•	•	•	•	•	60	3)	600/600 625/625 1200/600 1250/625	600/600 625/625 1200/600 1250/625
AK-02 /5		straight edge with shiplap on all sides, 5 mm joint width	•	–	•	•	–	•	•	•	•	–	–	•	•	•	60	3)	600/600 625/625 1200/600 1250/625	600/600 625/625 1200/600 1250/625
AK-02 /10		straight edge with shiplap on all sides, 10 mm joint width	•	–	•	•	–	•	•	•	•	–	–	•	•	•	60	3)	600/600 625/625 1200/600 1250/625	600/600 625/625 1200/600 1250/625
AK-02 /20		straight edge with shiplap on all sides, 20 mm joint width	•	–	•	•	–	•	•	•	•	–	–	•	•	•	60	3)	600/600 625/625 1200/600 1250/625	600/600 625/625 1200/600 1250/625
AK-03		shiplap on all sides with bevelled edge, 5 mm bevel, 20 mm joint width	•	–	•	•	–	•	•	•	•	–	–	•	•	•	60	3)	600/600 625/625 1200/600 1250/625	600/600 625/625 1200/600 1250/625
System edges: HERADESIGN® Exposed Grid System 24/38, insertion installation																				
System C			25	15	25	35	15	25	35	25	35	25	15	25	15	25	mm	L/B (mm)	L/B (mm)	
SK-04		straight edge on all sides	•	•	•	•	•	•	•	•	•	•	•	•	•	•	24	2) 4)	600/600 625/625 1200/600 1250/625	594/594 619/619 1194/594 1244/619
SK-05		straight edge with shiplap on all sides	•	–	•	•	–	•	•	•	•	–	–	•	•	•	24	2) 4)	600/600 625/625 1200/600 1250/625	594/594 619/619 1194/594 1244/619
SK-06		shiplap on all sides with bevelled edge, 5 mm bevel	•	–	•	•	–	•	•	•	•	–	–	•	•	•	24	2) 4)	600/600 625/625 1200/600 1250/625	594/594 619/619 1194/594 1244/619
System edges: HERADESIGN® Concealed Grid System 35/38, slide-in installation																				
System A			25	15	25	35	15	25	35	25	35	25	15	25	15	25	mm	L/B (mm)	L/B (mm)	
VK-09		grooved and bevelled on all sides, 5 mm bevel Note: The system can't be disassembled!	•	–	•	•	–	•	•	•	•	•	–	–	•	•	35	3) 5)	600/600 1200/600	600/600 1200/600
VK-10		grooved on long sides and bevelled on all sides, 5 mm bevel Note: The system can be disassembled!	–	–	•	•	–	•	•	•	•	–	–	•	•	•	35	2) 3) 5)	600/600 1200/600	600/615 1200/615
VK-10 /5		grooved on long sides and straight edge on all sides with 5 mm bevel all round Note: The system can be disassembled!	–	–	•	•	–	•	•	•	•	–	–	•	•	•	35	2) 3) 5)	600/600 1200/600	600/615 1200/615
System edges: special installation (special sections)																				
System S			25	15	25	35	15	25	35	25	35	25	15	25	15	25	mm	L/B (mm)	L/B (mm)	
SY-02		for HERADESIGN® holding profiles, grooved on long sides and bevelled on all sides, 5 mm bevel	•	–	•	•	–	•	•	•	•	•	–	•	•	•	35	3)	600 625	600/600 625/625 1200/600 1250/625
SY-03		for concealed top hat sections straight edge on all sides with 5 mm bevel all round	•	–	•	•	–	•	•	•	•	–	–	•	•	•	12	2) 4)	600/600 625/625 1200/600 1250/600	600/595 625/620 1200/595 1250/620
SK-08		for visible top hat sections straight edges on long sides, bevelled edges on the face side	•	–	•	•	–	•	•	•	•	–	–	•	•	•	20	2) 4)	620 645	600/595 625/620 1200/595 1250/620

- 1) The straight edge is not an exposed edge: only produced at the request of the customer (max. panel width 600 mm).
- 2) The billing dimensions or the ordering dimensions are always the grid dimensions.
- 3) Installation pattern in cross joints requires careful installation, because four panel edges have to meet at one point.
- 4) The panel dimensions are smaller than the grid dimensions.
- 5) Special formats only on request. For lengths of over 1800 mm, please contact customer services.
- 6) Products of 15 mm thickness are only available in the sizes 600/600 or 625/625.
- 7) Panel width max. 600 mm.
- 8) For screw mounting, the section width also applies to the wooden substructure.
- 9) For HERADESIGN® *plano*, the bevel at the AK-01, SK-06, VK-09, SY-02 edges is only 3 mm.

MONDENA® System C

Exposed System
Lay in system VT



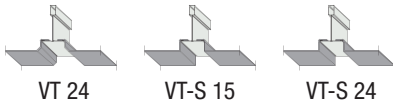
System advantages:

- Affordable and economical ceiling solution
- Cassettes installed and demounted without tools
- The tiles can be removed by hand at any time, providing quick and simple access to the ceiling void.

Application areas:

- Ideal for administrative and industrial buildings, retail spaces, hotels, department stores, schools, exhibition rooms, offices, changing rooms, etc.

Available edges:



VT 24

VT-S 15

VT-S 24

MONDENA® System C

Exposed System
Lay in system SK



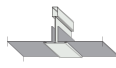
System advantages:

- Affordable and economical ceiling solution
- Cassettes installed and demounted without tools
- The tiles can be removed by hand at any time, providing quick and simple access to the ceiling void.

Application areas:

- Ideal for administrative and industrial buildings, retail spaces, hotels, department stores, schools, exhibition rooms, offices, changing rooms, sanitary facilities, etc.

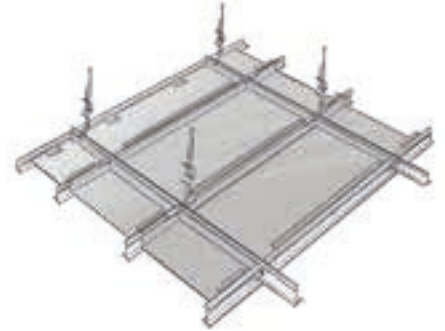
Available edges:



SK 15*/24 * on request

MONDENA® System C

Exposed System
Lay in system SK
plank cassette



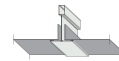
System advantages:

- Affordable and economical ceiling solution
- Cassettes installed and demounted without tools
- The tiles can be removed by hand at any time, providing quick and simple access to the ceiling void.




Application areas:

- Ideal for administrative and industrial buildings, retail spaces, hotels, department stores, schools, exhibition rooms, offices, changing rooms, sanitary facilities, corridors etc.
- Large areas

Available edges:



SK 15/24



DESIGN



DESIGN



DESIGN

MONDENA® System A

Concealed System Clip in system square cassettes




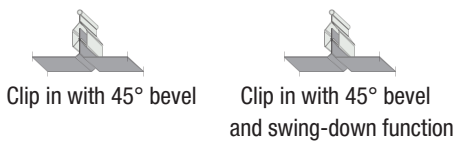
System advantages:

- Concealed grid construction
- Easy to adjust to the room geometry
- The ceiling tiles can be individually removed at any time (optional swing-down)
- Efficient and simple installation
- Very stable system

Application areas:

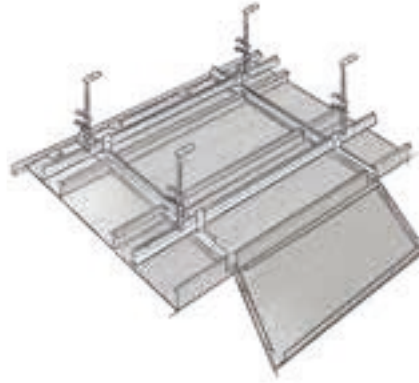
- For small and large areas
- Ideal for administrative and industrial buildings, retail spaces, department stores, exhibition rooms, office buildings, service rooms, sanitary facilities, technical rooms, commercial kitchens etc.
- For ceiling areas with high maintenance requirements

Available edges:



MONDENA® System A

Concealed System Clip in system planks



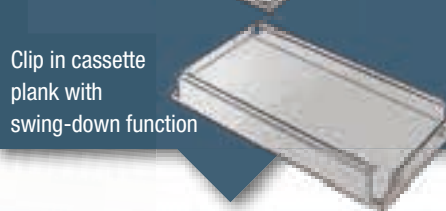
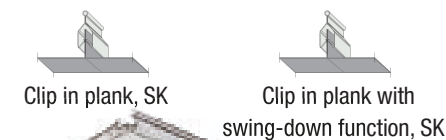
System advantages:

- Concealed grid construction
- Easy to adjust to the room geometry
- The ceiling tiles can be individually removed at any time (optional swing-down)
- Simple and easy installation
- Very stable system

Application areas:

- For small and large areas
- Ideal for administrative and industrial buildings, retail spaces, department stores, exhibition rooms, office buildings, service rooms, sanitary facilities, technical rooms, commercial kitchens etc.
- Suitable for heated or chilled ceiling systems
- For ceiling areas with high maintenance requirements

Available edges:



MONDENA® System A

Concealed System hook on system planks




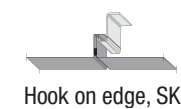
System advantages:

- Concealed grid construction
- Easy to adjust to the room geometry
- The ceiling tiles can be individually removed at any time
- Simple and easy installation
- Demountable without tools
- Large size tiles

Application areas:


- For small and large areas
- Ideal for areas with heavy foot-flow (e.g. airports and train stations)
- Ideal for administrative and industrial buildings, retail spaces, department stores, exhibition rooms, office buildings, etc.
- Also suitable for heated and chilled ceiling systems

Available edges:



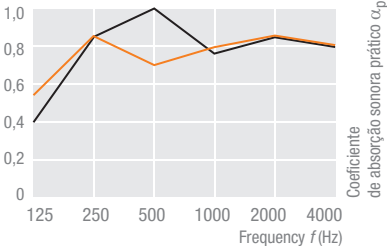
Perforations Overview

Rg 1613




- Hole diameter 1,60 mm
- Rg – Round perforations in straight rows
- Free area 13,0%

0,40	0,85	1,00	0,75	0,85	0,80
0,55	0,85	0,70	0,80	0,85	0,80



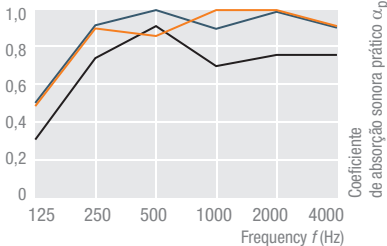
Suspension height	Sound absorption	
	α_w	NRC
200 mm	0,85	0,85
400 mm	0,80(L)	0,75

Rd 1625




- Hole diameter 1,60 mm
- Rd – Round perforations in diagonally staggered rows (45°)
- Free area 25,0%

0,30	0,75	0,90	0,65	0,75	0,75
0,50	0,90	0,85	1,00	1,00	0,90
0,50	0,90	1,00	0,90	1,00	0,90



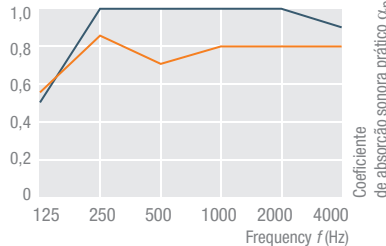
Suspension height	Sound absorption	
	α_w	NRC
200 mm	0,75	0,80
400 mm	0,95	0,90
200 mm incl. 20 mm acoustic bag	1,00	1,00

Rg 2516




- Hole diameter 2,50 mm
- Rg – Round perforations in straight rows
- Free area 16,2%

0,55	0,85	0,70	0,80	0,80	0,80
0,50	1,00	1,00	1,00	1,00	0,90



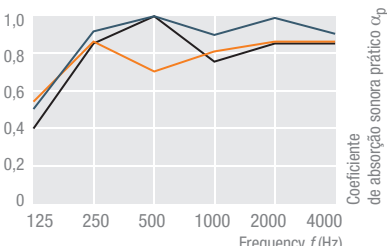
Suspension height	Sound absorption	
	α_w	NRC
400 mm	0,80(L)	0,80
200 mm incl. 20 mm acoustic bag	1,00	1,00

Rd 3022




- Hole diameter 3,00 mm
- Rd – Round perforations in diagonally staggered rows (45°)
- Free area 22,0%

0,40	0,85	1,00	0,75	0,85	0,85
0,55	0,85	0,70	0,80	0,85	0,85
0,50	0,95	1,00	0,90	1,00	0,90



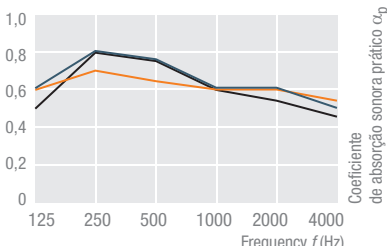
Suspension height	Sound absorption	
	α_w	NRC
200 mm	0,85	0,85
400 mm	0,80(L)	0,80
200 mm incl. 20 mm acoustic bag	1,00	1,00

Rd 2504




- Hole diameter 2,50 mm
- Rd – Round perforations in diagonally staggered rows (45°)
- Free area 3,8%

0,50	0,80	0,75	0,60	0,55	0,45
0,60	0,70	0,65	0,60	0,60	0,55
0,60	0,80	0,75	0,60	0,60	0,50



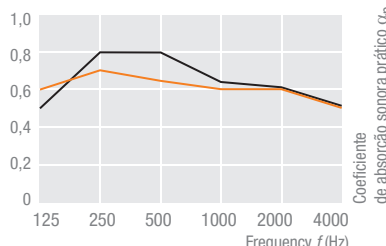
Suspension height	Sound absorption	
	α_w	NRC
200 mm	0,60(L)	0,65
400 mm	0,65(L)	0,60
200 mm incl. 20 mm acoustic bag	0,60(L)	0,70

Rg 2504




- Hole diameter 2,50 mm
- Rg – Round perforations in straight rows
- Free area 4,1%

0,50	0,80	0,80	0,65	0,60	0,50
0,60	0,70	0,65	0,60	0,60	0,50

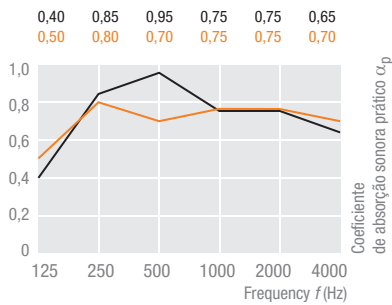


Suspension height	Sound absorption	
	α_w	NRC
200 mm	0,65(L)	0,70
400 mm	0,60(L)	0,65

Rg 2508




- Hole diameter 2,50 mm
- Rg – Round perforations in straight rows
- Free area 7,7%

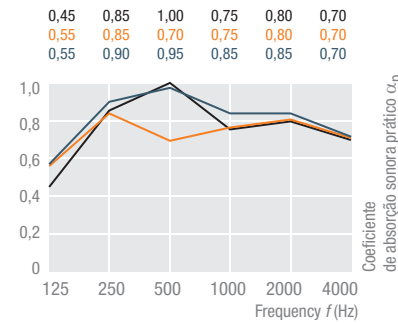


Suspension height	Sound absorption	
	α_w	NRC
200 mm	0,75(L)	0,80
400 mm	0,75(L)	0,75

Rd 2508




- Hole diameter 2,50 mm
- Rd – Round perforations in diagonally staggered rows (45°)
- Free area 8,1%



Suspension height	Sound absorption	
	α_w	NRC
200 mm	0,80(L)	0,85
400 mm	0,75(L)	0,75
200 mm incl. 20 mm acoustic bag	0,85(L)	0,90


Rd 2515



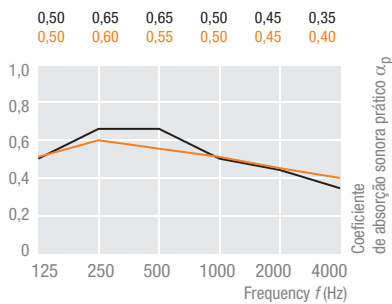
- Hole diameter 2,50 mm
- Rd – Round perforations in diagonally staggered rows (45°)
- Free area 15,4%

For further questions regarding this perforation, please contact our technical department.

Rg 3003




- Hole diameter 3,00 mm
- Rg – Round perforations in straight rows
- Free area 2,8%

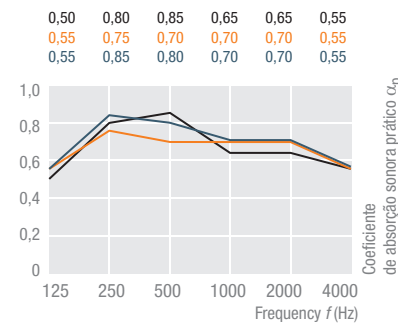


Suspension height	Sound absorption	
	α_w	NRC
200 mm	0,50(L)	0,55
400 mm	0,50(L)	0,50

Rd 3005




- Hole diameter 3,00 mm
- Rd – Round perforations in diagonally staggered rows (45°)
- Free area 5,5%

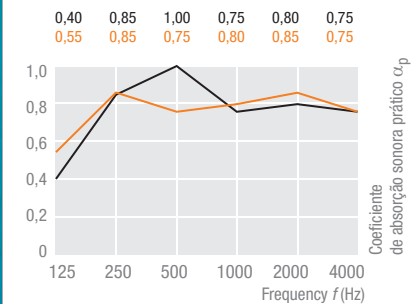


Suspension height	Sound absorption	
	α_w	NRC
200 mm	0,65(L)	0,75
400 mm	0,70(L)	0,70
200 mm incl. 20 mm acoustic bag	0,70(L)	0,75

Rg 3011




- Hole diameter 3,00 mm
- Rg – round perforations in straight rows
- Free area 11,0%



Suspension height	Sound absorption	
	α_w	NRC
200 mm	0,80(L)	0,85
400 mm	0,80(L)	0,80

Perforations Overview


Rd 4006



- Hole diameter 4,00 mm
- Rd – Round perforations in diagonally staggered rows (45°)
- Free area 6,3%

For further questions regarding this perforation, please contact our technical department.


Rd 4011



- Hole diameter 4,00 mm
- Rd – Round perforations in diagonally staggered rows (45°)
- Free area 10,9%

For further questions regarding this perforation, please contact our technical department.


Rg 4022



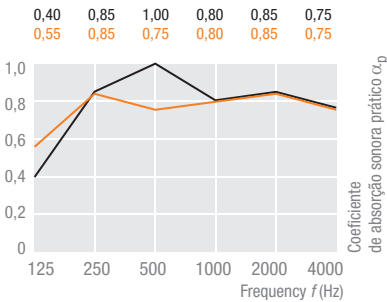
- Hole diameter 4,00 mm
- Rg – Round perforations in straight rows
- Free area 21,8%

For further questions regarding this perforation, please contact our technical department.

Rd 4516




- Hole diameter 4,50 mm
- Rd – Round perforations in diagonally staggered rows (45°)
- Free area 16,7%

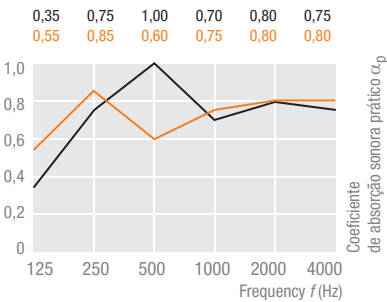


Suspension height	Sound absorption	
	α_w	NRC
200 mm	0,85	0,85
400 mm	0,80(L)	0,80

Rg 4533




- Hole diameter 4,50 mm
- Rg – Round perforations in straight rows
- Free area 33,4%

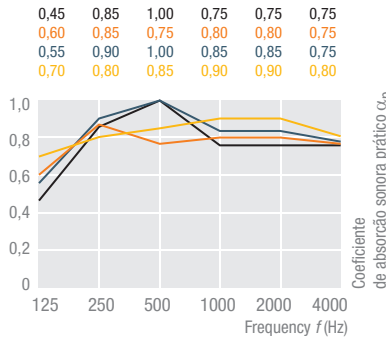


Suspension height	Sound absorption	
	α_w	NRC
200 mm	0,80	0,85
400 mm	0,70(L)	0,75

Qg 6030




- Hole diameter 6,00 mm
- Qg – square perforations in straight rows
- Free area 30,0%

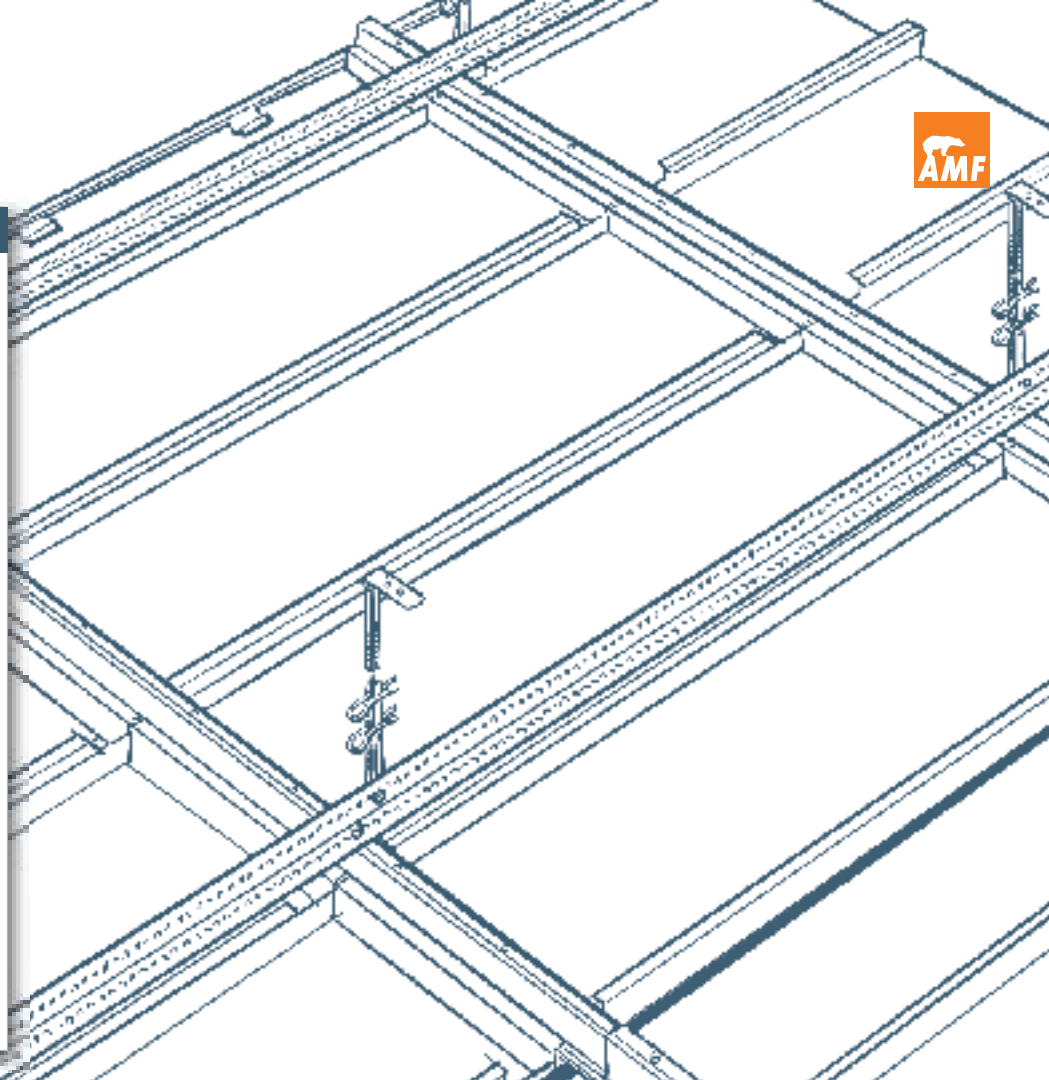


Suspension height	Sound absorption	
	α_w	NRC
200 mm	0,80(L)	0,85
400 mm	0,70(L)	0,70
200 mm incl. 20 mm acoustic bag	0,85(L)	0,90
400 mm incl. 20 mm acoustic bag	0,70(L)	0,75

OP



■ No perforation (plain)





The new t-grid for AMF ceiling systems

The new grid system from Knauf AMF is here!

MADE IN GERMANY

You have the choice - Choose the design that meets your requirements VENTATEC® combines the highest quality with flexibility in construction and logistics, to save you time and money.

Precision manufactured using state of the art machinery and top quality materials, to ensure that the grid has a consistently high quality.

VENTATEC® - The optimised grid system

Performance T24

	Height	Length
Main Runner	38 mm	3600 / 3750 mm
Long Cross Tee	33 mm	1200 / 1250 mm
Short Cross Tee	33 mm	600 / 625 mm

Available as

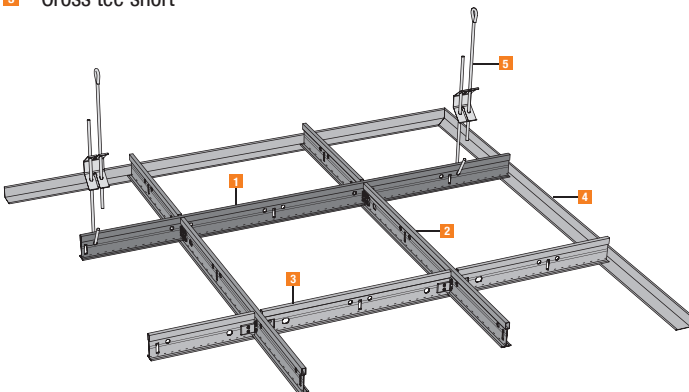
- Click-System (joggled) 600 x 600 mm and 625 x 625 mm
- Click-System (butt-cut) 600 x 600 mm and 625 x 625 mm

Colour similar to RAL 9010

Building material class A1 as per EN 13501-1

- Optimised cross sections for high loading capacity
- Height reduction of the long cross tee saves weight
- Optimised stability for all common installations of acoustic suspended ceilings

- | | |
|-------------------|------------------|
| 1 Main runner | 4 Perimeter trim |
| 2 Cross tee long | 5 Hanger |
| 3 Cross tee short | |



As a system manufacturer, we deliver ceiling tiles and grid

- from one source
- combining technical with performance
- optimising logistics

VENTATEC® - Fine and elegant

Performance T15 - HIGH

	Height	Length
Main runner	38 mm	3600 / 3750 mm
Long cross tee	38 mm	1200 / 1250 mm
Short cross tee	38 mm	600 / 625 mm

Available as:

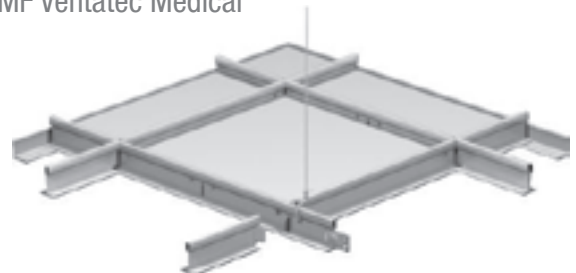
- Click-System (butt-cut) 600 x 600 mm and 625 x 625 mm

Colour similar to RAL 9010

Building material class A1 as per EN 13501-1

- High stability system with a finer, more elegant appearance with 15 mm visible width
- High loading capacity due to the 38 mm height of the main and cross tees

AMF Ventatec Medical



Modulation	max. load following EN 13964 (kg/m ²)		
	Deflection table		
	2,5 mm	3,3 mm	4 mm
600 x 600	6,6	8,9	11
600 x 1200	7,2	9,6	11,8
625 x 625	5,3	7,2	8,9
625 x 1250	5,8	7,8	9,5

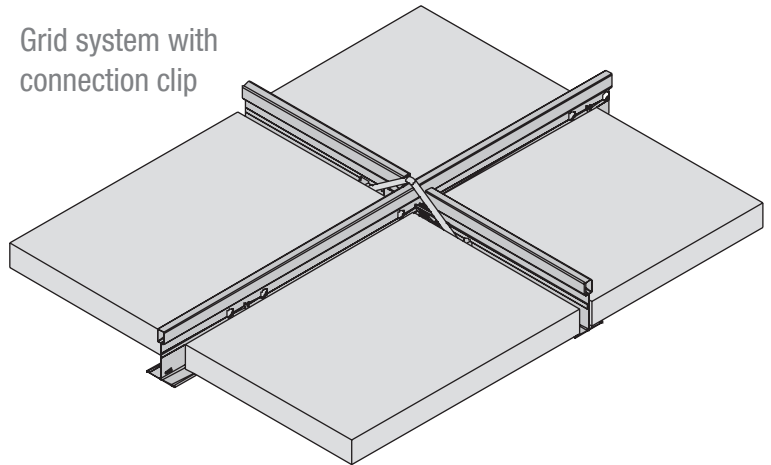


VENTATEC® Seismic

The VENTATEC® Seismic grid system has been tested at the University at Buffalo in New York State under simulated extreme earthquake conditions. The VENTATEC® Seismic grid system was tested together with lighting and ventilation units, in order to replicate a typical suspended ceiling.

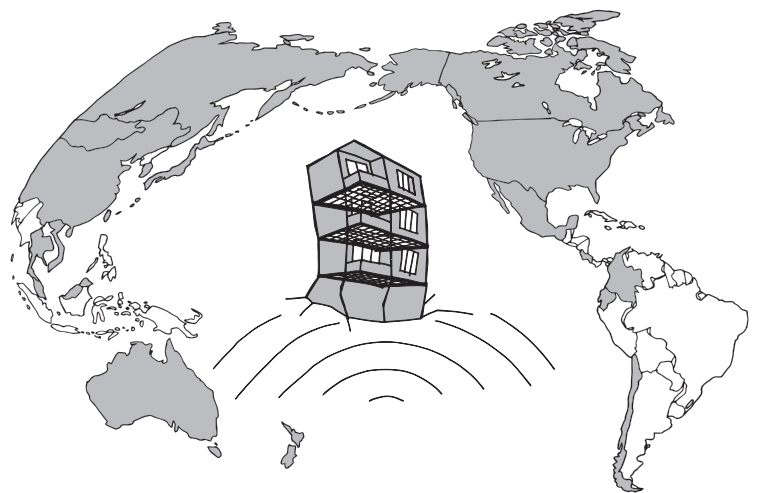
Different system configurations are available to fulfil the respective regional requirements – taking into account applicable local building regulations, ground conditions as well as the expected intensity of the earthquake.

Grid system with connection clip



Product / system properties and advantages

- The system is available with a joggled (GK) or a butt cut (SG) click connector.
- T24/38 profiles are used for main and cross profiles.
- Module sizes 1200 x 600 and 600 x 600 mm are available.
- The maximum permitted ceiling weight is 9.2 kg/m².
- The ceiling system can be fixed using flexible hangers or wire hangers (2 mm diameter).
- Special perimeter constructions are required for fixed and flexible wall connections – please contact the Knauf AMF Technical Department with regards this matter.



The THERMATEX® Medical Range for healthcare facilities

Depending on the risk of infection present, rooms can be divided into different groups. The products stated here are examples and recommendations. The ceiling to be installed is to be specified dependent on the actual room situation and its requirements.



A Area A
low hygienic relevance

- Offices/administrative areas
- Foyers
- Corridors



B Area B
average hygienic relevance

- Examination rooms
- Laboratory areas
- Patient rooms
- Sanitary rooms
- Kitchen areas
- Bathrooms



C Area C
high hygienic relevance

- Operating theatres
- Intensive care



Fire protection

Whether you require a fire resistant construction or a fire protective ceiling, Knauf AMF offers different system solutions for both structural and independent fire protection. They contribute to fire protection whilst harmoniously integrating into the room concept design.



Hospital St. Angers,
France



AMF THERMATEX® surfaces	Class A	Class B	Class C	Surface	Hygiene (ASTM G21 / G22)	Cleanroom classification (ISO 14644-1)	Scrubability (ASTM D-2486) modified	Washability (ASTM D-4828) modified	Humidity	Permeability (DIN 18177)	Sound absorption (EN ISO 354)	Sound attenuation (as per ASTM E413-1/E1264 or EN ISO 10848)	Building material class (EN 13501-1/-2)
THERMATEX® Aquatec Medical (19 mm Thickness)				fleece facing	anti-microbial treatment against bacteria and fungi	ISO 3	✓	✓	up to 100 % RH	PM1 (≤ 30 m³/hm²)	$\alpha_w = 0.90$ NRC = 0.90	28 dB CAC	A2-s1, d0
THERMATEX® dB Aquatec Medical (19 mm Thickness)				fleece facing	anti-microbial treatment against bacteria and fungi	-	✓	✓	up to 100 % RH	PM1 (≤ 30 m³/hm²)	$\alpha_w = 0.70$ (H) NRC = 0.70	37 dB D _{nfw}	A2-s1, d0
THERMATEX® Alpha Medical (19 mm Thickness)				fleece facing	anti-microbial treatment against bacteria and fungi	ISO 4	✓	✓	up to 95 % RH	PM1 (≤ 30 m³/hm²)	$\alpha_w = 0.95$ (H) NRC = 0.90	28 dB D _{nfw}	A2-s1, d0
THERMATEX® dB Alpha Medical (22 mm Thickness)				fleece facing	anti-microbial treatment against bacteria and fungi	-	✓	✓	up to 95 % RH	PM1 (≤ 30 m³/hm²)	NRC = 0.80	40 dB CAC	A2-s1, d0
THERMATEX® Acoustic Medical (19 mm Thickness)				fleece facing	anti-microbial treatment against bacteria and fungi	ISO 4	✓	✓	up to 95 % RH	PM1 (≤ 30 m³/hm²)	$\alpha_w = 0.65$ (H) NRC = 0.70	38 dB D _{nfw}	A2-s1, d0
THERMATEX® dB Acoustic 24 Medical (24 mm Thickness)				fleece facing	anti-microbial treatment against bacteria and fungi	-	✓		up to 95 % RH	PM1 (≤ 30 m³/hm²)	$\alpha_w = 0.65$ (H) NRC = 0.70	42 dB CAC	A2-s1, d0

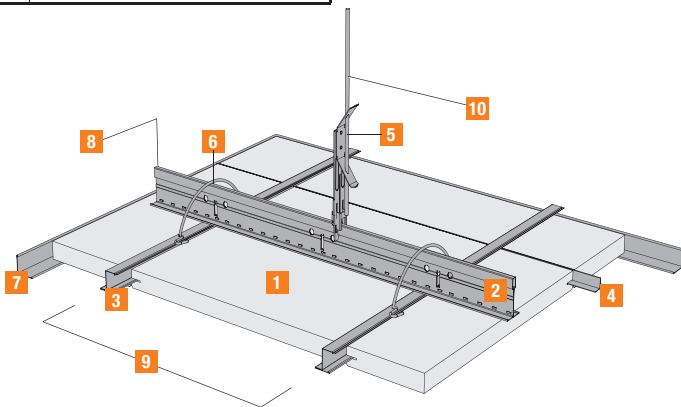
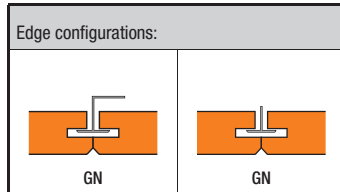
Systems

System A

Concealed Systems

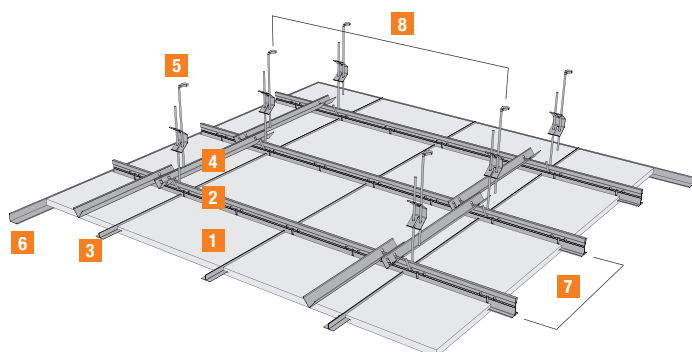
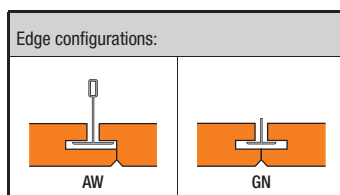
Variant System A 1.1

Product description A 1.1	
1	AMF THERMATEX® mineral tiles
2	Main runner T24/38 - 3600/3750
3	Z-main profile
4	T-cross profile
5	Splice for main runner
6	Hanger
7	Wire clips
8	Perimeter trim
9	Perimeter wedge
10	Main runner - centres
11	Main profile - centres
12	Hanger - centres



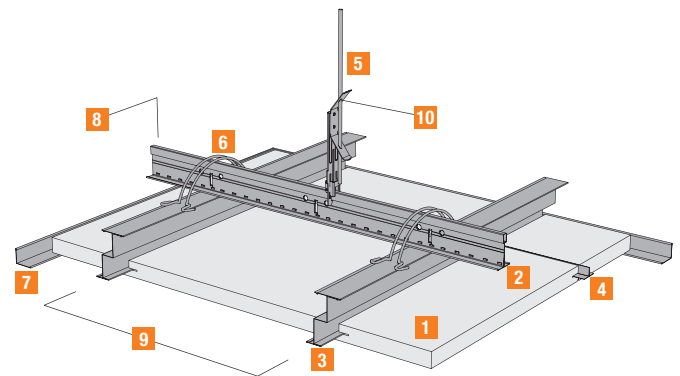
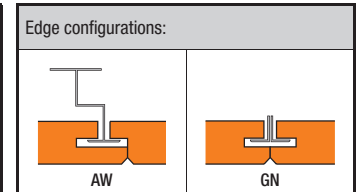
Variant System A 1.2

Product description A 1.2	
1	AMF THERMATEX® mineral tiles
2	T-main runner T24/38 - 3600/3750
3	L-cross profile
4	Spacer bar
5	Hanger
6	Perimeter trim
7	Perimeter wedge
8	Main runner - centres
9	Hanger - centres



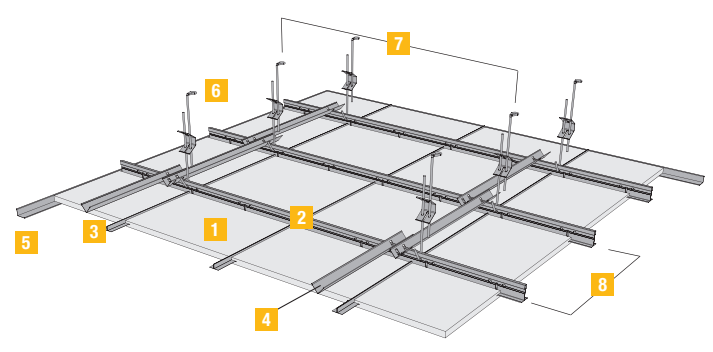
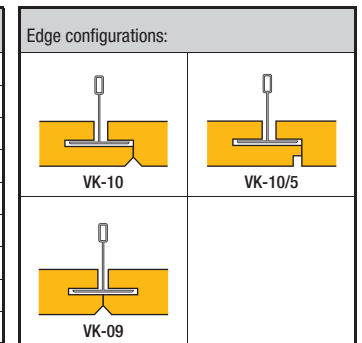
Variant System A 1.3

Product description A 1.3	
1	AMF THERMATEX® mineral tiles
2	Main runner T24/38 - 3600/3750
3	Z-main profile
4	L-cross profile
5	Splice for main runner
6	Hanger
7	Wire clips
8	Perimeter trim
9	Perimeter wedge
10	Main runner - centres
11	Main runner - centres
12	Hanger - centres max.



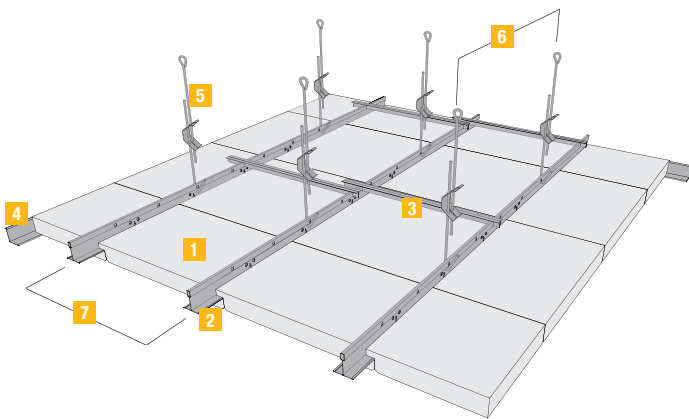
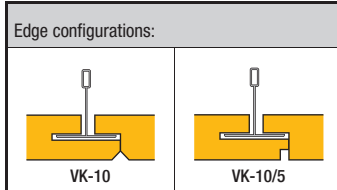
Variant System A 2.1

Product description A 2.1	
1	HERADESIGN® wood wool tile
2	Main runner T-35/38
3	Cross profile
4	Spacer bar
5	Perimeter trim
6	Hanger
7	Perimeter wedge
8	Hanger - centres max.
9	Main runner - centres



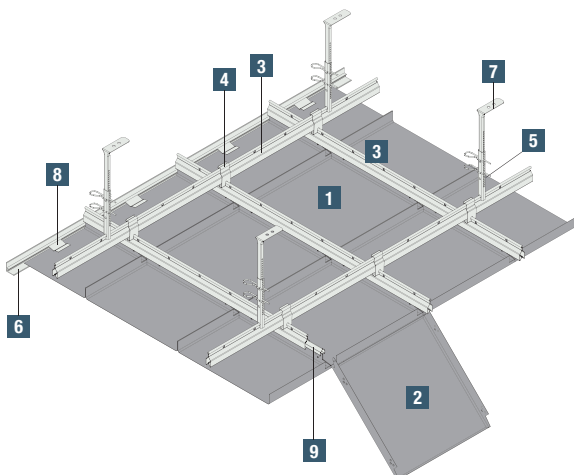
Variant System A 2.2

Product description A 2.2	
1	HERADESIGN® wood wool tile
2	Main runner T-35/38
3	Spacer bar
4	Perimeter trim
5	Hanger
	Perimeter wedge
6	Hanger - centres max.
7	Hanger - centres max.



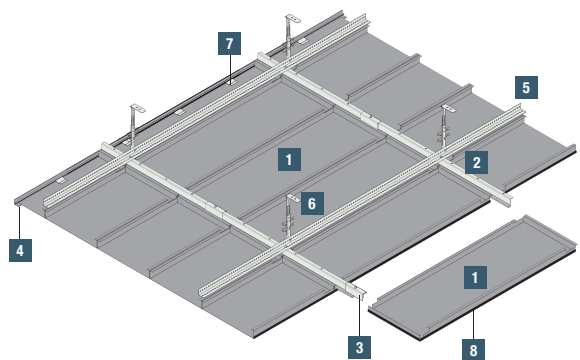
Variant System A 4.1

Product description A 4.1	
1	Clip-in metal tile-square/plank tiles
2	Clip-in/swing-down metal tile-square / plank tiles (optional)
3	Clip-in profile
4	Cross connector for clip-in profile
5	Nonius hanger (lower part)
6	Perimeter trim
	Shadow trim (optional)
7	Nonius hanger (upper part) sourced on site
8	Spring clip
9	Splice for clip-in profile



Variant System A 4.2

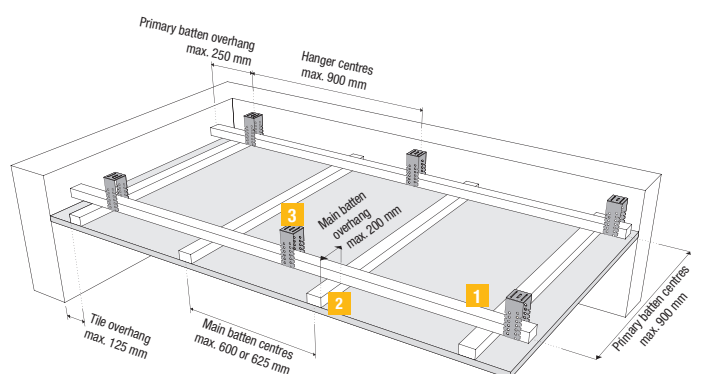
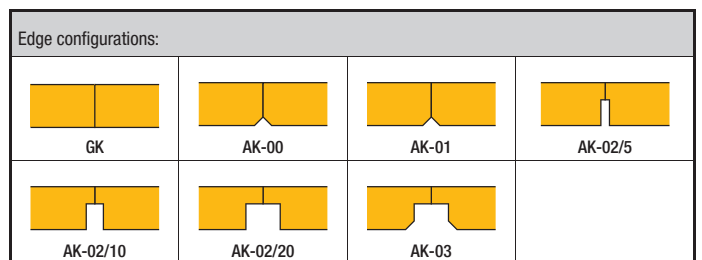
Product description A 4.2			
1	Metal tile for hook-on system	5	Grid angle
2	Z – hook-on profile		Grid angle connector
3	Z – hook-on profile connector	6	Nonius hanger
4	Perimeter trim	7	Spring clip
	Shadow trim (optional)	8	9 x 3 mm gasket



System B Screw-fix Systems

HERADESIGN® on wooden battens System B 2.1

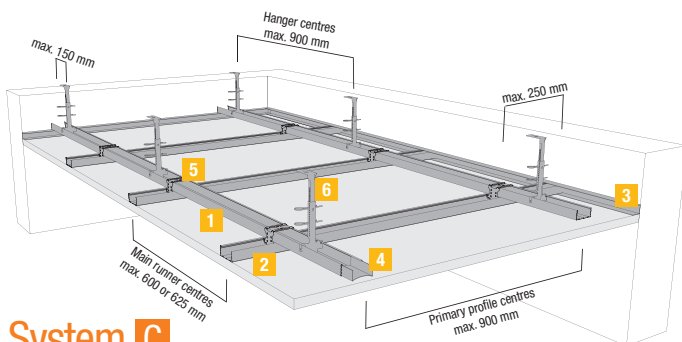
Material requirements B 2.1	
1	Primary batten 60/30 mm
2	Main batten 60/30 mm
3	Hanger



Systems

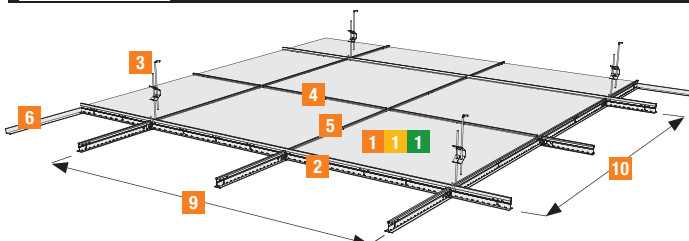
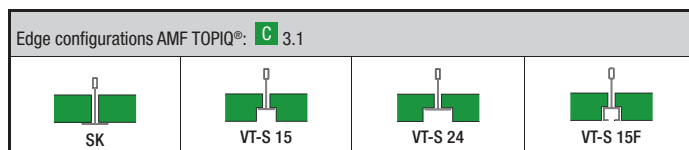
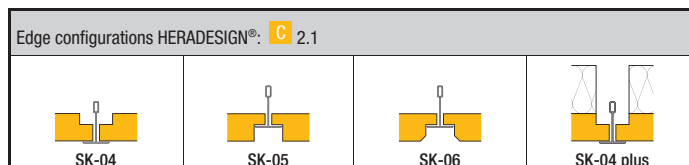
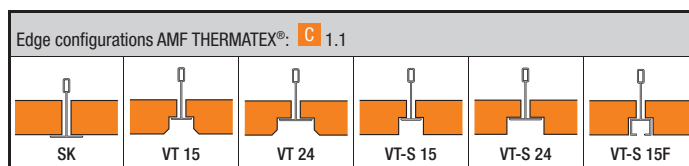
HERADESIGN® on CD-profiles System **B** 2.2

Material requirements B 2.2	
1	CD-primary profile 60/27/0.6 mm
2	CD-main profile 60/27/0.6 mm
3	E-wall connection profile
4	CD-splice connector
5	CD-cross connector
6	CD-Nonius hanger



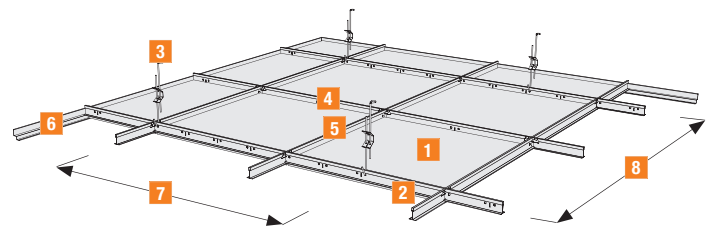
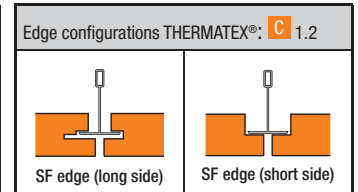
System **C** Exposed Systems

Product description C			
1	AMF THERMATEX® mineral tiles	4	T-cross profile 600/625
1	HERADESIGN® wood wool tiles		Hold down clip DFK (optional)
1	AMF TOPIQ®	6	L-wall angle RW/RWU metal
2	T-main profile T24/38 - 3750	9	Hanger centre
2	T-main profile T24/38 - 3600	10	Main runner centres
3	Quick hanger		Perimeter trim fixing centres



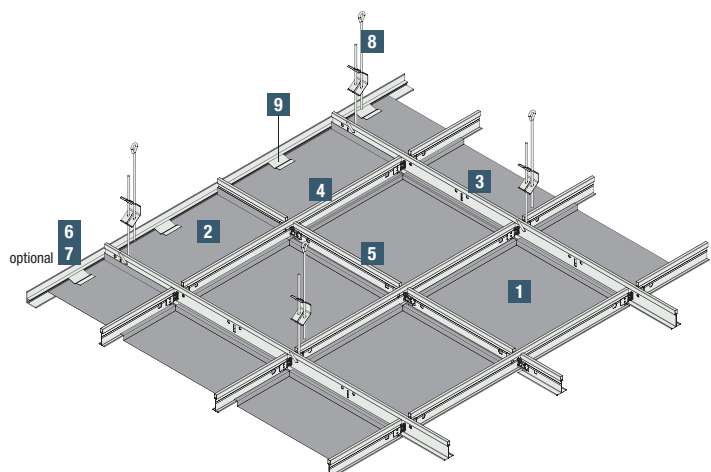
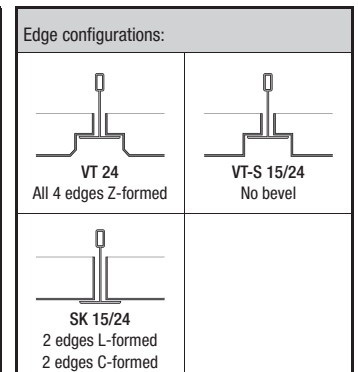
THERMATEX® SF Acoustic System **C** 1.2

Product description C 1.2	
1	AMF THERMATEX® mineral tiles
2	Main profile PH 3750
2	Main profile PH 3600
3	Quick hanger
4	Cross profile PH 600/625
5	Cross profile PH 1200/1250
6	Shadow trim 20/20/12/20
	Perimeter wedge
7	Hanger centres
8	Main profile centres
	Perimeter trim fixing centres



MONDENA® Lay-In System VT and SK **C** 4.1

Product description C	
1	Lay-in metal tile (VT edge)
2	Lay-in metal tile (SK edge)
3	Main profile T24
4	Cross profile T24 (butt cut)
5	Perimeter trim
6	Shadow trim (optional)
7	Hanger SoS
8	Hanger SoH (optional)
9	Spring clip

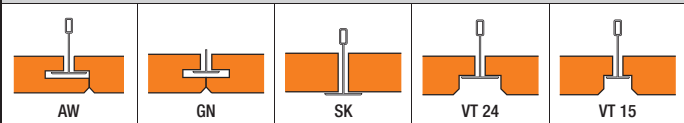


System F Free Span Systems

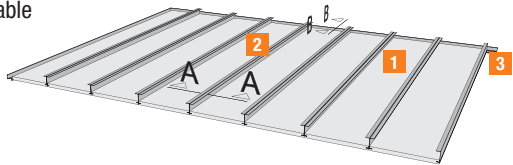
Product description F

1	AMF THERMATEX® mineral tiles	2	U main profile for variant F 1.1
2	T and Z main profile for variants F 1.2 and F 1.3	3	Perimeter trim

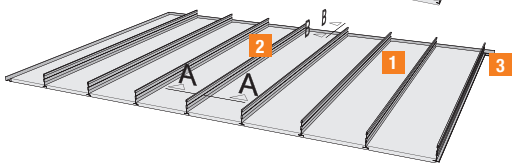
Edge configurations:



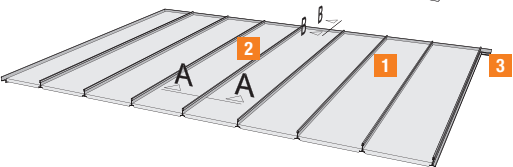
GN (non) demountable F 1.1



AW demountable F 1.2



VT demountable F 1.3

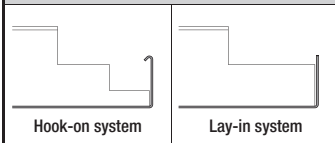


MONDENA® Corridor System F 4.1

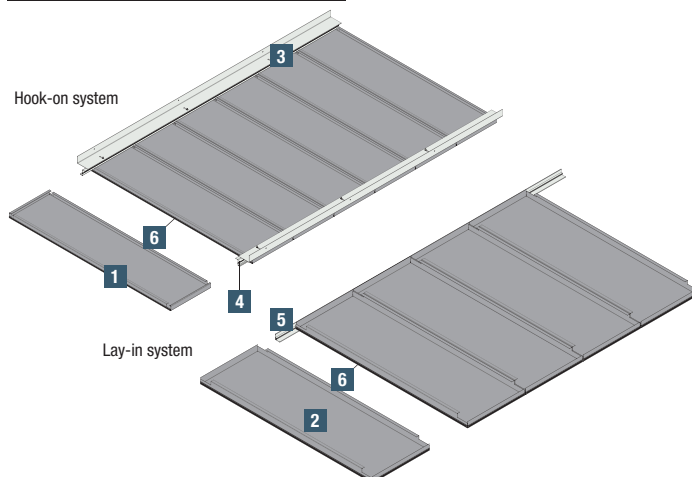
Product description F

1	Metal tile for hook-on system
2	Metal tile for lay-in system
3	L - wall angle with slotted holes for hook-on system
4	Z - hook-on profile for hook-on system
5	Perimeter trim for lay-in system (hook-on system at corridor ends)
6	Shadow trim for lay-in system (hook-on system at corridor ends)
6	9 x 3 mm gasket
6	Spring clip (optional with cut tiles)


Edge configurations:



Hook-on system



Lay-in system

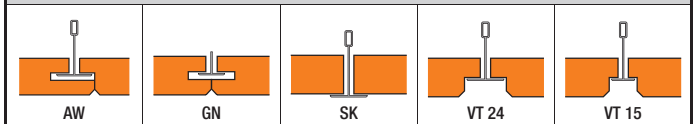


System I Parallel Systems

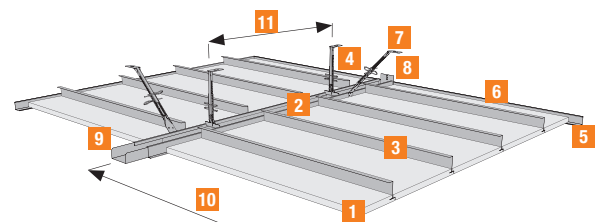
Product description I

1	AMF THERMATEX® mineral tiles	6	Perimeter wedge
2	Bandraster profile	7	Cross bracing
3	T or Z main profile	8	Perimeter fixing
4	U main profile	9	Bandraster connector
4	Hanger	10	Main profile centres
5	Security pin	11	Hanger centres
5	Perimeter trim		

Edge configurations:



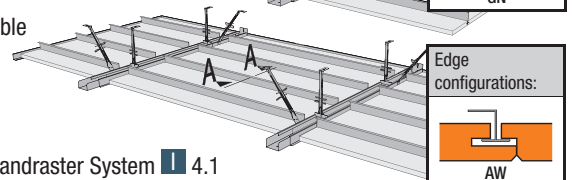
GN (non) demountable I 1.1



Edge configurations:



AW demountable I 1.2



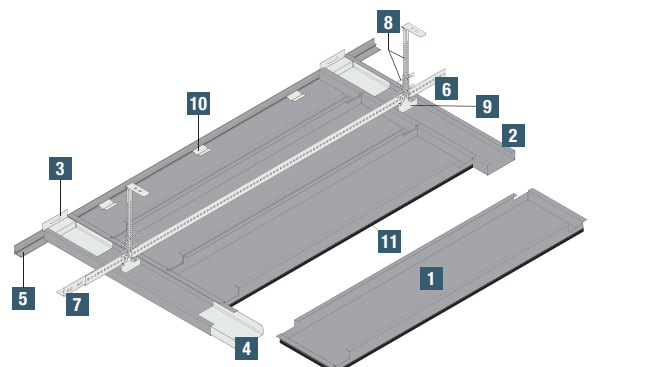
Edge configurations:



MONDENA® Bandraster System I 4.1

Product description I

1	Metal tile for C-Bandraster system Hook-on and lay-on version	6	Grid angle
2	C - Bandraster profile	7	Grid angle connector
2	Wall connector	8	Nonius upper part incl. 2 x security pins
3	Splice for C-Bandraster profile	9	Hanger connector (Nonius lower part)
4	Perimeter trim	10	Spring clip
5	Shadow trim (optional)	11	9 x 3 mm gasket
5	Perimeter trim		



AMF Middle East reference projects

U.A.E.

Dubai Airport Terminal 2
Abu Dhabi Future Schools – Phase 3
Nilona Towers
Borrouge Innovation Centre, Ruwais
Mafraq Dialysis Centre
Sofitel, Palm
Court house complex
Concourse III , Dubai Int'l Airport
Khalifa Port
Commercial Office , Academic City
Presidential Palace
German School
Manipal University
Dubai Airport Free Zone Authority
Motor City Community
Mirdiff Villas
LOB 16, JAFZA
Al Musallah Towers
Capricorn Tower
U-Bora Towers
Dubai Metro Green Line
Al Hamriya Free Zone
World Central Airport – Maktoum International
GEMS Wellington School
Meydan Race Course
Al Ghandi Showroom
Ferrari World Experience
Nation One Towers
Zayed University
Arzanah Medical Complex
Citibank
Dubai School College
Dubai Silicon Oasis
Gulf News Building
Horse Quarantine – Airport Expansion
Al Habtoor Resort
First Gulf Bank Arena
Ghayati Community Hospital
Al Silaa Hospital
Tawam Hospital
DHCC Hotel
Shuwamekh School – Abu Dhabi Future Schools (Phase4)
Al Shuwaib School
Al Wagan Hospital
Al Amal Psychiatric Hospital
University of Dubai
IKEA Distribution Center at DWC
Supreme Council
Iranian School
Dubai International Airport - Concourse D
National Rehabilitation Centre
Shoba Hartland School
Bollywood Theme Park
Sparkle Tower
Abu Dhabi Education Council Future Schools programme
Al Mamoura School
Arcadia School
Institute of Applied Technology
Master Training Facility
Etihad Museum
KEO Office at Rolex Tower

Ministry of Climate Change & Environment
Warner Bros, Abu Dhabi
Repton School, Reem Island
Al Ain Hospital
Dar Al Shifaa Hospital, Abu Dhabi
Burjeel Medical City
Landmark Group Corporate Offices
Dubai Airport Extension
Meydan Racecourse
Loucie Lois School
Secondary Technical School

QATAR

Qatar Petroleum Headquarters
ABM Military College
Royal Plaza
Al Jabor Office Building
Rasgas
Senior Club at Ras Gas at Al Khor
Intercontinental Hotel
Ghuwairiyah School
Qatar Petroleum PS 4 Offshore Drilling
Ras Laffan
D.C Foxhill
Doha North Sewage Treatment
Globex
Ministry of Interiors
Armed Forces
Naufar
Family Consulting Centre
HMC Orthopedic Clinic
T.B Unit
Al Meera Store
Health and Wellness Centre
Palestinian School
Al Banda Milk Factory
Lusial Tower
VOX cinemas
West Bay Clinic
Al Andalus School
Harvey Nichols Store
Doha Metro-Red Line
Asset Affairs Office Building
Al Udeid Air Base
Armed Force Combined Clinic
Panorama Tower
Qatar Olympic Sports Museum
Health is Wealth

SAUDI ARABIA

Abalkhair Business Centre
Technical College (Phase 1&2)
Abdul Aziz A.Aba Alkhail Commercial Offices
King Abdul Aziz University (Phase 1)
King Fahad Military Hospital
Technical & Vocational Training Corporation
Security Unit & Security Forces (Package 4)
Tarouk Hospital
Al Mana Hospital

ITCC Towers (Phase 1&2)
 IKEA Store
 Petrokemia
 Al Dara Hospital Riyadh
 Al Rajhi Bank Riyadh
 KAP-4
 Community Centre Dhahran
 Al Fanar HQ
 King Khalid Air Base, Abha
 Dammam University
 SANG-Specialized Hospital
 Misk School
 KAP 2
 Mayasem Primary School
 SEC HQ Building Complex
 SAMA HQ
 Al Bustan & Emaar (5th Floor)
 Tabuk Border
 Radisson Blu Hotel
 Al Rajhi Bank
 King Abdullah University of Science & Technology (KAUST)
 Royal Commission School

KUWAIT

Coast Guard Headquarter
 Union Co-operative Society
 BMW Showroom
 Al Hamra & Firdous Mixed Use Development
 Safat American Hospital
 National Guard Kuwait City
 360 Mall Kuwait City
 Bader Al Mulla Secondary School
 Secondary Schools Kuwait City
 KNPC Kuwait City
 LSC Offices Kuwait City
 Kuwait University, College of Business
 Kuwait University, College of Women
 Mussaed Al-Saleh Health Center (Moh project)
 Alargan Auditorium
 Infectious Disease Hospital
 Jahra Hospital
 Hawally Police HQ
 VW Showroom
 Hawally Courts Complex
 British Council
 Kuwait International Airport, Terminal 2
 Kuwait Cancer Centre
 Eataly Restaurant
 Central Body Shop
 American International University

BAHRAIN

Saint Christopher School (Phase 1 & 2)
 Kempinski Hotel at Bahrain City Centre
 Hawar International School - Riffa
 Al Ruwad School - Hamala
 Sofitel Resort Hotel
 Standard Chartered Bank
 Bahrain Financial Harbour

GEMS Building at HIDD
 Sofitel Resort Hotel - Zallaq
 WWTP – BAPCO - Awali
 Water Treatment Plant
 Noor Al Diyar Private School
 Sorting Post Office, HIDD
 EWA Pumpstations
 Gulf Aviation Company (GAC)
 HIDA

OMAN

Sultan Qaboos University
 Muscat International Airport
 Knowledge Of Muscat (KOM)
 Oman Botanical Garden
 Ministry of Legal Affairs
 Military Training College
 Jabal Al Akhdar Resort Hotel
 Construction of TRA HQ
 Data Centre – Suhail Bahwan Group
 Oman Medical College
 City Centre Cinema
 PAC Duqum
 Ministry of Man Power
 Saraya Bandar Jissah
 Muscat & Salalah Airports
 Kempinski Hotel
 Ministry of Education
 Oman Maritime Security Centre
 Oman Oil
 Grand Mall
 Oman LNG School
 American British Academy
 Permanent Accommodation for Contracting
 Oman Oil Refinery & Petroleum

JORDAN

Al Abdali Cinema
 Saraya Aqaba
 Cairo Amman Bank
 Queen Alia Military Hospital
 Clemenceau Medical
 Schools for Knowledge Economy (USAID)
 KADDB-Al Mafrag



LEBANON

BCD Cinemas
 University of Alba
 Hotel- Dieu de France

IRAQ

Kuwait Surgical Complex Hospital, Basra







Knauf AMF Dubai
Phase 5 East, A Block,
Office # 847, Dubai Airport
Free Zone Authority
P.O. Box: 293713, Dubai

Tel.: +971 (4) 609 / 1805

Fax: +971 (4) 609 / 1806

amfgcc@knaufamf.com
www.knaufamf.com

Knauf AMF GmbH & Co. KG
Elsenthal 15, 94481 Grafenau
Germany

Tel.: +49 8552 422-0

Fax: +49 8552 422-32

info@knaufamf.de
www.knaufamf.com

knaufamf.com

