

Product description

Lady Effects Glaze is a high quality oil based glaze suitable for use in painting techniques such as colour washing, glazing, sponging, marbling, flame, ragging and other types of innovative finishes.

Recommended use

Ideal for design oriented interiors.

Note that all previously painted surfaces can be glazed eg. wooden surfaces, door panels, furniture and walls.

Technical information

Theoretical spreading rate: Depending on the thickness applied. Approximately 34 sq.m/ltr/coat.

Limited colour range on Jotun Multicolor machine that could be used on different base coat colours.

Solids (vol%): 43±2 according to the ISO 3233:1998 (E)

Preparation and application

The surface must be dry, clean and an undamaged primer or undercoat.

Lady Effects Glaze is to be used as a top coat on a background paint best recommended according to the design.

The temperature of the substrate should be min. 10°C and min. 3°C above the dew point of the air, temperature and relative humidity measured in the vicinity of the substrate.

Recommended tools: Brush or Roller
However you can always use cotton, a rag, sponge or any other tool for doing your technique.

Lady Effects Glaze must always be diluted 10-40% before use, in order to get the desired effect. The thinner used is Jotun Thinner No 2.

Typical Paint System

On wooden surfaces:

Bengalac woodprimer	1 coat
Stucco	2 coats
Fenomastic Enamel Semi-gloss	2 coats
Lady Effects Glaze	1 coat

On cement plaster or gypsum board:

PVA primer/Fenomastic emulsion primer	1 coat
Stucco	2 coats
Fenomastic Enamel Semi-gloss	2 coats
Lady Effects Glaze	1 coat


Other systems may be specified, depending on area of use.

Other effects could be done with Lady Effects Glaze, please check Jotun Techniques brochure.

Kunooz



Asala



Lamasat



Rukham




Please check our Lady Effects range for different effects on your walls.

Lady Effects Pearl



Lady Effects Stucco Anticca



Lady Effects Metallic



133.999K/0410/0550070



No.1 in Paints

www.jotun.com/me - http://lady.jotun.com

JOTUN U.A.E. LTD. (L.L.C.) DUBAI - U.A.E.

JOTUN ABU DHABI (L.L.C.) ABU DHABI - U.A.E.

JOTUN SAUDIA CO. LTD. JEDDAH - SAUDI ARABIA

JOTUN PAINTS CO. L.L.C. MUSCAT - OMAN

EL MOHANDES JOTUN S.A.E. CAIRO - EGYPT

JOTUN KUWAIT KUWAIT

JOTUN QATAR DOHA - QATAR

JOTUN BAHRAIN MANAMA - BAHRAIN

TEL: +971 4 3395000

TEL: +971 2 5510300

TEL: +966 2 6350535

TEL: +968 24446100

TEL: +20 2 22651800

TEL: +965 247 43014

TEL: +974 4412728

TEL: +973 17 729311

FAX: +971 4 3380666

FAX: +971 2 5510232

FAX: +966 2 6362483

FAX: +968 24446105

FAX: +20 2 22651801

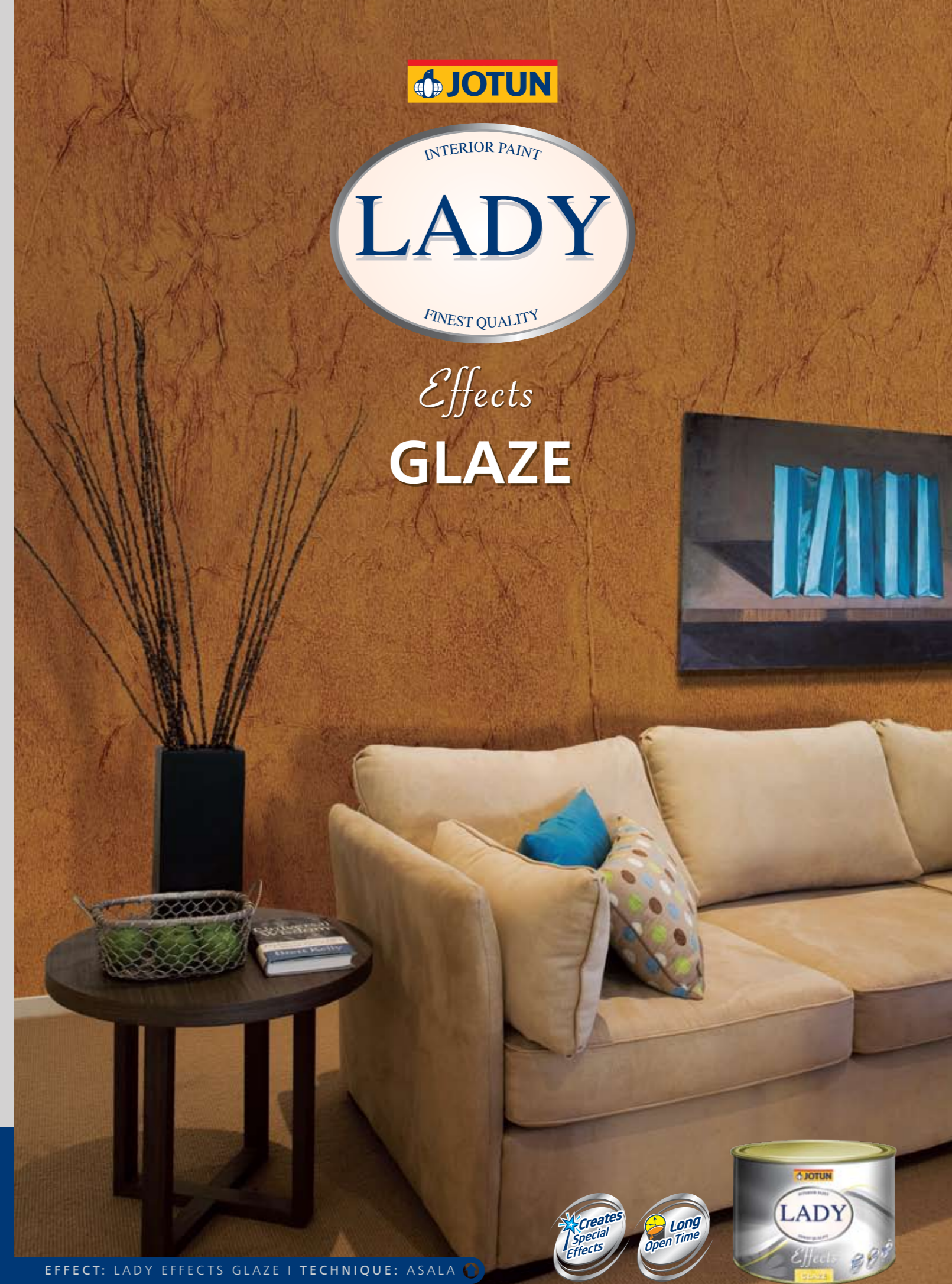
FAX: +965 247 30608

FAX: +974 4415608

FAX: +973 17 825641



Effects
GLAZE

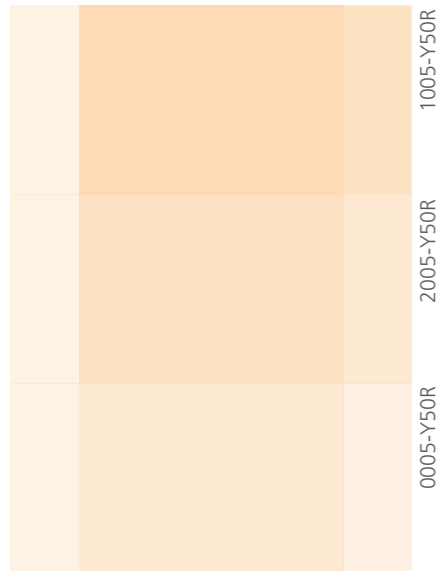


EFFECT: LADY EFFECTS GLAZE | TECHNIQUE: ASALA

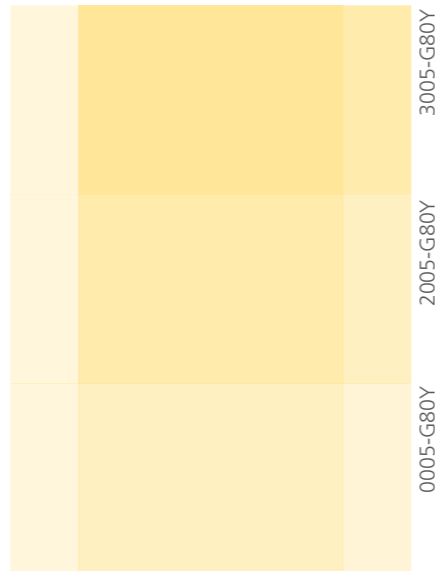


Lady Effects Glaze Colour


To get the effect shown in the samples below, just apply the tinted Lady Effects Glaze on a Fenomastic Enamel Semi-gloss base coat. Depending on the combination of colours used you can get various final shades.




Grey Shadow 9080




Iron Black 9082



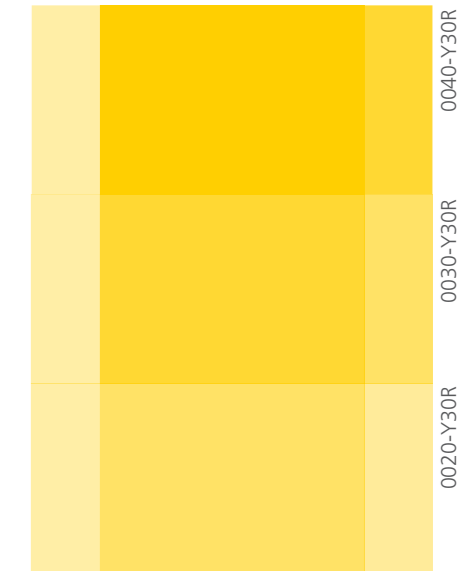
Burnt Umber 9077



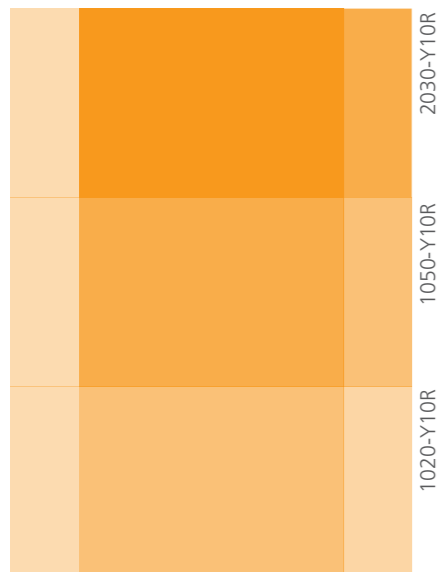
Raw Umber 9081



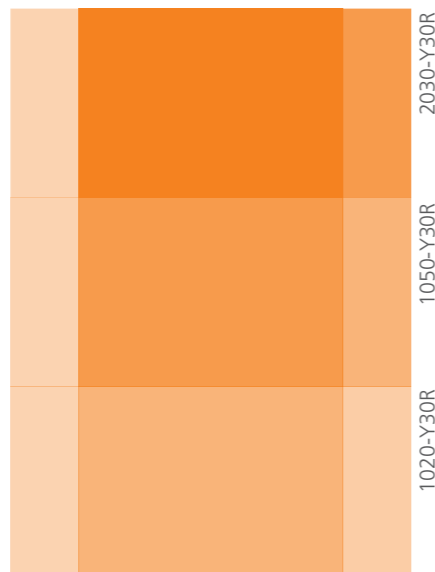
Yellow 9085



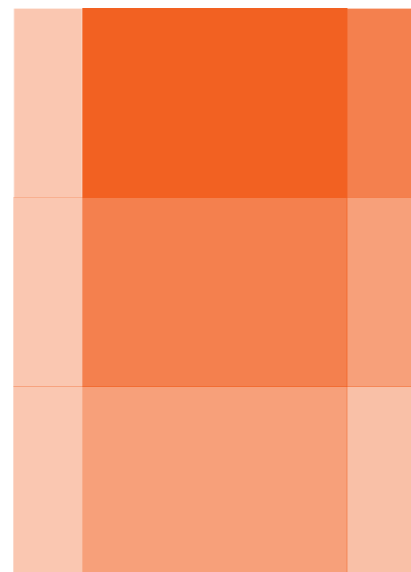
Yellowish Red 9084



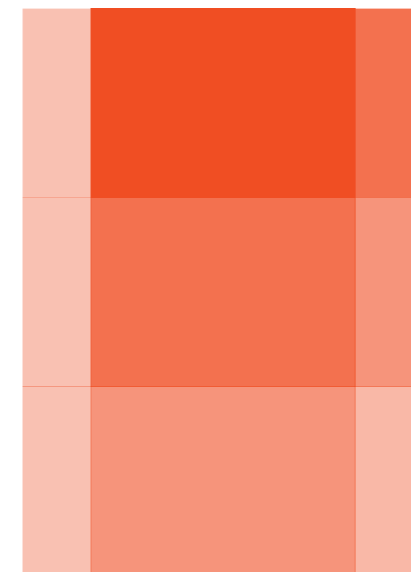
Raw Sienna 9078




Dark Ochre 9083



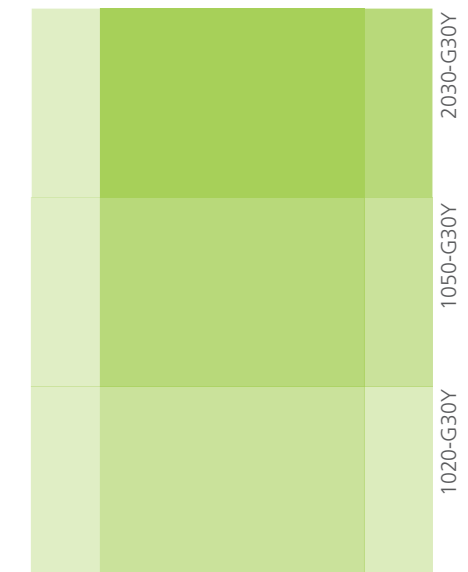
Red 9136



English Red 9135

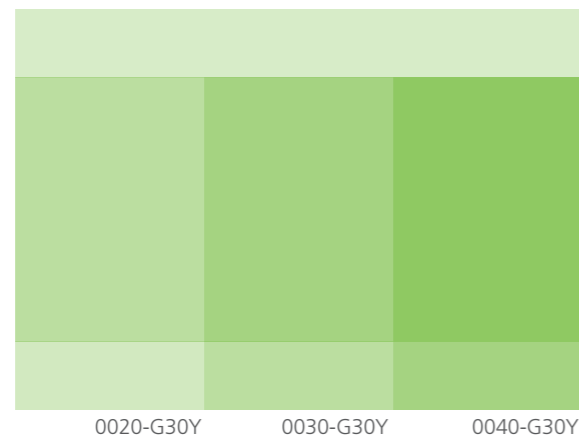


Greenish Yellow 9711

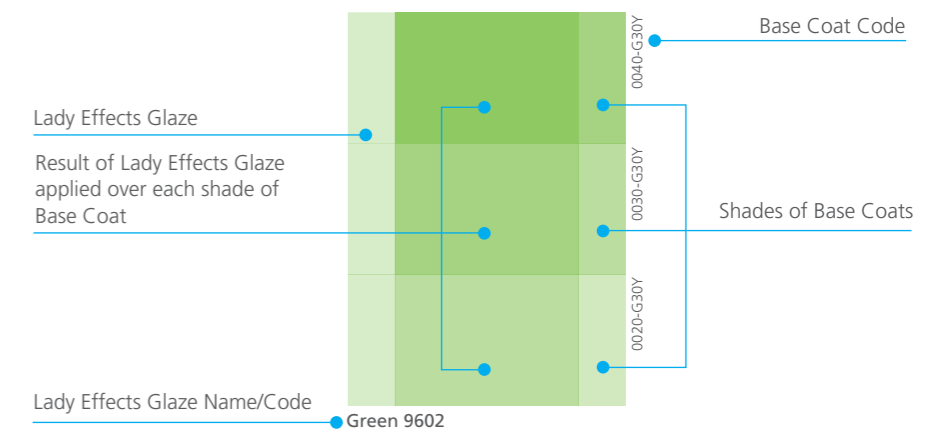


Green Earth 9079

Green 9602



0020-G30Y 0030-G30Y 0040-G30Y



Application procedure

Alongside is a sample of how different shades would appear when painted with a coat of Lady Effects Glaze over it.