

## Product description

Lady Effects Pearl is a high quality, water borne product and is ideal to create a shimmering wall finish. Lady Effects Pearl produces a finish that is lustrous as well as tranquil thereby offering numerous colourful solutions for interior decoration.

## Recommended use

Lady Effects Pearl is specially formulated for interior use on plaster, concrete, gypsum board, MDF, plywood etc. It is highly recommended for prestigious interiors such as hotels, restaurants, luxury villas, palaces, mosques, museums and art galleries, foyers and lobbies etc.

## Technical information

Theoretical spreading rate: 8-10 sq.m/ltr/coat

Limited colour range on Jotun Multicolor machine.

Solids (vol%) : 36±2 according to the ISO 3233:1998 (E) Semigloss.

## Preparation and application

The surface must be dry, clean and free from dust.

The temperature of the substrate should be min. 10°C and min. 3°C above the dew point of the air, temperature and humidity measured in the vicinity of the substrate.

Fill any imperfections with Jotun Stucco after application of PVA primer, seal the surface with 2 coats of Fenomastic Emulsion Matt paint in similar colour to Lady Effects Pearl.

Recommended tool: Spatula/Trowel (Plastic or Stainless steel)

Apply Lady Effects Pearl into small areas by using the tool, smooth the material to obtain a truly level surface.

It is highly recommended that Lady Effects Pearl is applied by a skilled painter and professional painter.

Lady Effects Pearl could be diluted with water or Metallic Thinner.

## Typical Paint System

PVA primer/Fenomastic emulsion primer	1 coat
Stucco	2 coats
Fenomastic Emulsion Matt (40% dilution)	2 coats
Lady Effects Pearl	1 to 2 coats

Other systems may be specified, depending on area of use.

Other effects could be done with Lady Effects Pearl, please check Jotun Techniques brochure.

Amwaj

Ahlam

Hadeer

Naseej

Please check our Lady Effects range for different effects on your walls.

Lady Effects Glaze

Lady Effects Stucco Anticca

Lady Effects Metallic



143.700K/0410/0540023



No.1 in Paints

www.jotun.com/me - http://lady.jotun.com

JOTUN U.A.E. LTD. (L.L.C.) DUBAI - U.A.E.

JOTUN ABU DHABI (L.L.C.) ABU DHABI - U.A.E.

JOTUN SAUDIA CO. LTD. JEDDAH - SAUDI ARABIA

JOTUN PAINTS CO. L.L.C. MUSCAT - OMAN

EL MOHANDES JOTUN S.A.E. CAIRO - EGYPT

JOTUN KUWAIT KUWAIT

JOTUN QATAR DOHA - QATAR

JOTUN BAHRAIN MANAMA - BAHRAIN

TEL: +971 4 3395000

TEL: +971 2 5510300

TEL: +966 2 6350535

TEL: +968 24446100

TEL: +20 2 22651800

TEL: +965 247 43014

TEL: +974 4412728

TEL: +973 17 729311

FAX: +971 4 3380666

FAX: +971 2 5510232

FAX: +966 2 6362483

FAX: +968 24446105

FAX: +20 2 22651801

FAX: +965 247 30608

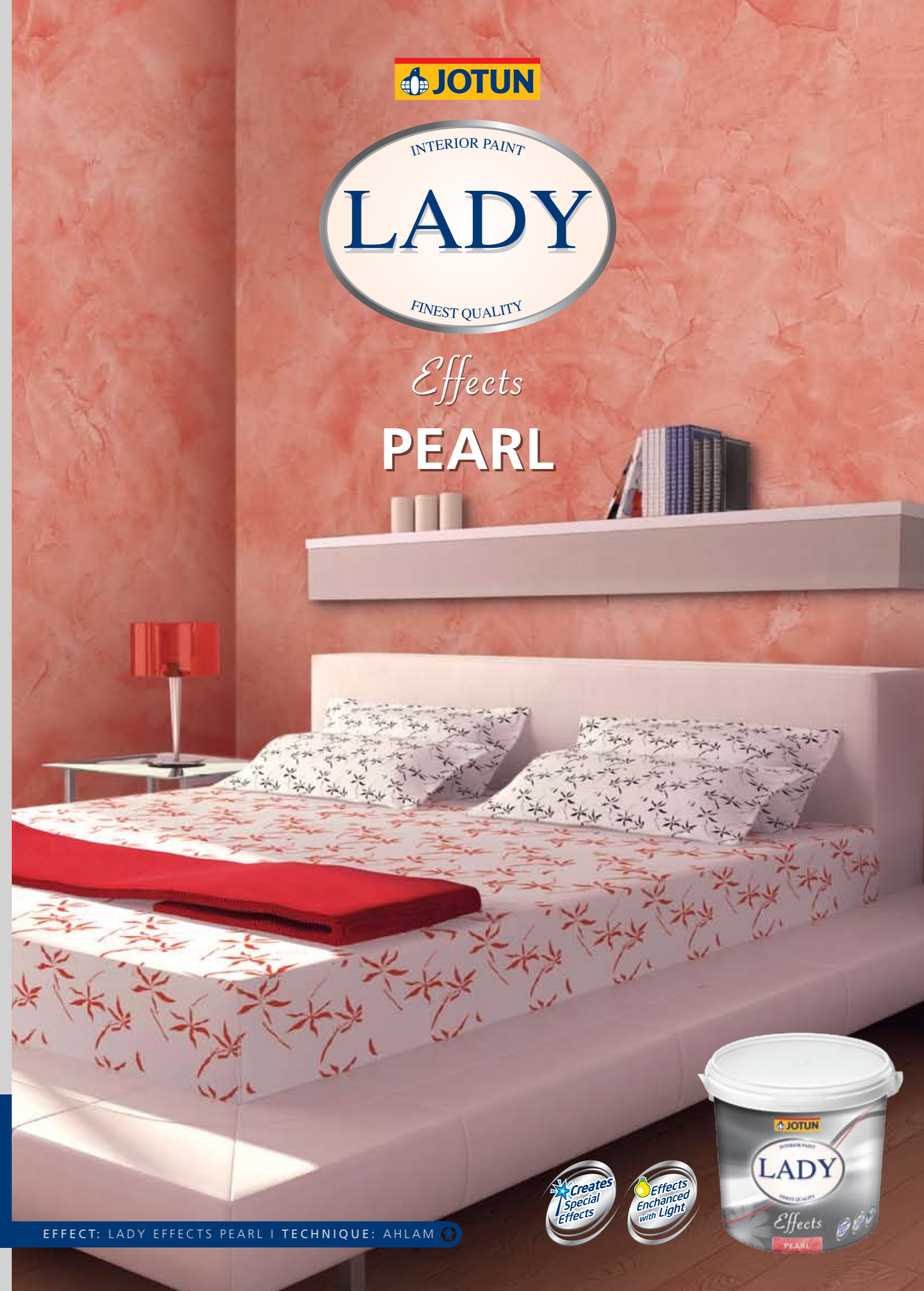
FAX: +974 4415608

FAX: +973 17 825641



Effects

PEARL




EFFECT: LADY EFFECTS PEARL | TECHNIQUE: AHLAM



# Lady Effects Pearl Colour


To get the effect shown in the samples below apply PVA primer/ Fenomastic Emulsion Primer, then 2 coats of Stucco, apply 2 coats of Fenomastic Emulsion Matt diluted and then apply in a criss-cross motion a first coat of Lady Effects Pearl. After its dry, apply a second coat of Lady Effects Pearl in the same manner.




**Vivo 7469**  
Base coat: S 1030G




**Bruno 7468**  
Base coat: S 4502G




**Cavata 3281**  
Base coat: S1060 R10B




**Sole 10137**  
Base coat: S1040 Y20R



**Blentana 5324**  
Base coat: S2030B



**Giove 4572**  
Base coat: S2040 R50B




**Menta 7470**  
Base coat: S 2040 G30Y




**Gelato 9946**  
Base coat: S 2500 N



**Rosa 3280**  
Base coat: 0020R



**Venere 8373**  
Base coat: S0530 G90Y



**Carico 5323**  
Base coat: S3040 B40G



**Urano 4571**  
Base coat: S3030 R90B



**Sedano 7471**  
Base coat: S 0540 G30Y




**Platino 5325**  
Base coat: S 2502B




**Flor 2678**  
Base coat: 1060Y85R



**Citricos 10140**  
Base coat: S0530 Y10R



**Nettuno 6066**  
Base coat: S2020 B70G



**Ourjouan 3282**  
Base coat: S3040 R30B



**Melanzana 2677**  
Base coat: S 6010 Y90R



**Gioco 10138**  
Base coat: S1010 Y20R



**Celeste 5326**  
Base coat: S1050 B40G



**Mirtillo 4574**  
Base coat: 1060 R70B



**Sabbia 10139**  
Base coat: S1010 Y40R



**Pizzara 5327**  
Base coat: S3040 B10G



**Morado 4573**  
Base coat: S6010 R50B