




PERLA

Schröder 

KINEPOLIS

PERLA



4 - 6m

DIFFERENT AND INTELLIGENT LIGHTING FOR THE CITY

The Perla luminaire offers an intelligent LED-based lighting system.

The use of LEDs permits low height installations (4 metres) under foliage, without generating intrusive light for the inhabitants of buildings.

Depending on the chosen photometry, the Perla meets the necessary requirements for lighting streets, squares and parks. With a rear bracket, it can be installed, when necessary, to light a service road or a wide pavement. The wall bracket can be chosen to light narrow streets or any space where the presence of lighting columns is not permitted.

The control gear is located in the support (lighting column or wall bracket).

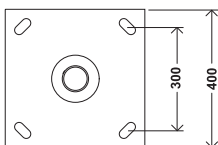
A PRECIOUS RING IN THE URBAN NIGHT

The Perla's sober and pure line plays an important aesthetic role both by day and night.

By day, the luminaire's curve allows the sky and the architectural environment to peek through. By night, the LEDs in a circular form give life to a ring of light that floats in the darkness of the city. The blue LEDs further accentuate this presence.

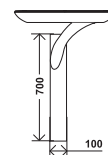
Colour: AKZO black 200 sanded / AKZO grey 900 sanded / Soprano 5 silver / Annapurna white
Any other RAL or AKZO colour upon request

MOUNTING BASE

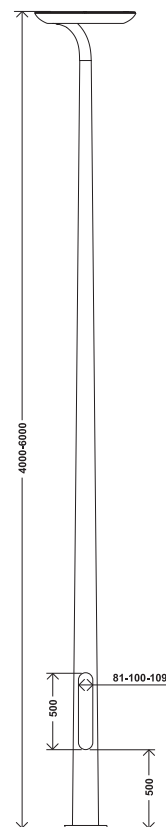


Other mounting configurations upon request

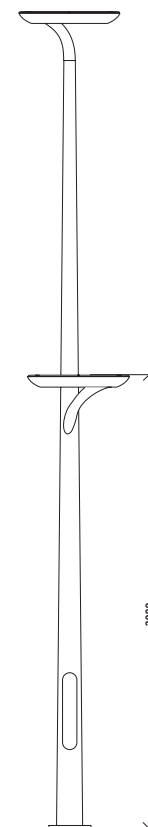
WALL BRACKET



STRAIGHT POLE



POLE WITH REAR BRACKET



PERLA





Design: Michel Tortel

CHARACTERISTICS – LUMINAIRE

LED optical compartment tightness level:	IP 66 ^(*)
Electronic compartment tightness level:	IP 44 ^(*)
Impact resistance (PC):	IK 09 ^(**)
Nominal voltage:	230 V - 50 Hz
Electrical class:	I or II ^(*)
Weight:	8 kg

(*) according to IEC - EN 60598

(**) according to IEC - EN 62262

PHOTOMETRY

High-power white LEDs

Type	Cree XP-G	
Maintained luminous flux $\phi_a = 35^\circ\text{C}$	60.000 hours – at L90 ^(*)	100.000 h - at L70 ^(*)

^(*) L90 and L70 mean that after the number of hours indicated, the luminaire maintains 90% or 70% of its initial luminous flux.

OrientoFlex®



	White	White + Blue
Maximum number of LEDs	64 White LEDs	64 White LEDs + 32 Blue
Power consumption	73 W	73 W
Colour temperature white LEDs	3500 K	3500 K + Blue
Nominal flux at 350mA	114 lm/LED ^(**)	114 lm/LED ^(**)

(**) The nominal flux is an indicative LED flux @ $t_j 25^\circ\text{C}$ based on LED manufacturer's data. The real flux output of the luminaire depends on environmental conditions (e.g. temperature and pollution) and the optical efficiency of luminaire. Nominal flux depends on the type of LED in use and likely to change in accordance with the continuous and rapid developments in LED technology. To follow the progress of the luminous efficiency of the LEDs used, please visit our website.

LEDs TO MAKE A DIFFERENCE

The original aesthetic design of the Perla luminaire is a triumph of sobriety and elegance for the intrinsic performance of an intelligent lighting system based on the use of LEDs.

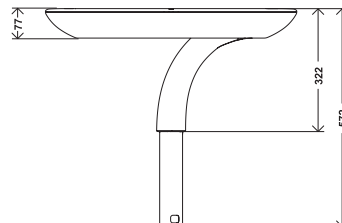
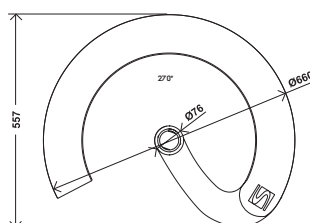
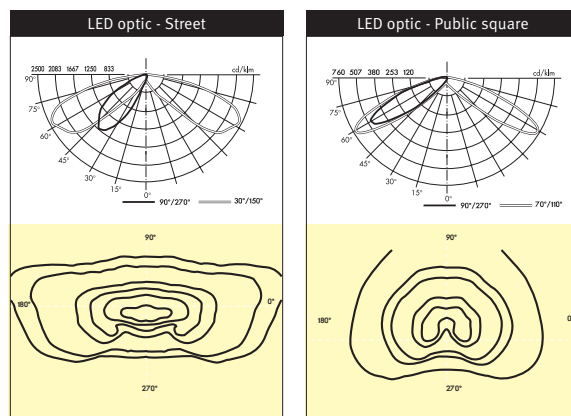
The luminaire's curve is perfectly designed to satisfy the LEDs' very directional luminous beam. Given the Perla's circular design, the luminous flux can be directed exactly where it is needed and with the intensity desired.

The optical compartment consists of 64 high-power white LEDs distributed over 16 modules that are independently oriented and tilted depending on the type of light distribution required.

The Perla stands out due to a remarkable colour temperature, an excellent uniformity of illuminance and optimal visual comfort.

The Perla luminaire has an aluminium body and an impact resistant, anti-UV injected polycarbonate protector.

LIGHT DISTRIBUTION



CREATION OF AMBIANCE

The distinctive design of the Perla guarantees a valuable presence in the public space. The Perla is equipped with a ring of blue LEDs that accentuate the luminaire's nocturnal presence. A version is also available without this ring of blue LEDs.

OWLET SOLUTIONS TO MAXIMISE SAVINGS

With Schröder's wide range of Owlet control solutions, your lighting scheme becomes intelligent. Our system approach allows you to use light in the smartest way, with the right level, in the right place and at the right moment. You save energy, lengthen the life of your lighting installation, reduce maintenance costs, enhance comfort and increase safety. Our range of solutions encompasses systems for small areas to complete city networks in order to perfectly suit your requests and your targets in terms of savings. The Perla luminaire can operate with a scheduled dimming system, a Constant Light Output (CLO) or a complete remote Owlet management system. It can also be equipped with a motion detection unit.

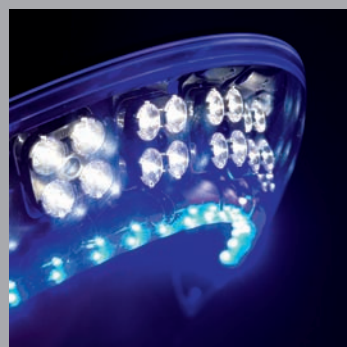
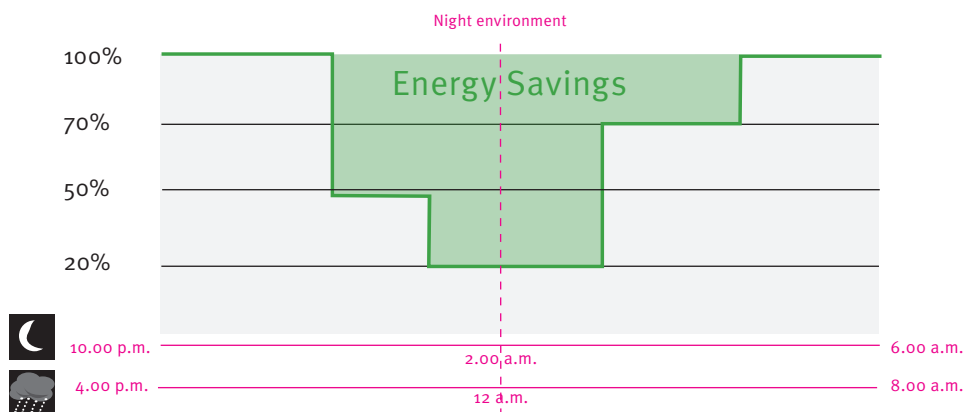
FLEXIBLE SCHEDULED DIMMING

With intelligent ballasts incorporated in the Perla luminaire, we can help you to choose your own optimum dimming system.

The 5-level dimming programme ensures that you can adapt the lighting level to the needs of the place and the time. Intelligent ballasts work autonomously by taking switch-on and switch-off times as reference points.


This means that the system will adapt itself all through the year according to the seasons and the sunset/sunrise.

By using light when and where it is necessary, with your own scheduled dimming programme, you can easily achieve energy savings of over 25%.



LEDs FOR INSTALLATION AT LOW HEIGHT

Given their intrinsic characteristics, LEDs permit a lower installation height. Lighting can thereby be installed under the foliage of trees, which is not possible with classic lighting.



PRECISE AND FLEXIBLE PHOTOMETRY

LEDs equipped with specific lenses offer a very directional flux and make it possible to perfectly control the desired light distribution. The Perla's 64 LEDs are distributed over 16 modules oriented and tilted according to the type of photometry.

The curved design of the optical compartment ideally meets the requirement of lighting correctly according to the desired levels and intensities.

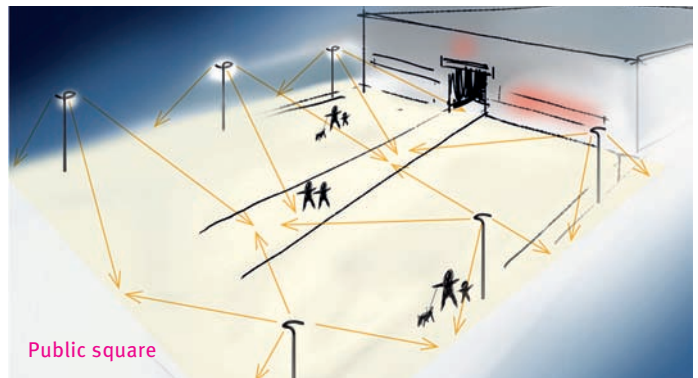


The Perla luminaire offers 3 configurations:

Street: photometric distribution suited to lighting public roads, streets and lanes.

Public square: photometric distribution designed for lighting squares, parks, car parks, etc.

Service road: this variant applies to the "rear bracket" and "wall bracket" versions that are installed at an intermediate height for lighting alleys, pavements or service roads. Thanks to the Adjustable Output Current (AOC) feature, the light level is adapted to meet the specific requirements.





PERLA

PERLA





Solutions



Well-being



Safety



Sustainability