



# **AMF THERMATEX®**


## Product Catalogue






## Knauf AMF

Complete system solutions from the experts in suspended ceilings – all from a single source



# AMF THERMATEX® – “functional and innovative“

The tiles, produced using a wet-felt process, are considered to be an international benchmark for quality standards and functional product properties. AMF THERMATEX® sets pioneering trends in the functional-aesthetic concept of modular ceilings.



## AMF THERMATEX®

Function, design, innovation	04
Service portal	05
Environmental network Knauf AMF	06
Acoustics	08
Fire protection	12
Function icons	17

## Product info

AMF THERMATEX® Classic ceiling designs	20
AMF THERMATEX® Acoustic ceilings	32
AMF THERMATEX® Hygiene ceilings	46
AMF THERMATEX® Design ceilings	60

## Special products

Ceiling rafts, baffles and wall absorbers	82
AMF THERMATEX® ceiling rafts	84
AMF THERMATEX® baffles	90
AMF THERMATEX® wall absorbers	98
THERMATEX® Soundmosaic	100
THERMATEX® Beamex System	101

## Systems

AMF VENTATEC®	104
DONN®	106
System C	108
System F	112
System I	116
System A	118
System F30 Uno	120
System F30 Dual + Metal	121

## Service

General guidelines	122
--------------------	-----

## Product overview

Surfaces	124
Special products	125





## AMF THERMATEX®


# Function meets design and sets innovative trends in modular ceiling solutions

For decades, the internationally established brand **AMF THERMATEX®** has stood for high performance in functional product properties, constant high product and service quality and maximum system safety.

**AMF THERMATEX®** ceiling tiles, produced using a wet-felt process, are made of bio-soluble mineral wool, perlite, clay and starch and are therefore based on natural, sustainable and renewable raw materials. Production control through an ISO quality and environmental management process guarantees consistent high quality and safety as well as the environmental security of the mineral wool used.







## Safe & harmless

Low weight    Anti-dirt effect – for  
High light reflection    long-term clean ceilings

Enables integration of  
lighting or technical fittings

## Form stable

Excellent fire protecting properties

## Design variety

Easy to handle    Plus points in  
Sound attenuation

## Excellent sound absorption

## Your service portal

### Questions?

Contact your local sales office  
(see back page) or our technical  
information service AMF direct

Tel.: +49 8552 422-10

E-Mail: [amf\\_direkt@knaufamf.com](mailto:amf_direkt@knaufamf.com)



### Multimedia

On YouTube you will find a selection of  
installation videos:

[www.youtube.com/user/KnaufAMF](http://www.youtube.com/user/KnaufAMF)



Our service:  
Room acoustics calculator





## Environmental network Knauf AMF

At Knauf AMF sustainability begins during product development. For example, through the selection of raw materials, the closed material cycle in the manufacturing process or the markedly long life-cycle and recyclability of the products.

### Raw materials and production

When selecting raw materials for **AMF THERMATEx®** products, Knauf AMF puts the greatest possible emphasis on natural materials. Clay, perlite, bio-soluble mineral wool and starch from corn and potatoes are used. Resource-friendly production is for us a matter of course. Energy optimised production planning, a closed water system within the plant and re-use of off-cuts and rejected goods are just a few examples of this.

### Transport

We systematically analyse our transport routes in terms of environmental aspects. This includes modern lorries, environmentally friendly transport by train and/or ship and as local as possible supply sources for our raw materials.

## Raw materials

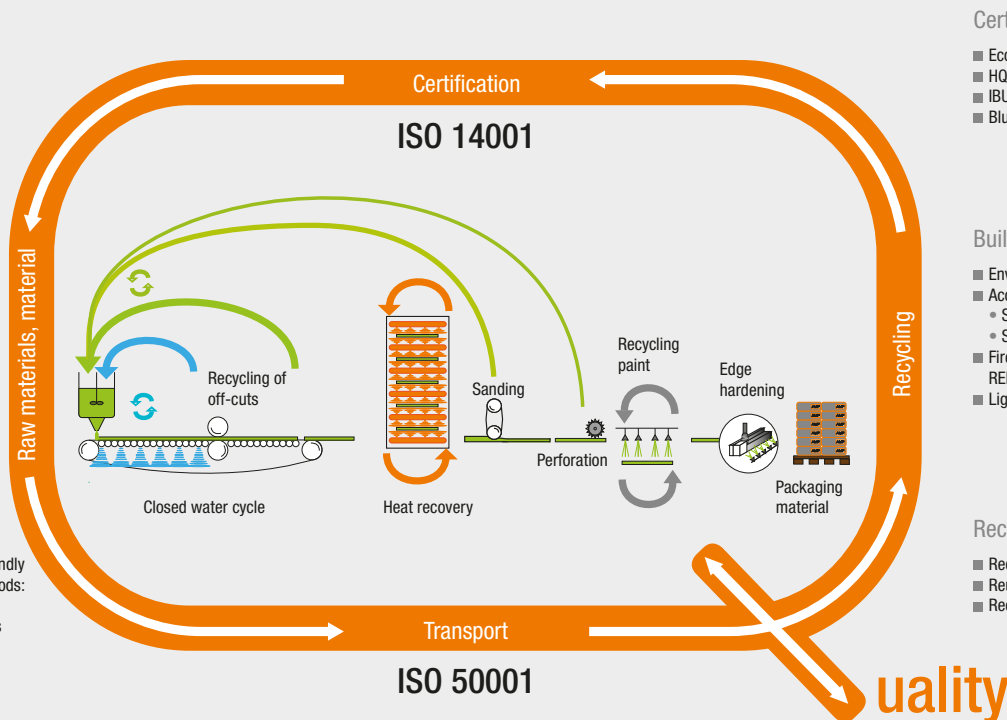
Raw materials from nature no more than 500 km away

## Material

- Clay
- Wood
- Mineral wool
- Perlite
- Starch
- Card board packaging
- Foils

## Transport

- Environmentally friendly
- New transport methods:
- Deep sea vessels
- Inland water vessels (Danube)
- Lorries (Euro VI)
- Train



## Certification

- Eco-balance
- HQE
- IBU
- Blue Angel

## Building-certification

- Environment: LEED, DGNB
- Acoustic comfort:
  - Sound attenuation
  - Sound absorption
- Fire safety: REI30 - REI120
- Light reflection

## Recycling

- Reduce
- Reuse
- Recycle



## Environment

Using “old” mineral tiles to produce “new” mineral tiles is a possible option of recycling. We are continually searching with our clients for environmentally friendly possibilities for re-use and using the materials in other products.

## Certification – proof of performance

With our Environmental Management System according to ISO 14001, introduced in 2002, the compliance with all environmental regulations, balancing our environmental inputs and the continual improvement of environmental protection, is not only an integral part of what we do, but also public proof of our commitment.

Furthermore, we and our products have been awarded with numerous international environmental certificates (Type I, Type II and Type III environmental declarations) for good environmental performance.





## Acoustics

### The ceiling as a functional element

A ceiling can make a significant contribution to room acoustics. The traditional choice for architects of smooth materials with low sound absorption or perforated materials with high sound absorption is now in the past. Today, acoustic ceilings from **AMF THERMATEx®** combine high sound attenuation and high absorption values with a highly desired smooth surface finish. The different acoustic performances of the **AMF THERMATEx®** products enable offices, meeting rooms, sales rooms, foyers, corridors, class rooms, auditoriums and cinemas to become sound optimised zones.

#### When sound becomes noise

Sound is audible, mechanical vibrations of matter. The movement of air particles creates pressure waves. The number of air pressure waves per second is known as sound frequency. Frequency: 1 oscillation per second = 1 Hz

A person's ability to hear lies within the range from 16 to 20,000 Hz. This deteriorates progressively with age especially at high frequencies. Noise is defined primarily by the volume. It is measured in decibels (dB) and affects the body, mind and soul. Too much noise or long-term exposure can lead to lack of concentration, nervousness, cardiovascular problems, sleeping disorders and reduction in the ability to learn, amongst other problems.



## Classification of sound absorbers according to EN ISO 11654

Sound absorption class (as per EN ISO 11654)	Weighted sound absorption coefficient $\alpha_w$ (as per EN ISO 11654)	Absorption class (as per VDI 3755/200)	Product	
A	0,90; 0,95; 1,00	extremely absorbing	THERMATEX® Alpha One THERMATEX® Alpha Black, Creme, Silver THERMATEX® Alpha THERMATEX® Alpha HD	
B	0,80; 0,85	extremely absorbing	THERMATEX® Silence THERMATEX® Thermofon	
C	0,60; 0,65; 0,70; 0,75	highly absorbing	THERMATEX® Acoustic THERMATEX® dB Acoustic THERMATEX® Symetra Rg 4-10 THERMATEX® Symetra Rg 2,5-10	THERMATEX® Kombimetall perf. THERMATEX® Fine Stratos micro perf. THERMATEX® Star THERMATEX® Mercure
D	0,30; 0,35; 0,40; 0,45; 0,50; 0,55	absorbing	THERMATEX® Symetra Rg 4-16, Rg 4-16/4x4	
E	0,15; 0,20; 0,25	hardly absorbing	THERMATEX® Kombimetall plain THERMATEX® Acoustic RL	
Not classified	0,00; 0,05; 0,10	reflecting	THERMATEX® Fine Stratos, Laguna, Schlicht	



## Sound attenuation

The ceiling contributes to the transmission of sound between rooms, as do all components. It is therefore necessary that the ceiling material achieves the highest possible sound attenuation values. Unlike sound absorption, this is not a problem of optimisation, but rather one of maximising. Knauf AMF sound protective ceilings achieve high sound attenuation values and are therefore ideally suited to reducing sound transmission between rooms.

## Sound absorption

Sound absorption is responsible for “audibility” in a room. It dictates if a room appears “reverberant” or how loud a sound source seems. How do we define “sound absorption”?

Sound absorption refers to the reduction of sound energy in a room through a sound wave losing energy through component surfaces. The energy of sound waves is absorbed or reflected from boundary surfaces as well as objects and people within a room. The appropriate sound absorption ensures that the sound in a room is perceived as louder or quieter. The ability of a material to “swallow” sound waves depends on the materials composition. Porous, open-cell or perforated materials normally absorb sound very well. “Good audibility” describes the conditions in a room that enable the best possible transmission from a sound source to a listener.



APPLICATION	REQUIREMENTS	THERMATEX® Alpha ONE	THERMATEX® Alpha	THERMATEX® Acoustic	THERMATEX® dB Acoustic	THERMATEX® Thermofofon	THERMATEX® Alpha HD	THERMATEX® Silence	THERMATEX® Kombimetall	THERMATEX® Comfort	THERMATEX® Acoustic RL
Meeting room	exactly tuned to the individual spatial conditions, medium to high sound absorption in combination with high sound attenuation	–	–	•	•	–	–	•	•	•	–
Open plan office	medium to high sound absorption, differentiated according to work zones	•	•	•	–	•	•	–	–	–	–
Airport/train station	targeted selection of medium and high sound absorption in check-in areas with high traffic. Medium to high sound attenuation between adjacent rooms	–	•	•	•	–	–	–	•	–	–
Corridor	highly frequented areas with diverse noise sources; medium to high sound absorption and high sound attenuation	–	–	•	•	–	•	–	•	•	–
Foyer	differentiated sound absorption dependent on the areas function in order to create individual zones	•	•	•	–	•	•	–	–	•	–
Auditorium/nursery/ class room	combination of absorbing and reflecting zones for optimum “audibility” in rooms	•	•	•	–	•	–	–	–	–	•
Cinema	highest requirements for sound absorption; Multiplex-cinemas additionally require products with high sound attenuation (always black fleece-coated)	–	•	–	–	–	–	–	–	–	–
Assembly plant	highest requirements for sound absorption to reduce noise level, where adjoining rooms are present, sound attenuation is also required	•	•	–	–	•	•	•	–	–	–
Concert room	differentiated acoustic design with low absorbing materials, sound attenuation where required	–	–	–	–	–	–	–	•	•	•
Sales/show room	highly frequented areas, medium to high sound absorption, normally medium level sound attenuation	–	•	•	–	–	•	–	•	•	–
Technology/ equipment rooms	high absorption in large areas for technical, sound protection by damping	•	•	–	–	•	•	•	–	–	–



## Fire protection – Responsibility for people and possessions

Knauf AMF is an expert in fire protective systems within the area of ceilings. The product and system developments introduced in recent years have been tested against the latest standards and test criteria, taking installations (such as integrated lighting) into account. For the **AMF VENTATEC®** grid system, perfectly coordinated for **AMF THERMATEX®** products, a comprehensive portfolio of current fire tests exists with **AMF THERMATEX®** products protecting all relevant soffit types.

With the integration of the **DONN®** brand, Knauf AMF now has an additional market leading grid system in its portfolio which has successfully been tested in combination with all **AMF THERMATEX®** ceiling tiles.

Knauf AMF has always and continues to carry out regular fire testing and therefore ensures the highest, up-to-date system quality - “built-in safety” by Knauf AMF!

In the future, focus will be put on expanding the existing range in accordance with the new European test standards. The test documents will continue to form the basis for our customers in selecting a safe system.

### Structural fire protection

In the case of structural fire protection, the suspended ceiling is classified together with the soffit and the complete construction. **AMF THERMATEX®** ceilings achieve building component classifications of F30 to F120, or REI30 to REI120, depending on the type of soffit. For special requirements, we have developed special fire protective ceilings.



Would you like to find out more about the “built-in safety” of Knauf AMF fire protective systems?  
Further information can be found at [www.knaufamf.com](http://www.knaufamf.com)



## Independent fire protection

Independent fire rated ceilings are, for example, “light-weight suspended ceilings” which provide fire protection both from above (ceiling void) as well as from the underside of the ceiling.

Fittings, such as lighting, access hatches, loudspeakers and signage etc. as well as all connections (such as connections with light-weight partitions, bulkheads etc.) must also be tested and classified.

In case of a fire in the ceiling void (incidentally, the most common fire source) the underlying escape routes are protected by **AMF THERMATEX®** fire rated ceilings for 30 minutes. The independent fire rated ceilings are classified as “smoke proof”.


## Fire rated applications

### What is a German General Type Approval (abP)?

An abP is a certificate of use (MBO §19) for construction products and construction types, which for example, majorly deviate from technical building regulations or where there are no, or not for all requirements, general accepted technical regulations and which can be assessed according to generally accepted test procedures with regards to these requirements.

These test procedures are for example, DIN EN standards featured in the building regulations list A part 3, current No. 2.1 from the DIBt (German Institute for Construction) for suspended ceilings in fire rated applications. Only test laboratories approved by the DIBt or a supreme building inspector are responsible for issuing an abP.





## Building material classification

**In EN 13501-1, building materials are assessed and classified according to their reaction to fire.**

The classification combustible or non-combustible does not completely describe the materials behaviour. The behaviour under fire loads is dependent, amongst other things, on surface, form, binding material and processing technology. The certification is therefore only valid for the tested building material or building material combination. Other compositions could exhibit a less favourable reaction to fire.

**The general type approval can be sent upon request.**

**The class A2-s1,d0 corresponds to the national, regulatory designation “non-combustible”.**

**AMF THERMATEx® tiles are classified according to EN 13501-1 as A2-s1,d0 “non-combustible”. The building material class is in most cases printed on the reverse side of the tiles as well as on the label on the packaging.**



## Building component classification

Suspended ceilings in conjunction with the soffit are tested according to EN 1365-2 in conjunction with EN 1363-1, taking into consideration services, such as lighting.

The building component classification is carried out according to DIN 4102-2 or EN 13501-2. Independent fire rated constructions are tested according to EN 1364-2 in conjunction with EN 1363-1.

The suspended ceiling and soffit should prevent the passage of fire and temperature for as long as possible. This time is called the fire resistance period, e.g. > 30 minutes

Fire resistance	Fire resistance period in minutes
F30 or REI30	> 30
F60 or REI60	> 60
F90 or REI90	> 90
F120 or REI120	> 120





# Ceiling systems from Knauf AMF

## The right solution for all requirements



### Sound absorption

When a sound wave meets an object, part of the sound energy is reflected and the other part absorbed. Sound absorption refers to the reduction of sound energy in a room through a sound wave losing energy through component surfaces. Thus, it determines the acoustic well-being of a user in a room as it shortens the reverberation time, reduces the noise level and increases speech intelligibility.



### Fire protection

Whether you require a fire resistant construction or a fire rated ceiling, Knauf AMF offers different system solutions for both structural and independent fire protection. They contribute to active fire protection whilst harmoniously integrating into the design and room concept.



### Humidity resistance

Humidity has a significant impact on the stability and structure of a mineral tile. Therefore, rooms regularly submitted to high humidity should be installed with a ceiling tile with a humidity resistance of 100%.



### Light reflection

In addition to their acoustic properties, wall and ceiling tiles also have an impact on light reflection. Materials with high light reflection facilitate the effective use of natural light and artificial lighting and reinforce the effectiveness of indirect lighting resulting in a reduction in energy usage and cost.



### Sound attenuation

Good sound attenuation counteracts external acoustic influences that are transmitted via adjoining building components – such as ceilings – into neighbouring rooms and therefore makes an important contribution to sound protection.



### Washability

Wiping with a damp cloth ensures surface cleanliness. In order for surfaces to be clinically clean, they must have the ability to be wet washed. Moreover, the chemical resistance in terms of cleaning, process and disinfection reagents is especially important.



### Thermal conductivity

Thermal conductivity (often denoted  $k$ ,  $\lambda$ , or  $\kappa$ ) is the property of a material to conduct heat. This can be defined as „the quantity of heat transmitted through a unit thickness of material - in a direction normal to a surface of unit area - due to a unit temperature gradient under steady state conditions“



### Anti-dirt effect

The more air permeable a material is, the more dirt deposits will accumulate on the material. Due to low air permeability according to DIN 18177 classes PM1 – PM4, Knauf AMF provides a reduced risk of staining (no greying).



### Clean room

A clean room is a room in which the concentration of airborne particles is kept as low as is necessary. After construction, particle measurements are carried out, the results of which are used for classification in to the ISO classes 1 to 9.



### Hygiene

In order to effectively prevent the growth of germs, bacteria and fungi, Knauf AMF offers a preventative, washable surface that complies with the hygiene guidelines EN ISO 14644 and DIN 1946.



### Design

For rooms in which people reside for long periods of time, attention should be given to the design as well as the acoustic performance of the room, in order to create a harmonious and relaxed ambience.

## Ceiling tile formats from Knauf AMF



square



rectangular



planks



AMF THERMATEX®  
Classic ceiling designs

Pages 20-31



AMF THERMATEX®  
Acoustic ceilings

Pages 32-45



AMF THERMATEX®  
Hygiene ceilings

Pages 46-59









## AMF THERMATEx® Classic ceiling designs

Ceiling design is an important factor in the architectural planning and design of interiors. Spaces such as supermarkets and canteens must impress with an overall appealing appearance. The ceiling tiles in the Knauf AMF “classic designs” range are for this purpose an ideal solution. The large selection of classic finishes can be harmoniously integrated into any room and through their proven design, provide an aesthetically pleasing, timeless ceiling appearance.

# THERMATEX® Plain

For those who like to keep it simple and elegant, THERMATEX® Plain ceiling tiles ideally complement the room ambience. The simple, understated surface creates a harmonious, unobtrusive optic, which perfectly adapts to all rooms and results in a smooth ceiling appearance throughout.

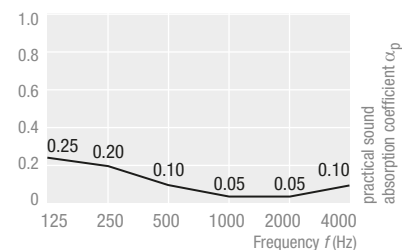


## Technical Properties

Building material class	A2-s1, d0 as per EN 13501-1
Fire resistance	F30 - F120 as per DIN 4102 part 2 (as per test certificate) REI30 - REI120 per EN 13501 part 2 (as per test certificate)
Sound absorption	EN ISO 354 $\alpha_w = 0.10(L)$ as per EN ISO 11654 $NRC = 0.10$ as per ASTM C 423
Sound attenuation	$D_{n,f,w} = 34$ dB as per EN ISO 10848 (15 mm thickness, as per test certificate)
Humidity resistance	up to 95% relative humidity
Light reflection	for white similar to RAL 9010 glare-free approx. 92%
Thermal conductivity	$\lambda = 0.052-0.057$ W/mK as per DIN 52612
Air permeability	PM1 ( $\leq 30$ m <sup>3</sup> /hm <sup>2</sup> ) as per DIN 18177
Clean room classification	class 4 as per ISO 14644-1
Colour	white similar to RAL 9010

- System **A** Concealed system, tiles demountable / non-accessible  
 System **C** Exposed system, tiles demountable  
 System **F** Free span system, main runners exposed or concealed  
 System **I** Parallel Bandrastrer construction, cross tees exposed or concealed

## Sound absorption values



Available sizes and edges	Thickness/weight 15 mm (approx. 4.0 kg/m <sup>2</sup> ), 19 mm (approx. 5.3 kg/m <sup>2</sup> )							
	System <b>C</b>		System <b>A</b>		System <b>F I</b>			
	SK	VT 15/24	AW/GN	GN/GN	SK/SK	VT/SK (15 mm)	AW/SK	GN/SK
Please note minimum quantities and lead times								
600 x 600 mm	•	•	•	•	—	—	—	—
625 x 625 mm	•	•	•	•	—	—	—	—
300 x 1200 mm	•	•	•	•	—	—	•	•
400 x 1200 - 1250 mm	•	—	—	•	—	—	•	•
600 x 1200 mm	•	•	—	—	—	—	•	•
312,5 x 1250 mm	•	•	•	•	—	—	•	•
625 x 1250 mm	•	—	—	—	—	—	•	•
300 x 1800 - 2500 mm	—	—	—	—	•	•	•	•
312,5 x 1800 - 2500 mm	—	—	—	—	•	•	•	•
400 x 1800 - 2500 mm	—	—	—	—	•	•	•	•



# THERMATEX® Laguna

THERMATEX® Laguna is a ceiling tile with outstanding physical properties, particularly in fire protection. The surface is characterised by a fine and irregular texture, reminiscent of sparkling water drops, giving rooms a fresh and modern appearance.

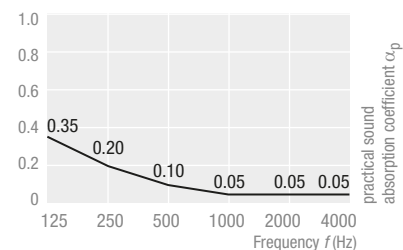


## Technical Properties

Building material class	A2-s1, d0 as per EN 13501-1
Fire resistance	F30 - F120 as per DIN 4102 part 2 (as per test certificate) REI30 - REI120 per EN 13501 part 2 (as per test certificate)
Sound absorption	EN ISO 354 $\alpha_w = 0.10(L)$ as per EN ISO 11654 $NRC = 0.10$ as per ASTM C 423
Sound attenuation	$D_{n,f,w} = 34$ dB as per EN ISO 10848 (15 mm thickness, as per test certificate)
Humidity resistance	up to 90% relative humidity
Light reflection	for white similar to RAL 9010 glare-free approx. 88%
Thermal conductivity	$\lambda = 0.052-0.057$ W/mK as per DIN 52612
Air permeability	PM1 ( $\leq 30$ m <sup>3</sup> /hm <sup>2</sup> ) as per DIN 18177
Colour	white similar to RAL 9010

System **C** Exposed system, tiles demountable


## Sound absorption values



Available sizes and edges	Thickness/weight 15 mm (approx. 4.0 kg/m <sup>2</sup> )		
	System <b>C</b>		
	SK	VT 15	VT 24
Please note minimum quantities and lead times			
600 x 600 mm	•	•	•
625 x 625 mm	•	—	•

# THERMATEX® Fine Stratos

THERMATEX® Fine Stratos is a ceiling tile with the proven qualities that provide excellent physical properties. Its fine sanded surface results in a harmonious, even ceiling making it a sophisticated element in classic ceiling design.

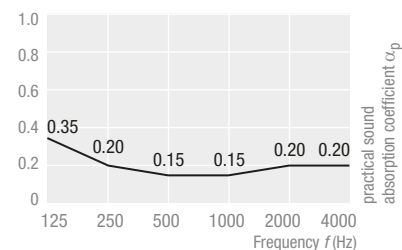


## Technical Properties

Building material class	A2-s1, d0 as per EN 13501-1
Fire resistance	F30 - F120 as per DIN 4102 part 2 (as per test certificate) REI30 - REI120 per EN 13501 part 2 (as per test certificate)
Sound absorption	EN ISO 354 $\alpha_w = 0.20$ as per EN ISO 11654 $NRC = 0.15$ as per ASTM C 423
Sound attenuation	$D_{n,f,w} = 34$ dB as per EN ISO 10848 (15 mm thickness, as per test certificate)
Humidity resistance	up to 95% relative humidity
Light reflection	for white similar to RAL 9010 glare-free approx. 88%
Thermal conductivity	$\lambda = 0.052-0.057$ W/mK as per DIN 52612
Air permeability	PM1 ( $\leq 30$ m <sup>3</sup> /hm <sup>2</sup> ) as per DIN 18177
Colour	white similar to RAL 9010

- System **A** Concealed system, tiles demountable / non-accessible  
 System **C** Exposed system, tiles demountable  
 System **F** Free span system, main runners exposed or concealed  
 System **I** Parallel Bandrastrer construction, cross tees exposed or concealed


## Sound absorption values



Available sizes and edges	Thickness/weight 15 mm (approx. 4.0 kg/m²), 19 mm (approx. 5.3 kg/m²)							
	System <b>C</b>		System <b>A</b>		System <b>F I</b>			
	SK	VT 15/24	AW/GN	GN/GN	SK/SK	VT/SK (15 mm)	AW/SK	GN/SK
Please note minimum quantities and lead times								
600 x 600 mm	•	•	•	•	—	—	—	—
625 x 625 mm	•	•	•	•	—	—	—	—
300 x 1200 mm	•	•	•	•	—	—	•	•
400 x 1200 - 1250 mm	•	•	—	•	—	—	•	•
600 x 1200 mm	•	•	—	—	—	—	•	•
312,5 x 1250 mm	•	•	•	•	—	—	•	•
625 x 1250 mm	•	—	—	—	—	—	•	•
300 x 1800 - 2500 mm	—	—	—	—	•	•	•	•
312,5 x 1800 - 2500 mm	—	—	—	—	•	•	•	•
400 x 1800 - 2500 mm	—	—	—	—	•	•	•	•

# THERMATEX® Laguna micro perforated

The ceiling tile THERMATEX® Laguna micro perforated provides good physical properties in fire protection and acoustics. A fine, barely visible micro perforation ensures good sound absorption. The fine pattern gives the surface an elegant texture and creates a harmonious ceiling appearance.

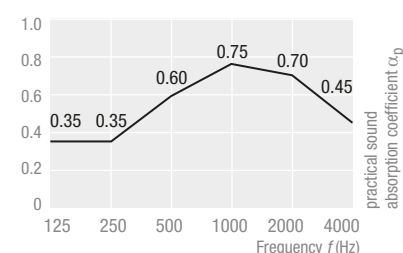


## Technical Properties

Building material class	A2-s1, d0 as per EN 13501-1
Fire resistance	F30 - F120 as per DIN 4102 part 2 (as per test certificate) REI30 - REI120 per EN 13501 part 2 (as per test certificate)
Sound absorption	EN ISO 354 $\alpha_w = 0.60$ as per EN ISO 11654 $NRC = 0.60$ as per ASTM C 423
Sound attenuation	$D_{n,f,w} = 34$ dB as per EN ISO 10848 (15 mm thickness, as per test certificate)
Humidity resistance	up to 90% relative humidity
Light reflection	for white similar to RAL 9010 glare-free approx. 88%
Thermal conductivity	$\lambda = 0.052-0.057$ W/mK as per DIN 52612
Air permeability	PM1 ( $\leq 30$ m³/hm²) as per DIN 18177
Colour	white similar to RAL 9010

System **C** Exposed system, tiles demountable

## Sound absorption values




Available sizes and edges	Thickness/weight 15 mm (approx. 4.0 kg/m²)		
	System <b>C</b>		
	SK	VT 15	VT 24
Please note minimum quantities and lead times			
600 x 600 mm	•	•	•
625 x 625 mm	•	•	•



# THERMATEX®

## Fine Stratos micro perforated

The THERMATEX® Fine Stratos micro perforated ceiling tile provides excellent physical properties in fire protection and acoustics. The irregular holes of the micro perforation lead to increased sound absorption values. The fine sanded surface gives the ceiling tile its distinctive, refined appearance and contributes to a high quality overall impression.

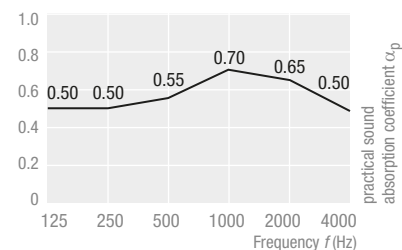


### Technical Properties

Building material class	A2-s1, d0 as per EN 13501-1
Fire resistance	F30 - F120 as per DIN 4102 part 2 (as per test certificate) REI30 - REI120 per EN 13501 part 2 (as per test certificate)
Sound absorption	EN ISO 354 $\alpha_w = 0.60$ as per EN ISO 11654 $NRC = 0.55$ as per ASTM C 423
Sound attenuation	$D_{n,f,w} = 34$ dB as per EN ISO 10848 (15 mm thickness, as per test certificate)
Humidity resistance	up to 95% relative humidity
Light reflection	for white similar to RAL 9010 glare-free approx. 88%
Thermal conductivity	$\lambda = 0.052-0.057$ W/mK as per DIN 52612
Air permeability	PM1 ( $\leq 30$ m <sup>3</sup> /hm <sup>2</sup> ) as per DIN 18177
Colour	white similar to RAL 9010

- System **A** Concealed system, tiles demountable / non-accessible  
 System **C** Exposed system, tiles demountable  
 System **F** Free span system, main runners exposed or concealed  
 System **I** Parallel Bandraster construction, cross tees exposed or concealed

### Sound absorption values



Available sizes and edges	Thickness/weight 15 mm (approx. 4.0 kg/m <sup>2</sup> ), 19 mm (approx. 5.3 kg/m <sup>2</sup> )							
	System <b>C</b>		System <b>A</b>		System <b>F I</b>			
	SK	VT 15/24	AW/GN	GN/GN	SK/SK	VT/SK (15 mm)	AW/SK	GN/SK
Please note minimum quantities and lead times								
600 x 600 mm	•	•	•	•	—	—	—	—
625 x 625 mm	•	•	•	•	—	—	—	—
300 x 1200 mm	•	•	•	•	—	—	•	•
400 x 1200 - 1250 mm	•	•	—	•	—	—	•	•
600 x 1200 mm	•	•	—	—	—	—	•	•
312,5 x 1250 mm	•	•	•	•	—	—	•	•
625 x 1250 mm	•	—	—	—	—	—	•	•
300 x 1800 - 2500 mm	—	—	—	—	•	•	•	•
312,5 x 1800 - 2500 mm	—	—	—	—	•	•	•	•
400 x 1800 - 2500 mm	—	—	—	—	•	•	•	•

# THERMATEX® Star

The fine perforation of THERMATEX® Star produces a remarkable acoustic performance and fulfils all fire protection requirements. The very fine, irregular hole structure, on the otherwise smooth surface, forms a striking and elegant ceiling design and fits perfectly into modern, design concepts.

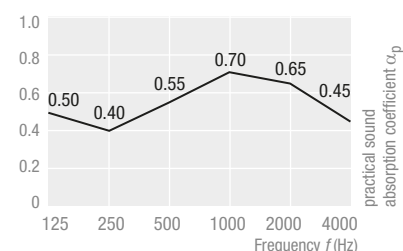


## Technical Properties

Building material class	A2-s1, d0 as per EN 13501-1
Fire resistance	F30 - F120 as per DIN 4102 part 2 (as per test certificate) REI30 - REI120 per EN 13501 part 2 (as per test certificate)
Sound absorption	EN ISO 354 $\alpha_w = 0.60$ as per EN ISO 11654 $NRC = 0.60$ as per ASTM C 423
Sound attenuation	$D_{n,f,w} = 34$ dB as per EN ISO 10848 (15 mm thickness, as per test certificate)
Humidity resistance	up to 95% relative humidity
Light reflection	for white similar to RAL 9010 glare-free approx. 90%
Thermal conductivity	$\lambda = 0.052-0.057$ W/mK as per DIN 52612
Air permeability	PM1 ( $\leq 30$ m <sup>3</sup> /hm <sup>2</sup> ) as per DIN 18177
Colour	white similar to RAL 9010

- System **A** Concealed system, tiles demountable / non-accessible  
 System **C** Exposed system, tiles demountable  
 System **F** Free span system, main runners exposed or concealed  
 System **I** Parallel Bandraster construction, cross tees exposed or concealed

## Sound absorption values




Available sizes and edges	Thickness/weight 15 mm (approx. 4.0 kg/m <sup>2</sup> ), 19 mm (approx. 5.3 kg/m <sup>2</sup> )							
	System <b>C</b>		System <b>A</b>		System <b>F I</b>			
	SK	VT 15/24	AW/GN	GN/GN	SK/SK	VT/SK (15mm)	AW/SK	GN/SK
Please note minimum quantities and lead times								
600 x 600 mm	•	•	•	•	—	—	—	—
625 x 625 mm	•	•	•	•	—	—	—	—
300 x 1200 mm	•	•	•	•	—	—	•	•
400 x 1200 - 1250 mm	•	•	—	•	—	—	•	•
600 x 1200 mm	•	•	—	—	—	—	•	•
312,5 x 1250 mm	•	•	•	•	—	—	•	•
625 x 1250 mm	•	•	—	—	—	—	•	•
300 x 1800 - 2500 mm	—	—	—	—	•	•	•	•
312,5 x 1800 - 2500 mm	—	—	—	—	•	•	•	•
400 x 1800 - 2500 mm	—	—	—	—	•	•	•	•



# THERMATEX® Mercure

The ceiling tile THERMATEX® Mercure offers excellent physical properties in fire protection and acoustics. The surface combines needle perforations with fine fissures in an irregular pattern. This not only contributes to good sound absorption, but also creates a contemporary, high quality finish.

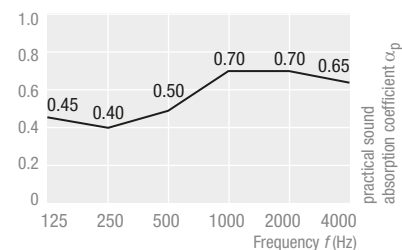


## Technical Properties

Building material class	A2-s1, d0 as per EN 13501-1
Fire resistance	F30 - F120 as per DIN 4102 part 2 (as per test certificate) REI30 - REI120 per EN 13501 part 2 (as per test certificate)
Sound absorption	EN ISO 354 $\alpha_w = 0.60$ as per EN ISO 11654 $NRC = 0.60$ as per ASTM C 423
Sound attenuation	$D_{n,f,w} = 34$ dB as per EN ISO 10848 (15 mm thickness, as per test certificate)
Humidity resistance	up to 95% relative humidity
Light reflection	for white similar to RAL 9010 glare-free approx. 88%
Thermal conductivity	$\lambda = 0.052-0.057$ W/mK as per DIN 52612
Air permeability	PM1 ( $\leq 30$ m <sup>3</sup> /hm <sup>2</sup> ) as per DIN 18177
Colour	white similar to RAL 9010

- System **A** Concealed system, tiles demountable / non-accessible  
 System **C** Exposed system, tiles demountable  
 System **F** Free span system, main runners exposed or concealed  
 System **I** Parallel Bandrastrer construction, cross tees exposed or concealed

## Sound absorption values




Available sizes and edges	Thickness/weight 15 mm (approx. 4.0 kg/m <sup>2</sup> ), 19 mm (approx. 5.3 kg/m <sup>2</sup> )							
	System <b>C</b>		System <b>A</b>		System <b>F I</b>			
	SK	VT 15/24	AW/GN	GN/GN	SK/SK	VT/SK (15mm)	AW/SK	GN/SK
Please note minimum quantities and lead times								
600 x 600 mm	•	•	•	•	—	—	—	—
300 x 1200 mm	•	•	•	•	—	—	•	•
400 x 1200 - 1250 mm	—	—	—	•	—	—	•	•
600 x 1200 mm	•	•	—	—	—	—	•	•
312,5 x 1250 mm	—	—	—	—	—	—	•	•
625 x 1250 mm	—	—	—	—	—	—	•	•
300 x 1800 - 2500 mm	—	—	—	—	•	•	•	•
312,5 x 1800 - 2500 mm	—	—	—	—	•	•	•	•
400 x 1800 - 2500 mm	—	—	—	—	•	•	•	•



# THERMATEX® Fine Fresko

THERMATEX® Fine Fresko is a ceiling tile that ensures good acoustics. The numerous, irregular surface fissures provide good sound absorption values and give the ceiling an attractive and high quality optic.

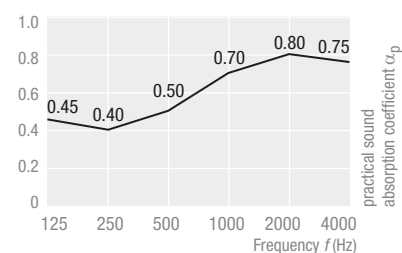


## Technical Properties

Building material class	A2-s1, d0 as per EN 13501-1
Fire resistance	F30 - F120 as per DIN 4102 part 2 (as per test certificate) REI30 - REI120 per EN 13501 part 2 (as per test certificate)
Sound absorption	EN ISO 354 $\alpha_w = 0.60(H)$ as per EN ISO 11654 $NRC = 0.60$ as per ASTM C 423
Sound attenuation	$D_{n,f,w} = 34$ dB as per EN ISO 10848 (15 mm thickness, as per test certificate)
Humidity resistance	up to 90% relative humidity
Light reflection	for white similar to RAL 9010 glare-free approx. 87%
Thermal conductivity	$\lambda = 0.052-0.057$ W/mK as per DIN 52612
Air permeability	PM1 ( $\leq 30$ m <sup>3</sup> /hm <sup>2</sup> ) as per DIN 18177
Colour	white similar to RAL 9010

- System **C** Exposed system, tiles demountable  
 System **F** Free span system, main runners exposed or concealed  
 System **I** Parallel Bandrastrer construction, cross tees exposed or concealed


## Sound absorption values



Available sizes and edges	Thickness/weight 15 mm (approx. 4.0 kg/m <sup>2</sup> ), 19 mm (approx. 5.3 kg/m <sup>2</sup> )					
	System <b>C</b>		System <b>F I</b>			
	SK	VT 15/24	SK/SK	VT/SK (15mm)	AW/SK	GN/SK
Please note minimum quantities and lead times						
600 x 600 mm	•	•	—	—	—	—
625 x 625 mm	•	•	—	—	—	—
300 x 1200 mm	•	•	—	—	•	•
400 x 1200 - 1250 mm	—	—	—	—	•	•
600 x 1200 mm	—	—	—	—	•	•
312,5 x 1250 mm	•	•	—	—	•	•
625 x 1250 mm	—	—	—	—	•	•
300 x 1800 - 2500 mm	—	—	•	•	•	•
312,5 x 1800 - 2500 mm	—	—	•	•	•	•
400 x 1800 - 2500 mm	—	—	•	•	•	•

# THERMATEX® Fresko

For those who would like to emphasise the ceiling design, we recommend THERMATEX® Fresko. The ceiling tile has excellent physical properties in fire protection and acoustics and impresses with an irregular punched surface which creates a homogenous and simultaneously striking ceiling.

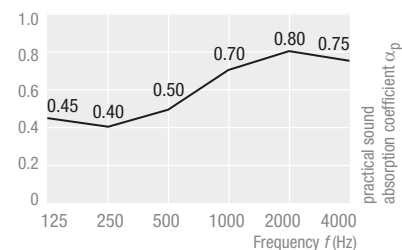


## Technical Properties

Building material class	A2-s1, d0 as per EN 13501-1
Fire resistance	F30 - F120 as per DIN 4102 part 2 (as per test certificate) REI30 - REI120 per EN 13501 part 2 (as per test certificate)
Sound absorption	EN ISO 354 $\alpha_w = 0.60(H)$ as per EN ISO 11654 $NRC = 0.60$ as per ASTM C 423
Sound attenuation	$D_{n,f,w} = 34$ dB as per EN ISO 10848 (15 mm thickness, as per test certificate)
Humidity resistance	up to 90% relative humidity
Light reflection	for white similar to RAL 9010 glare-free approx. 87%
Thermal conductivity	$\lambda = 0.052-0.057$ W/mK as per DIN 52612
Air permeability	PM1 ( $\leq 30$ m <sup>3</sup> /hm <sup>2</sup> ) as per DIN 18177
Colour	white similar to RAL 9010

- System **C** Exposed system, tiles demountable  
 System **F** Free span system, main runners exposed or concealed  
 System **I** Parallel Bandrastrer construction, cross tees exposed or concealed

## Sound absorption values



Available sizes and edges	Thickness/weight 15 mm (approx. 4.0 kg/m <sup>2</sup> ), 19 mm (approx. 5.3 kg/m <sup>2</sup> )					
	System <b>C</b>		System <b>F I</b>			
	SK	VT 15/24	SK/SK	VT/SK (15mm)	AW/SK	GN/SK
Please note minimum quantities and lead times						
600 x 600 mm	•	•	—	—	—	—
625 x 625 mm	•	•	—	—	—	—
300 x 1200 mm	•	—	—	—	•	•
400 x 1200 - 1250 mm	—	—	—	—	•	•
600 x 1200 mm	•	•	—	—	•	•
312,5 x 1250 mm	•	—	—	—	•	•
625 x 1250 mm	•	—	—	—	•	•
300 x 1800 - 2500 mm	—	—	•	•	•	•
312,5 x 1800 - 2500 mm	—	—	•	•	•	•
400 x 1800 - 2500 mm	—	—	•	•	•	•









## AMF THERMATEX® Acoustic ceilings

Modern architecture is dominated by hard, reflective constructions and components. Plain, smooth surfaces are increasingly replacing classic sound absorbing areas, often contributing to a noticeably longer reverberation time and leading to unsatisfactory room acoustics. Knauf AMF acoustic solutions impress with their all-inclusive approach (absorption, reflection, sound attenuation) and make an important contribution to optimum acoustics. Adapted to the sound requirements of different spaces, they combine an attractive aesthetic with unlimited functionality.






# THERMATEX® Alpha ONE

$NRC = 1.00$   $\alpha_w = 1.00$

THERMATEX® Alpha ONE is a fleece-laminated ceiling tile that achieves the highest sound absorption value and therefore creates excellent room acoustics. It is also especially form stable and light. An elegant surface is provided by the white acoustic fleece face.

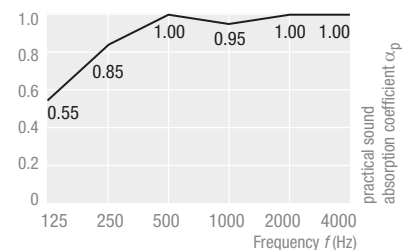


## Technical Properties

Building material class	A2-s1, d0 as per EN 13501-1
Fire resistance	F30 - F90 as per DIN 4102 part 2 (as per test certificate) REI30 - REI90 per EN 13501 part 2 (as per test certificate)
Sound absorption	EN ISO 354 $\alpha_w = 1.00$ as per EN ISO 11654 $NRC = 1.00$ as per ASTM C 423
Sound attenuation	$D_{n,f,w} = 29$ dB as per EN ISO 10848 (24 mm thickness, as per test certificate)
Humidity resistance	up to 95% relative humidity
Light reflection	for white similar to RAL 9010 glare-free approx. 88%
Thermal conductivity	$\lambda = 0.040$ W/mK as per EN 12667
Air permeability	PM1 ( $\leq 30$ m <sup>3</sup> /hm <sup>2</sup> ) as per DIN 18177
Clean room classification	class 4 as per ISO 14644-1
Colour	white similar to RAL 9010

System **C** Exposed system, tiles demountable

## Sound absorption values



Available sizes and edges	Thickness/weight 24 mm (approx. 4.0 kg/m <sup>2</sup> )		
	System <b>C</b>		
	SK	VT-S 15/24	VT-S 15F
Please note minimum quantities and lead times			
600 x 600 mm	•	•	•
625 x 625 mm	•	•	•
600 x 1200 mm	•	•	•
625 x 1250 mm	•	•	•



# THERMATEX® Alpha

$NRC = 0.90$   $\alpha_w = 0.95$

THERMATEX® Alpha is a fleece-coated, highly absorbing acoustic tile. The class A sound absorber fulfils high acoustic requirements as well as important physical properties in fire protection and hygiene. The sophisticated product design enables uncomplicated handling and installation. The high quality acoustic fleece also gives an elegant optic.

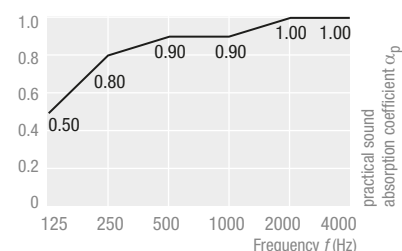


## Technical Properties

Building material class	A2-s1, d0 as per EN 13501-1
Fire resistance	F30 - F90 as per DIN 4102 part 2 (as per test certificate) REI30 - REI90 per EN 13501 part 2 (as per test certificate)
Sound absorption	EN ISO 354 $\alpha_w = 0.95$ as per EN ISO 11654 $NRC = 0.90$ as per ASTM C 423
Sound attenuation	$D_{n,f,w} = 28$ dB as per EN ISO 10848 (19 mm thickness, as per test certificate)
Humidity resistance	up to 95% relative humidity
Light reflection	for white similar to RAL 9010 glare-free approx. 88%
Thermal conductivity	$\lambda = 0.040$ W/mK as per EN 12667
Air permeability	PM1 ( $\leq 30$ m³/hm²) as per DIN 18177
Clean room classification	class 4 as per ISO 14644-1
Colour	white similar to RAL 9010

System **C** Exposed system, tiles demountable

## Sound absorption values



Available sizes and edges	Thickness/weight 19 mm (approx. 3.3 kg/m²)		
	System <b>C</b>		
	SK	VT-S 15/24	VT-S 15F
Please note minimum quantities and lead times			
600 x 600 mm	•	•	•
625 x 625 mm	•	•	•
600 x 1200 mm	•	•	•
625 x 1250 mm	•	•	•



# THERMATEX® Alpha Black

$NRC = 0.90$   $\alpha_w = 1.00$

THERMATEX® Alpha Black is a fleece-coated acoustic tile, optically impressive due to its colour. It's very good sound absorption values make it ideal for the highest acoustic requirements, whilst also fulfilling other physical requirements. The refined black design gives rooms a simple elegance. THERMATEX® Alpha Black is ideally suited for cinema applications.

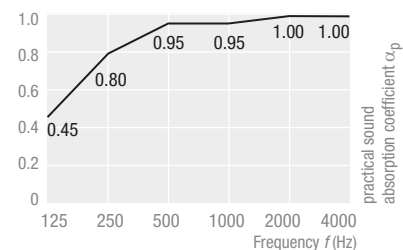




## Technical Properties

Building material class	A2-s1, d0 as per EN 13501-1
Fire resistance	F30 - F90 as per DIN 4102 part 2 (as per test certificate) REI30 - REI90 per EN 13501 part 2 (as per test certificate)
Sound absorption	EN ISO 354 $\alpha_w = 1.00$ as per EN ISO 11654 $NRC = 0.90$ as per ASTM C 423
Sound attenuation	$D_{n,f,w} = 28$ dB as per EN ISO 10848 (19 mm thickness, as per test certificate)
Humidity resistance	up to 95% relative humidity
Light reflection	approx. 3,8%
Thermal conductivity	$\lambda = 0.040$ W/mK as per EN 12667
Air permeability	PM1 ( $\leq 30$ m <sup>3</sup> /hm <sup>2</sup> ) as per DIN 18177
Colour	black

System **C** Exposed system, tiles demountable

## Sound absorption values




Available sizes and edges	Thickness/weight 19 mm (approx. 3.3 kg/m <sup>2</sup> )	
	System <b>C</b>	
	SK	VT-S 15F
Please note minimum quantities and lead times		
600 x 600 mm	•	•
625 x 625 mm	•	•
600 x 1200 mm	•	•
625 x 1250 mm	•	•

# THERMATEX® Alpha Creme, Silver

$NRC = 0.95$   $\alpha_w = 0.90$

An optimum acoustic and aesthetic solution for rooms can be achieved with the coloured THERMATEX® Alpha Creme and THERMATEX® Alpha Silver. It fulfils the highest acoustic requirements as well as other physical properties. Even the installation and handling is light and easy. A room's ambience can be easily designed and influenced by the coloured fleece surface.

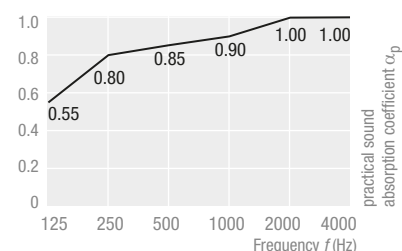


## Technical Properties

Building material class	A2-s1, d0 as per EN 13501-1
Fire resistance	F30 - F90 as per DIN 4102 part 2 (as per test certificate) REI30 - REI90 per EN 13501 part 2 (as per test certificate)
Sound absorption	EN ISO 354 $\alpha_w = 0.90$ as per EN ISO 11654 $NRC = 0.95$ as per ASTM C 423
Sound attenuation	$D_{n,f,w} = 28$ dB as per EN ISO 10848 (19 mm thickness, as per test certificate)
Humidity resistance	up to 95% relative humidity
Thermal conductivity	$\lambda = 0.040$ W/mK as per EN 12667
Air permeability	PM1 ( $\leq 30$ m³/hm²) as per DIN 18177
Colour	creme, silver

System **C** Exposed system, tiles demountable

## Sound absorption values



Available sizes and edges	Thickness/weight 19 mm (approx. 3.3 kg/m²)	
	System <b>C</b>	
	SK	
Please note minimum quantities and lead times		
600 x 600 mm	•	
625 x 625 mm	•	
600 x 1200 mm	•	
625 x 1250 mm	•	





# THERMATEX® Alpha HD

$NRC = 0.85$   $\alpha_w = 0.90$   $D_{n,f,w} = 34$  dB

THERMATEX® Alpha HD is the extremely absorbing plank ceiling from the Knauf AMF Acoustic Range. Plank tiles up to 1800 mm long enable rooms or corridors to be equipped with high absorbency whilst the material guarantees easy handling and uncomplicated construction. The plank tiles are also available in square format. The elegant white acoustic fleece provides a high quality surface.

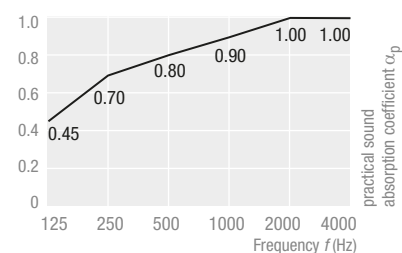


## Technical Properties

Building material class	A2-s1, d0 as per EN 13501-1
Sound absorption	EN ISO 354 $\alpha_w = 0.90$ as per EN ISO 11654 $NRC = 0.85$ as per ASTM C 423
Sound attenuation	$D_{n,f,w} = 34$ dB as per EN ISO 10848 (19 mm thickness, as per test certificate)
Humidity resistance	up to 95% relative humidity
Light reflection	for white similar to RAL 9010 glare-free approx. 88%
Thermal conductivity	$\lambda = 0.052-0.057$ W/mK as per DIN 52612
Air permeability	PM1 ( $\leq 30$ m³/hm²) as per DIN 18177
Colour	white similar to RAL 9010

- System **A** Concealed system, tiles demountable / non-accessible  
 System **C** Exposed system, tiles demountable  
 System **F** Free span system, main runners exposed or concealed  
 System **I** Parallel Bandraster construction, cross tees exposed or concealed

## Sound absorption values




Available sizes and edges	Thickness/weight 19 mm (approx. 5.2 kg/m²)			
	System <b>C</b>	System <b>A</b>	System <b>F I</b>	
	VT 15/24	AW/GN	AW/SK	GN/SK
Please note minimum quantities and lead times				
600 x 600 mm	on request	•	—	—
625 x 625 mm	on request	•	—	—
300 x 1200 - 1800 mm	on request	—	•	•

# THERMATEX® Silence

$NRC = 0.90$   $\alpha_w = 0.85(H)$

$D_{n,f,w} = 44$  dB

The special feature of THERMATEX® Silence is the two-layer mineral tile construction. This special construction enables the highest requirements in sound absorption as well as sound attenuation to be fulfilled. At the same time it is aesthetically impressive with its simple elegance.

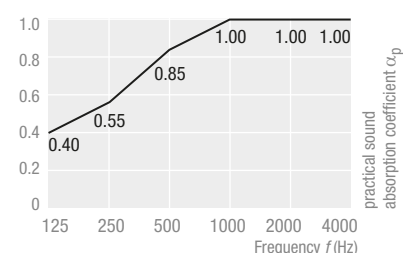


## Technical Properties

Building material class	A2-s1, d0 as per EN 13501-1
Sound absorption	EN ISO 354 $\alpha_w = 0.85(H)$ as per EN ISO 11654 $NRC = 0.90$ as per ASTM C 423
Sound attenuation	$D_{n,f,w} = 44$ dB as per EN ISO 10848 (43 mm thickness, as per test certificate)
Humidity resistance	up to 95% relative humidity
Light reflection	for white similar to RAL 9010 glare-free approx. 88%
Thermal conductivity	$\lambda = 0.052-0.057$ W/mK as per DIN 52612
Air permeability	PM1 ( $\leq 30$ m³/hm²) as per DIN 18177
Colour	white similar to RAL 9010

System **C** Exposed system, tiles demountable

## Sound absorption values




Available sizes and edges	Thickness/weight 43 mm (approx. 10.8 kg/m²)	
	System <b>C</b>	
	SK	
Please note minimum quantities and lead times		
600 x 600 mm	•	
625 x 625 mm	•	



# THERMATEX® Thermofon

$NRC = 0.85$   $\alpha_w = 0.80(H)$

THERMATEX® Thermofon is a mineral tile with excellent sound absorption values, like the other tiles of the THERMATEX® Acoustic series. The white acoustic fleece creates a smooth surface and an elegant design that fits perfectly into the interior design.

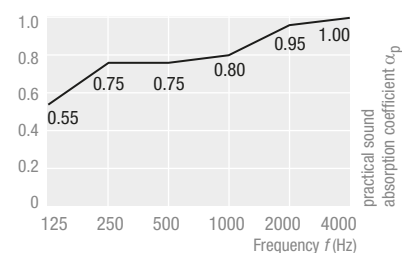


## Technical Properties

Building material class	A2-s1, d0 as per EN 13501-1
Sound absorption	EN ISO 354 $\alpha_w = 0.80(H)$ as per EN ISO 11654 $NRC = 0.85$ as per ASTM C 423
Sound attenuation	$D_{n,f,w} = 28$ dB as per EN ISO 10848 (15 mm thickness, as per test certificate)
Humidity resistance	up to 95% relative humidity
Light reflection	for white similar to RAL 9010 glare-free approx. 88%
Thermal conductivity	$\lambda = 0.038$ W/mK as per EN 12667
Clean room classification	class 4 as per ISO 14644-1
Colour	white similar to RAL 9010

System **C** Exposed system, tiles demountable

## Sound absorption values



Available sizes and edges	Thickness/weight 15 mm (approx. 2.6 kg/m²)	
	System <b>C</b>	
	SK	VT-S 15/24
Please note minimum quantities and lead times		
600 x 600 mm	•	•
625 x 625 mm	•	•
600 x 1200 mm	•	•
625 x 1250 mm	•	•



# THERMATEX® SF Acoustic $D_{n,f,w} = 38 \text{ dB}$

The grid construction of the acoustic ceiling THERMATEX® SF Acoustic is almost completely concealed by a special edge detail, except for a narrow shadow gap, making the profiles almost unnoticeable in the ceiling. As installation only takes place from below, THERMATEX® Varioline SF Acoustic has a minimal installation height and is therefore particularly suited to refurbishment projects. A simple shift along the profile makes the removal and insertion of individual ceiling tiles easy. At the same time, the non-visible perforation within the ceiling material achieves very good sound absorption results.

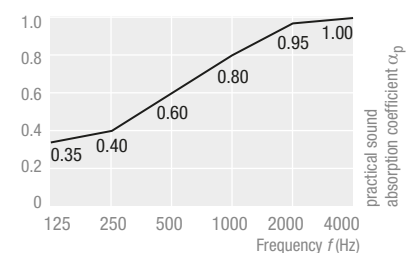


## Technical Properties

Building material class	A2-s1, d0 as per EN 13501-1
Fire resistance	F30 as per DIN 4102 part 2 (as per test certificate) REI30 per EN 13501 part 2 (as per test certificate)
Sound absorption	EN ISO 354 $\alpha_w = 0.65(\text{H})$ as per EN ISO 11654 $NRC = 0.70$ as per ASTM C 423
Sound attenuation	$D_{n,f,w} = 38 \text{ dB}$ as per EN ISO 10848 (24 mm thickness, as per test certificate)
Humidity resistance	up to 95% relative humidity
Light reflection	for white similar to RAL 9010 glare-free approx. 88%
Thermal conductivity	$\lambda = 0.052\text{-}0.057 \text{ W/mK}$ as per DIN 52612
Air permeability	PM1 ( $\leq 30 \text{ m}^3/\text{hm}^2$ ) as per DIN 18177
Colour	white similar to RAL 9010

System **C** Exposed system (semi-concealed – SF edge), tiles demountable

## Sound absorption values




Available sizes and edges	Thickness/weight 24 mm (approx. 8.4 kg/m <sup>2</sup> )	
	System <b>C</b>	
	SF (long edge) (short edge)	
Please note minimum quantities and lead times		
600 x 600 mm	•	
625 x 625 mm	•	

# THERMATEX® Acoustic

$D_{n,f,w}$  bis 40 dB

The mineral tile THERMATEX® Acoustic achieves high sound absorption values and good sound attenuation. The design of the visible acoustic fleece provides a striking, smooth and elegant surface.

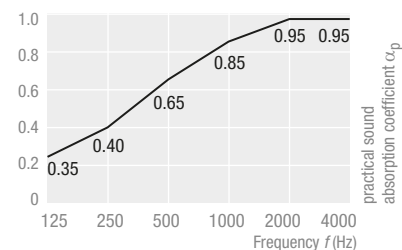


## Technical Properties

Building material class	A2-s1, d0 as per EN 13501-1
Fire resistance	F30 - F120 as per DIN 4102 part 2 (as per test certificate) REI30 - REI120 per EN 13501 part 2 (as per test certificate)
Sound absorption	EN ISO 354 $\alpha_w = 0.65(H)$ as per EN ISO 11654 $NRC = 0.70$ as per ASTM C 423
Sound attenuation	$D_{n,f,w} = 38$ dB as per EN ISO 10848 (19 mm thickness, as per test certificate) $D_{n,f,w} = 40$ dB as per EN ISO 10848 (in semi-concealed system, as per test certificate)
Humidity resistance	up to 95% relative humidity
Light reflection	for white similar to RAL 9010 glare-free approx. 88%
Thermal conductivity	$\lambda = 0.052-0.057$ W/mK as per DIN 52612
Air permeability	PM1 ( $\leq 30$ m <sup>3</sup> /hm <sup>2</sup> ) as per DIN 18177
Clean room classification	class 4 as per ISO 14644-1
Colour	white similar to RAL 9010

- System **A** Concealed system, tiles demountable / non-accessible  
 System **C** Exposed system, tiles demountable  
 System **F** Free span system, main runners exposed or concealed  
 System **I** Parallel Bandrastrer construction, cross tees exposed or concealed

## Sound absorption values




Available sizes and edges	Thickness/weight 19 mm (approx. 4.6 kg/m <sup>2</sup> )							
	System <b>C</b>				System <b>A</b>	System <b>F I</b>		
	SK	VT 15/24	VT-S 15	VT-S 15F	AW/GN	AW/SK	GN/SK	
Please note minimum quantities and lead times								
600 x 600 mm	•	•	•	•	•	—	—	
625 x 625 mm	•	•	•	•	•	—	—	
600 x 1200 mm	•	•	•	•	•	—	—	
625 x 1250 mm	•	•	•	•	•	—	—	
300 x 1200 - 2500 mm	—	—	—	—	—	•	•	

# THERMATEX®

## dB Acoustic (24 mm)

### $D_{n,f,w}$ bis 43 dB

THERMATEX® dB Acoustic offers the right solution for increased sound attenuation requirements. The ceiling tile has excellent physical properties as well as very good sound absorption values. At the same time, the simple, harmonious surface design is impressive.

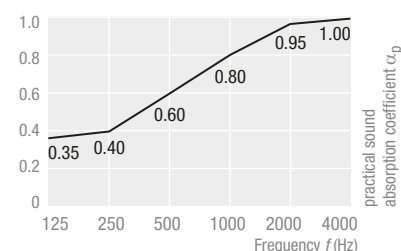


#### Technical Properties

Building material class	A2-s1, d0 as per EN 13501-1
Fire resistance	F30 - F90 as per DIN 4102 part 2 (as per test certificate) REI30 - REI90 per EN 13501 part 2 (as per test certificate)
Sound absorption	EN ISO 354 $\alpha_w = 0.65(H)$ as per EN ISO 11654 $NRC = 0.70$ as per ASTM C 423
Sound attenuation	$D_{n,f,w} = 41$ dB as per EN ISO 10848 (24 mm thickness, as per test certificate) $D_{n,f,w} = 43$ dB as per EN ISO 10848 (in semi-concealed system, as per test certificate)
Humidity resistance	up to 95% relative humidity
Light reflection	for white similar to RAL 9010 glare-free approx. 88%
Thermal conductivity	$\lambda = 0.052-0.057$ W/mK as per DIN 52612
Air permeability	PM1 ( $\leq 30$ m³/hm²) as per DIN 18177
Colour	white similar to RAL 9010

- System **A** Concealed system, tiles demountable / non-accessible  
 System **C** Exposed system, tiles demountable  
 System **F** Free span system, main runners exposed or concealed  
 System **I** Parallel Bandrastrer construction, cross tees exposed or concealed

#### Sound absorption values



Available sizes and edges	Thickness/weight 24 mm (approx. 8.4 kg/m²)					
	System <b>C</b>			System <b>A</b>	System <b>F I</b>	
	SK	VT 15/24	VT-S 15F	AW/GN	AW/SK	GN/SK
Please note minimum quantities and lead times						
600 x 600 mm	•	•	•	•	—	—
625 x 625 mm	•	•	•	•	—	—
600 x 1200 mm	•	•	•	—	—	—
625 x 1250 mm	•	•	•	—	—	—
300 x 1200 - 1800 mm	—	—	—	—	•	•





# THERMATEX® dB Acoustic (30 mm)

$$D_{n,f,w} = 43 \text{ dB}$$

THERMATEX® dB Acoustic is the ideal solution for increased sound attenuation requirements. The 30 mm thick tile with a fine perforation also achieves very high sound absorption values.

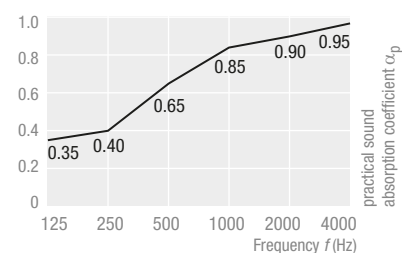


## Technical Properties

Building material class	A2-s1, d0 as per EN 13501-1
Sound absorption	EN ISO 354 $\alpha_w = 0.65(H)$ as per EN ISO 11654 $NRC = 0.70$ as per ASTM C 423
Sound attenuation	$D_{n,f,w} = 43 \text{ dB}$ as per EN ISO 10848 (30 mm thickness, as per test certificate)
Humidity resistance	up to 95% relative humidity
Light reflection	for white similar to RAL 9010 glare-free approx. 88%
Thermal conductivity	$\lambda = 0.052\text{-}0.057 \text{ W/mK}$ as per DIN 52612
Air permeability	PM1 ( $\leq 30 \text{ m}^3/\text{hm}^2$ ) as per DIN 18177
Colour	white similar to RAL 9010

- System **C** Exposed system, tiles demountable  
 System **F** Free span system, main runners exposed or concealed  
 System **I** Parallel Bandrastrer construction, cross tees exposed or concealed

## Sound absorption values



Available sizes and edges	Thickness/weight 30 mm (approx. 10.5 kg/m²)			
	System <b>C</b>			System <b>F I</b>
	SK	VT 15/24	VT-S 15F	AW/SK
Please note minimum quantities and lead times				
600 x 600 mm	•	•	•	—
625 x 625 mm	•	•	•	—
600 x 1200 mm	•	•	•	—
625 x 1250 mm	•	•	•	—
300 x 1200 - 1800 mm	—	—	—	on request

# THERMATEX® Acoustic RL

$$NRC = 0.15 \quad \alpha_w = 0.15(L)$$

$$D_{n,f,w} = 38 \text{ dB}$$

THERMATEX® Acoustic RL completes the THERMATEX® Acoustic series with very good sound reflection properties. It is therefore ideal for use in reflective ceiling fields in conjunction with highly absorbing tiles. Thanks to a uniform surface, it can be combined with all absorbing tiles of the THERMATEX® Acoustic Range. The resulting homogenous ceiling appearance is ideal for all rooms with its simple design.


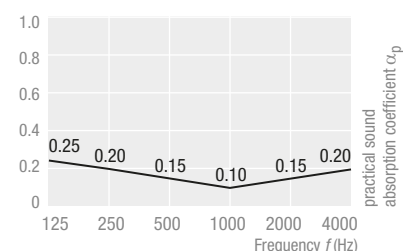


## Technical Properties

Building material class	A2-s1, d0 as per EN 13501-1
Fire resistance	F30 - F90 as per DIN 4102 part 2 (as per test certificate) REI30 - REI90 per EN 13501 part 2 (as per test certificate)
Sound absorption	EN ISO 354 $\alpha_w = 0.15(L)$ as per EN ISO 11654 $NRC = 0.15$ as per ASTM C 423
Sound attenuation	$D_{n,f,w} = 38 \text{ dB}$ as per EN ISO 10848 (19 mm thickness, as per test certificate)
Humidity resistance	up to 95% relative humidity
Light reflection	for white similar to RAL 9010 glare-free approx. 88%
Thermal conductivity	$\lambda = 0.052\text{-}0.057 \text{ W/mK}$ as per DIN 52612
Air permeability	PM1 ( $\leq 30 \text{ m}^3/\text{hm}^2$ ) as per DIN 18177
Colour	white similar to RAL 9010

System **C** Exposed system, tiles demountable

## Sound absorption values



Available sizes and edges	Thickness/weight 19 mm (approx. 5.4 kg/m²)		
	System <b>C</b>		
	SK	VT 15/24	VT-S 15F
Please note minimum quantities and lead times			
600 x 600 mm	•	on request	on request
625 x 625 mm	•	on request	on request
600 x 1200 mm	•	on request	on request
625 x 1250 mm	•	on request	on request





## AMF THERMATEX® Hygiene ceilings

Healthcare facilities and other branches with sensitive hygiene regulations deem well-balanced room acoustics as an important factor for the working environment and creating a healing atmosphere. With our Knauf AMF Health and Hygiene ceiling range, we enable high quality, sound optimised ceiling design for a wide range of facilities, impressing in both appearance and function. Our special Hygena treatment and our wet washable ceiling tiles offer the right solution for every application area.





## Hygiene — Balance between health and acoustics

We at Knauf AMF know that healthcare facilities place especially high demands for hygiene requirements on rooms and therefore also on the ceilings. Another aspect which is often given less consideration, but is as equally important, is the acoustic climate. In patient areas, comfortable room acoustics can increase the feeling of well-being and therefore aid the healing process. Also for those employed in hospitals, care homes or laboratories, a sound optimised working environment is important as too much exposure to noise can lead to concentration problems and even clinical signs of illness.

The different areas and activities within healthcare facilities have very different acoustic requirements. These depend on various factors such as the shape and volume of the room as well as the surfaces and equipment found within the space.

This requires individual solutions and is why we have developed different ceiling types and systems which fulfil the stringent hygiene requirements of the healthcare sector as well as our own high standards for fire protection and acoustics.



## Clean room – ISO room classification

Clean rooms are essential for medical research and treatment as well as the sterile production of pharmaceuticals. They enable different parameters, such as particle number, number of bacteria, temperature, humidity and pressure to be exactly monitored and controlled. This ensures that the constant flow of air has a high purity and fulfils all cleanliness criteria. This helps in protecting patients and ensuring the quality of medical products.

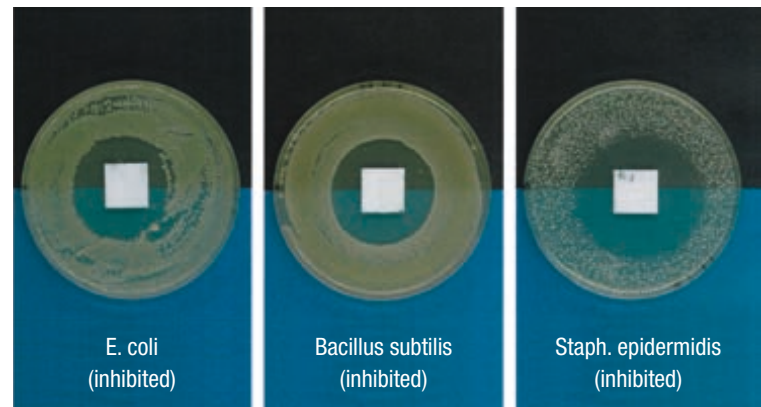
As all fittings in the room must achieve the required ISO classification, ceiling systems must also fulfil the highest requirements with regards particle emissions. This is why we have developed certified ceiling tiles especially adapted for the requirements of various clean room applications and hygiene classes and are suitable for clean rooms up to ISO Class 3. All our clean room solutions are tested in the reference clean rooms of the Fraunhofer Institute under laboratory conditions.





Determination of the resistance to a variety of fungi, bacteria and yeast strains as per ASTM G21/G22.

It is very clear to see through the test that the test specimens with Hygena are not attacked by fungi and bacteria and are therefore resistant to microbial attack.



## THERMATEX® Hygena

### For the highest demands

Due to the high utilisation of hospitals and clinics, the risk of the spread of pathogens and thus the infection of already sick people increases. To prevent this, a multitude of national and international regulations must be taken into account during the planning and design stage. Amongst others, are for example, the guidelines for hospital hygiene and preventing infection EN ISO 14644 or DIN 1946.

This is why Knauf AMF has developed the “Hygena treatment”, a special ceiling coating, which thanks to its unique composition, displays anti-bacterial and anti-fungal effects and therefore prevents the growth and spread of bacteria and fungi on the surface of the ceiling.





## Cleanability and chemical resistance

In health care and care facilities, clinical cleaning is essential to keep the risk of infection as low as possible. Therefore, all equipment and surfaces should be easy to clean.

Knauf AMF surfaces	Type of cleaning				Cleaning cycle
	Dry cleaning	Damp cleaning	Wet cleaning	Pressure cleaning	
THERMATEX® plain/smooth e.g. Plain, Laguna	•	•	–	–	daily
THERMATEX® textured e.g. Fine Stratos micro, Star	•	•	–	–	daily
THERMATEX® fissured e.g. Mercure, Fresko	•	•	–	–	daily
THERMATEX® Symetra	•	•	–	–	daily
Fleece-coated e.g. THERMATEX® Alpha, Thermofon	•	•	–	–	daily
Metal/Kombimetall perforated	•	•	–	–	daily
Metal/Kombimetall plain	•	•	•	–	1x weekly
THERMATEX® Thermaclean S	•	•	•	–	1x weekly
THERMATEX® Aquatec	•	•	•	•	1x weekly

Our ceiling tile **THERMATEX® Thermaclean S** has been tested for chemical resistance (cleanability) of the surface against cleaning, process and disinfection reagents in accordance with DIN 53168 test procedure A. The disinfectants were selected to include all basic types of chemical compounds found within disinfectants.

Not all Knauf AMF surfaces are suitable, for example, for wet or pressure cleaning. Suitable cleaning measures are to be taken as per the table above.



## Humidity resistance

In healthcare facilities, many people and processes come together which can quickly lead to an increase in humidity. The regular cleaning of surfaces also adds to this. In order to withstand cleaning and increased humidity in the long-term, surfaces in healthcare facilities must be especially humidity resistant.

Humidity has a significant influence on the stability and structure of a mineral fibre ceiling and therefore its longevity. High levels of water vapour content can lead in many cases to a loss of dimensional stability and deformation. Air behaves similarly to a sponge and can, dependent on the temperature, take in water in the form of vapour.



# THERMATEX® Aquatec

THERMATEX® Aquatec is the optimum solution for rooms with high humidity. Due to its special composition it is humidity resistant up to 100% RH. This means it is permanently form stable, even with constant humidity and temperatures from 0 to 40°C. In addition, it also displays excellent sound absorption performance. Its washable surface and discreet, high quality design make it the ideal solution for hygiene areas.

100%  
RH

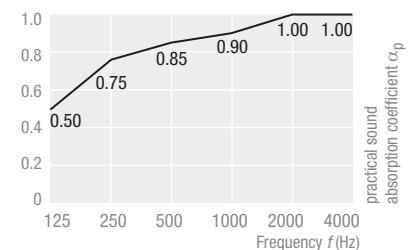


## Technical Properties

Building material class	A2-s1, d0 as per EN 13501-1
Fire resistance	F30 - F120 as per DIN 4102 part 2 (as per test certificate) REI30 - REI120 per EN 13501 part 2 (as per test certificate)
Sound absorption	EN ISO 354 $\alpha_w = 0.90$ as per EN ISO 11654 $NRC = 0.90$ as per ASTM C 423
Sound attenuation	$D_{n,f,w} = 28$ dB as per EN ISO 10848 (19 mm thickness, as per test certificate)
Humidity resistance	up to 100% relative humidity
Light reflection	for white similar to RAL 9010 glare-free approx. 88%
Thermal conductivity	$\lambda = 0.040$ W/mK as per DIN EN 12667
Thermal conductivity	PM1 ( $\leq 30$ m <sup>3</sup> /hm <sup>2</sup> ) as per DIN 18177
Clean room classification	class 3 as per ISO 14644-1
Colour	white similar to RAL 9010

System **A** Concealed system, tiles demountable  
System **C** Exposed system, tiles demountable

## Sound absorption values




Available sizes and edges	Thickness/weight 19 mm (approx. 5.2 kg/m <sup>2</sup> )		
	System <b>C</b>		System <b>A</b>
	SK	VT-S 15/24	AW/GN
Please note minimum quantities and lead times			
600 x 600 mm	•	•	•
625 x 625 mm	•	•	•



# THERMATEX® Thermaclean S

THERMATEX® Thermaclean S is a mineral tile that meets the highest hygiene requirements. Its wipeable surface prevents the growth of bacteria and fungi providing thorough cleanliness, even in rooms with high demands. The mineral tile is laminated with a white vinyl foil, which in addition to practical handling, also guarantees a subtle, elegant optic.

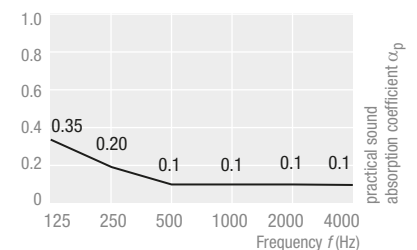


## Technical Properties

Building material class	A2-s3, d0 as per EN 13501-1
Fire resistance	F30 - F90 as per DIN 4102 part 2 (as per test certificate) REI30 - REI120 per EN 13501 part 2 (as per test certificate)
Sound absorption	EN ISO 354 $\alpha_w = 0.10(L)$ as per EN ISO 11654 $NRC = 0.15$ as per ASTM C 423
Sound attenuation	$D_{n,f,w} = 34$ dB as per EN ISO 10848 (15 mm thickness, as per test certificate)
Humidity resistance	up to 95% relative humidity
Light reflection	for white similar to RAL 9010 glare-free approx. 81%
Thermal conductivity	$\lambda = 0.052-0.057$ W/mK as per DIN 52612
Air permeability	PM1 ( $\leq 30$ m <sup>3</sup> /hm <sup>2</sup> ) as per DIN 18177
Hygiene	prevents bacteria and fungi
Clean room classification	class 3 as per ISO 14644-1
Colour	S-white

System **C** Exposed system, tiles demountable

## Sound absorption values



Available sizes and edges	Thickness/weight 15 mm (approx. 4.0 kg/m <sup>2</sup> )	
	System <b>C</b>	
	SK	
Please note minimum quantities and lead times		
600 x 600 mm	•	
625 x 625 mm	•	

# THERMATEX® Acoustic Hygena

THERMATEX® Acoustic Hygena is a 19 mm thick ceiling tile with a special anti-bacterial treatment. The “Hygena treatment” prevents a wide variety of fungi and bacteria from spreading. It ensures surface cleanliness with outstanding acoustics, achieving the best sound absorption values like all acoustic tiles. A visible, white acoustic fleece creates a smooth and elegant surface.

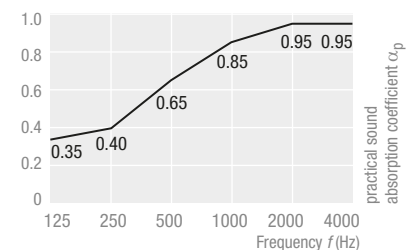


## Technical Properties

Building material class	A2-s1, d0 as per EN 13501-1
Fire resistance	F30 - F120 as per DIN 4102 part 2 (as per test certificate) REI30 - REI120 per EN 13501 part 2 (as per test certificate)
Sound absorption	EN ISO 354 $\alpha_w = 0.65(H)$ as per EN ISO 11654 $NRC = 0.70$ as per ASTM C 423
Sound attenuation	$D_{n,f,w} = 38$ dB as per EN ISO 10848 (19 mm thickness, as per test certificate) $D_{n,f,w} = 40$ dB as per EN ISO 10848 (in semi-concealed system, as per test certificate)
Humidity resistance	up to 95% relative humidity
Light reflection	for white similar to RAL 9010 glare-free approx. 88%
Thermal conductivity	$\lambda = 0.052-0.57$ W/mK as per DIN 52612
Air permeability	PM1 ( $\leq 30$ m³/hm²) as per DIN 18177
Hygiene	prevents bacteria and fungi
Clean room classification	class 4 as per ISO 14644-1
Colour	white similar to RAL 9010

System **C** Exposed system, tiles demountable

## Sound absorption values




Available sizes and edges	Thickness/weight 19 mm (approx. 4.6 kg/m²)	
	System <b>C</b>	
	SK	
Please note minimum quantities and lead times		
600 x 600 mm	•	
625 x 625 mm	•	



# THERMATEX®

## Alpha Hygena

THERMATEX® Alpha Hygena is a mineral, fleece-coated ceiling tile which in addition to meeting the high acoustic requirements of class A sound absorption, also inhibits the growth of germs, bacteria and fungi. Its special anti-bacterial properties make it especially suitable for use in healthcare, hygiene and clean room areas.

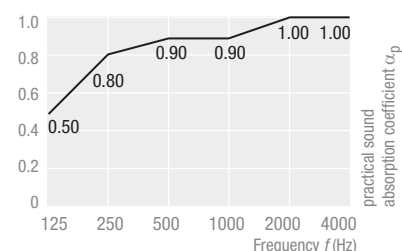


### Technical Properties

Building material class	A2-s1, d0 as per EN 13501-1
Fire resistance	F30 - F90 as per DIN 4102 part 2 (as per test certificate) REI30 - REI90 per EN 13501 part 2 (as per test certificate)
Sound absorption	EN ISO 354 $\alpha_w = 0.95$ as per EN ISO 11654 $NRC = 0.90$ as per ASTM C 423
Sound attenuation	$D_{n,f,w} = 28$ dB as per EN ISO 10848 (19 mm thickness, as per test certificate)
Humidity resistance	up to 95% relative humidity
Light reflection	for white similar to RAL 9010 glare-free approx. 88%
Thermal conductivity	$\lambda = 0.040$ W/mK as per EN 12667
Hygiene	prevents bacteria and fungi
Clean room classification	class 4 as per ISO 14644-1
Colour	white similar to RAL 9010

System **C** Exposed system, tiles demountable


### Sound absorption values



Available sizes and edges	Thickness/weight 19 mm (approx. 3.3 kg/m²)		
	System <b>C</b>		
	SK	VT-S 15/24	VT-S 15F
Please note minimum quantities and lead times			
600 x 600 mm	•	•	•
625 x 625 mm	•	•	•

# THERMATEX® Thermofon Hygena

THERMATEX® Thermofon is a mineral tile laminated with a white, acoustic fleece. As with other AMF THERMATEX® ceiling tiles it is distinguished by high sound absorption values. In addition, the special developed "Hygena treatment" prevents the spread of germs, bacteria and fungi on the tile surface.

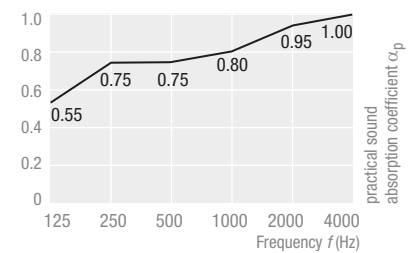


## Technical Properties

Building material class	A2-s1, d0 as per EN 13501-1
Sound absorption	EN ISO 354 $\alpha_w = 0.80(H)$ as per DIN EN ISO 11654 $NRC = 0.85$ as per ASTM C 423
Sound attenuation	$D_{n,f,w} = 28$ dB as per DIN EN 10848 (15 mm thickness, as per test certificate)
Humidity resistance	up to 95% relative humidity
Light reflection	bei Weiß ähnl. RAL 9010 blendfrei bis 88%
Thermal conductivity	$\lambda = 0.038$ W/mK as per EN 12667
Hygiene	prevents bacteria and fungi
Clean room classification	class 4 as per ISO 14644-1
Colour	white similar to RAL 9010

System **C** Exposed system, tiles demountable

## Sound absorption values



Available sizes and edges	Thickness/weight 15 mm (approx. 2.6 kg/m²)	
	System <b>C</b>	
	SK	VT-S 15/24
Please note minimum quantities and lead times		
600 x 600 mm	•	•
625 x 625 mm	•	•

# THERMATEX® Plain Hygena

The ceiling tile not only impresses with its excellent physical properties in fire protection and acoustics, but also fulfils the high requirements of healthcare facilities. A smooth surface as well as the specially developed "Hygena treatment" makes THERMATEX® Plain Hygena an ideal acoustic tile when it comes to the issues of health, cleanliness and hygiene.

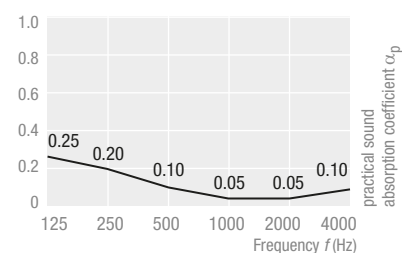


## Technical Properties

Building material class	A2-s1, d0 as per EN 13501-1
Fire resistance	F30-F120 as per DIN 4102 part 2 (as per test certificate) REI30 - REI120 per EN 13501 part 2 (as per test certificate)
Sound absorption	EN ISO 354 $\alpha_w = 0.10(L)$ as per EN ISO 11654 $NRC = 0.10$ as per ASTM C 423
Sound attenuation	$D_{n,c,w} = 34$ dB as per EN 20140-9 (15 mm thickness, as per test certificate)
Humidity resistance	up to 95% relative humidity
Light reflection	for white similar to RAL 9010 glare-free approx. 92%
Thermal conductivity	$\lambda = 0.052 - 0.057$ W/mK as per DIN 52612
Humidity resistance	up to 95% relative humidity
Hygiene	prevents bacteria and fungi
Clean room classification	class 4 as per ISO 14644-1
Colour	white similar to RAL 9010

System **C** Exposed system, tiles demountable

## Sound absorption values



Available sizes and edges	Thickness/weight 15 mm (approx. 4.0 kg/m²), 19 mm (approx. 5.3 kg/m²)	
	System <b>C</b>	
	SK	VT 15/24
Please note minimum quantities and lead times		
600 x 600 mm	•	•
625 x 625 mm	•	•
600 x 1200 mm	•	•
625 x 1250 mm	•	•









## AMF THERMATEX® Design ceilings

Architects and designers use a diverse range of materials to give every building a distinctive, unmistakable appearance. AMF THERMATEX® Design ceilings help interiors to achieve this individuality. High quality mineral tiles provide a room with a high acoustic quality and at the same time open up great scope for vibrant interior design with contemporary and appealing surfaces.





## Design ceilings – timeless appearance, functional and innovative

The interior ceilings of today are barely recognisable compared to those of 30 years ago: In addition to technical advancements in acoustics, fire protection or hygiene, new manufacturing and processing techniques and new installation systems enable completely new design solutions.


Today's ceilings fulfil almost every aesthetic requirement and let the imagination run wild: printed, drilled and punched surfaces, colour variations in any RAL colour and special colours, 3D effects by suspending in layers, triangular and polygonal ceiling rafts, arched or waved ceiling elements – with ceiling systems from **AMF THERMATEx®**, architects and designers can create completely new interior experiences in terms of design and aesthetics.





# THERMATEX® Varioline Metal

THERMATEX® Varioline Metal is a fleece-coated, highly absorbing acoustic tile. In addition to fulfilling high acoustic requirements, the class A sound absorber also fulfils important physical properties in fire protection and hygiene. Its sophisticated product design allows uncomplicated handling and installation. The high quality acoustic fleece also gives an elegant optic with the application of a metal tile décor of a typical perforation pattern in contrasting black.

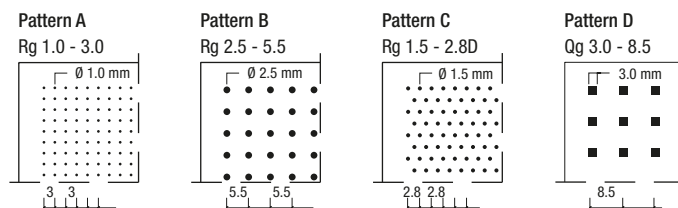
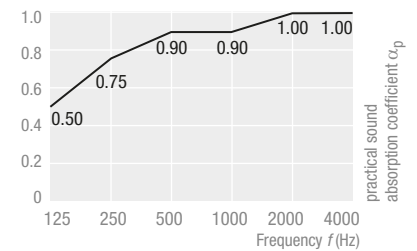


## Technical Properties

Building material class	A2-s1, d0 as per EN 13501-1
Fire resistance	F30 - F90 as per DIN 4102 part 2 (as per test certificate) REI30 - REI90 per EN 13501 part 2 (as per test certificate)
Sound absorption	EN ISO 354 $\alpha_w = 0.95$ as per EN ISO 11654 $NRC = 0.90$ as per ASTM C 423
Sound attenuation	$D_{n,f,w} = 28$ dB as per EN ISO 10848 (19 mm thickness, as per test certificate)
Humidity resistance	up to 95% relative humidity
Thermal conductivity	$\lambda = 0.040$ W/mK as per EN 12667
Air permeability	PM1 ( $\leq 30$ m <sup>3</sup> /hm <sup>2</sup> ) as per DIN 18177
Surface design	Perforation image

System **C** Exposed system, tiles demountable


## Sound absorption values



Available sizes and edges	Thickness/weight 19 mm (approx. 3.1 kg/m <sup>2</sup> )		
	System <b>C</b>		
	SK	VT-S 15/24	VT-S15F
Please note minimum quantities and lead times			
600 x 600 mm	•	•	•
625 x 625 mm	•	•	•
600 x 1200 mm	•	•	•
625 x 1250 mm	•	•	•

# THERMATEX® Varioline Acoustic Metal

The mineral tile THERMATEX® Varioline Acoustic Metal achieves high sound absorption values and good sound attenuation. The design of the visible acoustic fleece provides a striking, smooth and elegant surface with the application of a metal tile décor in a typical perforation pattern in contrasting black.

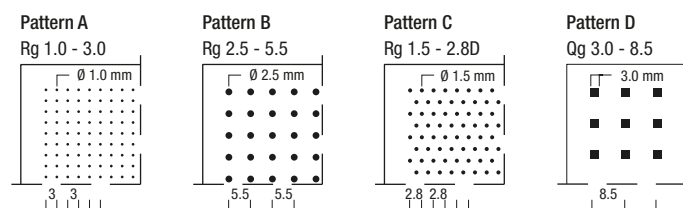
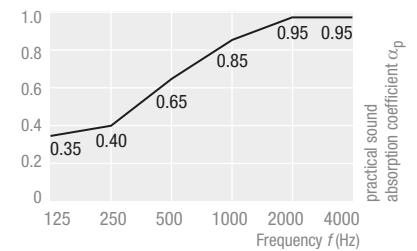


## Technical Properties

Building material class	A2-s1, d0 as per EN 13501-1
Fire resistance	F30 as per DIN 4102 part 2 (as per test certificate) REI30 per EN 13501 part 2 (as per test certificate)
Sound absorption	EN ISO 354 $\alpha_w = 0.65(H)$ as per EN ISO 11654 $NRC = 0.70$ as per ASTM C 423
Sound attenuation	$D_{n,f,w} = 40$ dB as per EN ISO 10848 (in semi-concealed system, as per test certificate)
Humidity resistance	up to 95% relative humidity
Thermal conductivity	$\lambda = 0.052-0.057$ W/mK as per DIN 52612
Air permeability	PM1 ( $\leq 30$ m³/hm²) as per DIN 18177
Surface design	Perforation image

System **F** Free span system, main runners exposed or concealed  
System **I** Parallel Bandrastrer construction, cross tees exposed or concealed

## Sound absorption values




Available sizes and edges	Thickness/weight 19 mm (approx. 4.6 kg/m²)	
	System <b>F I</b>	
	AW/SK	
Please note minimum quantities and lead times		
300 x 1200 - 1800 mm		



# THERMATEX® Varioline SF Metal

The grid construction of the acoustic ceiling THERMATEX® Varioline SF Metal is almost completely concealed by a special edge, except for a narrow shadow gap, making the profiles almost unnoticeable. As installation only takes place from below, THERMATEX® Varioline SF Metal has a minimal installation height and is therefore particularly suited to refurbishment projects. A simple shift along the profile makes the removal and insertion of individual ceiling tiles easy. At the same time, the non-visible perforation within the ceiling material achieves very good sound absorption results and is applied with a metal tile décor in a typical perforation pattern in contrasting black.

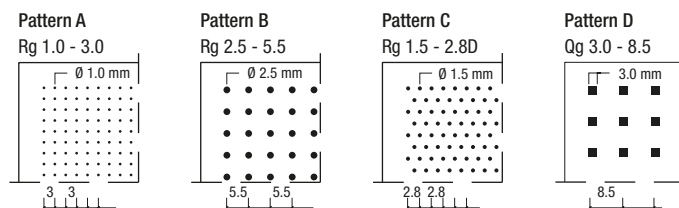
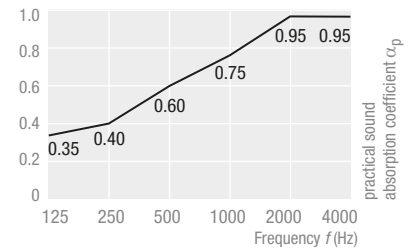


## Technical Properties

Building material class	A2-s1, d0 as per EN 13501-1
Fire resistance	F30 as per DIN 4102 part 2 (as per test certificate) REI30 per EN 13501 part 2 (as per test certificate)
Sound absorption	EN ISO 354 $\alpha_w = 0.65(H)$ as per EN ISO 11654 $NRC = 0.70$ as per ASTM C 423
Sound attenuation	$D_{n,f,w} = 38$ dB as per EN ISO 10848 (24 mm thickness, as per test certificate)
Humidity resistance	up to 90% relative humidity
Thermal conductivity	$\lambda = 0.052-0.057$ W/mK as per DIN 52612
Air permeability	PM1 ( $\leq 30$ m <sup>3</sup> /hm <sup>2</sup> ) as per DIN 18177
Surface design	perforation image

System **C** Exposed system (semi-concealed – SF edge), tiles demountable

## Sound absorption values



Available sizes and edges	Thickness/weight 24 mm (approx. 8.4 kg/m <sup>2</sup> )	
	System <b>C</b>	
	SF (long edge) (short edge)	
Please note minimum quantities and lead times		
600 x 600 mm	•	
625 x 625 mm	•	



# THERMATEX® Varioline Wood

THERMATEX® Varioline Wood is a fleece-coated, highly absorbing acoustic tile. The class A sound absorber fulfils high acoustic requirements as well as important physical properties in fire protection and hygiene. The sophisticated product design enables uncomplicated handling and installation. The high quality acoustic fleece also gives an elegant optic and is applied with a wood décor in a trendy wood surface.

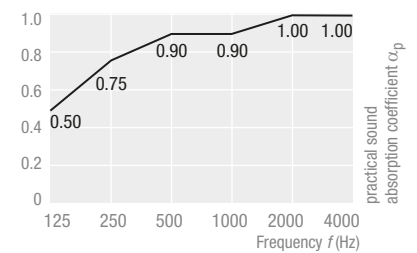


## Technical Properties

Building material class	A2-s1, d0 as per EN 13501-1
Fire resistance	F30 - F90 as per DIN 4102 part 2 (as per test certificate) REI30 - REI90 per EN 13501 part 2 (as per test certificate)
Sound absorption	EN ISO 354 $\alpha_w = 0.95$ as per EN ISO 11654 $NRC = 0.90$ as per ASTM C 423
Sound attenuation	$D_{n,f,w} = 28$ dB as per EN ISO 10848 (19 mm thickness, as per test certificate)
Humidity resistance	up to 95% relative humidity
Thermal conductivity	$\lambda = 0.040$ W/mK as per EN 12667
Air permeability	PM1 ( $\leq 30$ m <sup>3</sup> /hm <sup>2</sup> ) as per DIN 18177
Surface design	wood decor

System **C** Exposed system, tiles demountable

## Sound absorption values



Ash	Birch	Cherry (US)	Larch	Oak	Cherry (European)
-----	-------	-------------	-------	-----	-------------------

Available sizes and edges	Thickness/weight 19 mm (approx. 3.1 kg/m <sup>2</sup> )		
	System <b>C</b>		
	SK	VT-S 15/24	VT-S15F
Please note minimum quantities and lead times			
600 x 600 mm	•	•	•
625 x 625 mm	•	•	•
600 x 1200 mm	•	•	•
625 x 1250 mm	•	•	•



# THERMATEX®

## Varioline Acoustic Wood

The mineral tile THERMATEX® Varioline Acoustic Wood achieves high sound absorption values and good sound attenuation. The design of the visible acoustic fleece provides a striking, smooth and elegant surface with the application of a wood décor in a trendy wood surface.

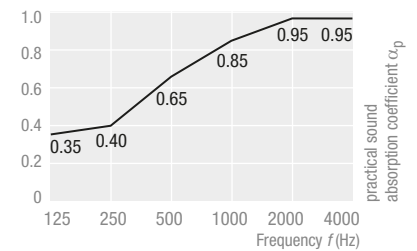


### Technical Properties

Building material class	A2-s1, d0 as per EN 13501-1
Fire resistance	F30 as per DIN 4102 part 2 (as per test certificate) REI30 per EN 13501 part 2 (as per test certificate)
Sound absorption	EN ISO 354 $\alpha_w = 0.65(H)$ as per EN ISO 11654 $NRC = 0.70$ as per ASTM C 423
Sound attenuation	$D_{n,f,w} = 40$ dB as per EN ISO 10848 (in semi-concealed system, as per test certificate)
Humidity resistance	up to 95% relative humidity
Thermal conductivity	$\lambda = 0.052-0.057$ W/mK as per DIN 52612
Air permeability	PM1 ( $\leq 30$ m <sup>3</sup> /hm <sup>2</sup> ) as per DIN 18177
Surface design	wood decor

System **F** Free span system, main runners exposed or concealed  
System **I** Parallel Bandraster construction, cross tees exposed or concealed

### Sound absorption values



Ash	Birch	Cherry (US)	Larch	Oak	Kirsche (European)
-----	-------	-------------	-------	-----	--------------------

Available sizes and edges	Thickness/weight 19 mm (approx. 4.6 kg/m <sup>2</sup> )
	System <b>F I</b>
	AW/SK
Please note minimum quantities and lead times	
300 x 1200 - 1800 mm	•

# THERMATEX® Varioline SF Wood

The grid construction of the acoustic ceiling THERMATEX® Varioline SF Wood is almost completely concealed by a special edge, except for a narrow shadow gap, making the profiles almost unnoticeable. As installation only takes place from below, THERMATEX® Varioline SF Wood has a minimal installation height and is therefore particularly suited to refurbishment projects. A simple shift along the profile makes the removal and insertion of individual ceiling tiles easy. At the same time, the non-visible perforation within the ceiling material achieves very good sound absorption results and is applied with a wood décor in a trendy wood surface.


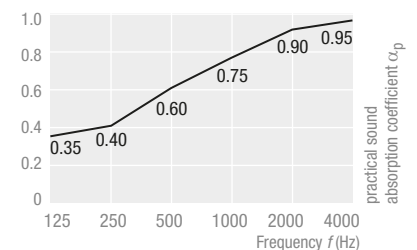


## Technical Properties

Building material class	A2-s1, d0 as per EN 13501-1
Fire resistance	F30 as per DIN 4102 part 2 (as per test certificate) REI30 per EN 13501 part 2 (as per test certificate)
Sound absorption	EN ISO 354 $\alpha_w = 0.65(H)$ as per EN ISO 11654 $NRC = 0.70$ as per ASTM C 423
Sound attenuation	$D_{n,f,w} = 38$ dB as per EN ISO 10848 (24 mm thickness, as per test certificate)
Humidity resistance	up to 90% relative humidity
Thermal conductivity	$\lambda = 0.052-0.057$ W/mK as per DIN 52612
Air permeability	PM1 ( $\leq 30$ m <sup>3</sup> /hm <sup>2</sup> ) as per DIN 18177
Surface design	wood decor

System **C** Exposed system (semi-concealed – SF edge), tiles demountable

## Sound absorption values



Ash	Birch	Cherry (US)	Larch	Oak	Kirsche (Europain)
-----	-------	-------------	-------	-----	--------------------

Available sizes and edges	Thickness/weight 24 mm (approx. 8.4 kg/m <sup>2</sup> )	
	System <b>C</b>	
	SF (long edge) (short edge)	
Please note minimum quantities and lead times		
600 x 600 mm	•	
625 x 625 mm	•	

# THERMATEX® Varioline Motif

THERMATEX® Varioline Motif is a fleece-coated, highly absorbing acoustic tile. The class A sound absorber fulfils high acoustic requirements as well as important physical properties in fire protection and hygiene. The sophisticated product design enables uncomplicated handling and installation. The high quality acoustic fleece also gives an elegant optic and can be supplied with a unique customised motif to meet individual requirements.



## Technical Properties

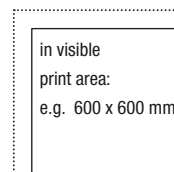
Building material class	A2-s1, d0 or C-s1, d0 as per EN 13501-1 (dependent on motif)
Fire resistance	F30 - F90 as per DIN 4102 part 2 (as per test certificate) REI30 - REI90 per EN 13501 part 2 (as per test certificate)
Sound absorption	EN ISO 354 $\alpha_w = 0.95$ as per EN ISO 11654 $NRC = 0.90$ as per ASTM C 423
Sound attenuation	$D_{n,f,w} = 28$ dB as per EN ISO 10848 (19 mm thickness, as per test certificate)
Humidity resistance	up to 95% relative humidity
Thermal conductivity	$\lambda = 0.040$ W/mK as per EN 12667
Air permeability	PM1 ( $\leq 30$ m³/hm²) as per DIN 18177
Surface design	motif image

System **C** Exposed system, tiles demountable

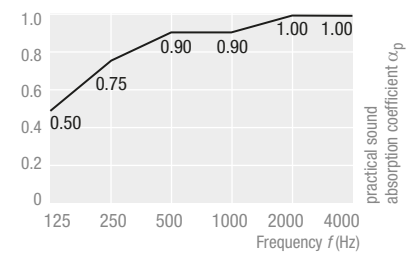
## Graphic requirements

- Printable graphic files: .tif, .jpg, .eps in an appropriate size
- Printable PDF files in x3 standard
- Resolution min. 200 dpi
- Alternative: Vector files
- 3 mm bleed margin on all sides

Bleed margin:  
3 mm on all sides



## Sound absorption values



Available sizes and edges	Thickness/weight 19 mm (approx. 3.1 kg/m²)		
	System <b>C</b>		
	SK	VT-S 15/24	VT-S15F
Please note minimum quantities and lead times			
600 x 600 mm	•	•	•
625 x 625 mm	•	•	•
600 x 1200 mm	•	•	•
625 x 1250 mm	•	•	•



# THERMATEX®

## Varioline Acoustic Motif

The mineral tile THERMATEX® Varioline Acoustic Motif achieves high sound absorption values and good sound attenuation. The design of the visible acoustic fleece provides a striking, smooth and elegant surface with the application of a unique customised motif to meet individual requirements.



### Technical Properties

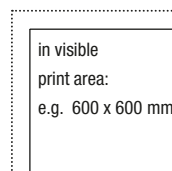
Building material class	A2-s1, d0 or C-s1, d0 as per EN 13501-1 (dependent on motif)
Fire resistance	F30 as per DIN 4102 part 2 (as per test certificate) REI30 per EN 13501 part 2 (as per test certificate)
Sound absorption	EN ISO 354 $\alpha_w = 0.65(H)$ as per EN ISO 11654 $NRC = 0.70$ as per ASTM C 423
Sound attenuation	$D_{n,f,w} = 40$ dB as per EN ISO 10848 (in semi-concealed system, as per test certificate)
Humidity resistance	up to 95% relative humidity
Thermal conductivity	$\lambda = 0.052-0.057$ W/mK as per DIN 52612
Air permeability	PM1 ( $\leq 30$ m³/hm²) as per DIN 18177
Surface design	motif image

System **F** Free span system, main runners exposed or concealed  
System **I** Parallel Bandrastrer construction, cross tees exposed or concealed

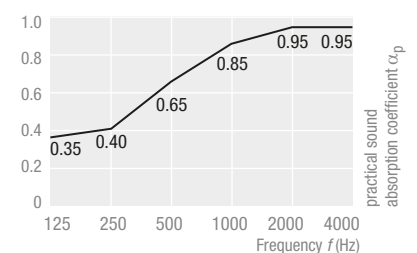
### Graphic requirements

- Printable graphic files: .tif, .jpg, .eps in an appropriate size
- Printable PDF files in x3 standard
- Resolution min. 200 dpi
- Alternative: Vector files
- 3 mm bleed margin on all sides

Bleed margin:  
3 mm on all sides




### Sound absorption values



Available sizes and edges	Thickness/weight 19 mm (approx. 4.6 kg/m²)
	System <b>F I</b>
	AW/SK
Please note minimum quantities and lead times	
300 x 1200 - 1800 mm	

# THERMATEX® Varioline SF Motif

The grid construction of the acoustic ceiling THERMATEX® Varioline SF Motif is almost completely concealed by a special edge, except for a narrow shadow gap, making the profiles almost unnoticeable. As installation only takes place from below, THERMATEX® Varioline SF Motif has a minimal installation height and is therefore particularly suited to refurbishment projects. A simple shift along the profile makes the removal and insertion of individual ceiling tiles easy. At the same time, the non-visible perforation within the ceiling material achieves very good sound absorption results and is applied with a unique customised motif to meet individual requirements.



## Technical Properties

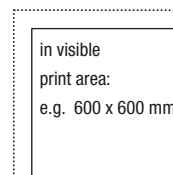
Building material class	A2-s1, d0 or C-s1, d0 as per EN 13501-1 (dependent on motif)
Fire resistance	F30 as per DIN 4102 part 2 (as per test certificate) REI30 per EN 13501 part 2 (as per test certificate)
Sound absorption	EN ISO 354 $\alpha_w = 0.65(H)$ as per EN ISO 11654 $NRC = 0.70$ as per ASTM C 423
Sound attenuation	$D_{n,f,w} = 38$ dB as per EN ISO 10848 (24 mm thickness, as per test certificate)
Humidity resistance	up to 90% relative humidity
Thermal conductivity	$\lambda = 0.052-0.057$ W/mK as per DIN 52612
Air permeability	PM1 ( $\leq 30$ m <sup>3</sup> /hm <sup>2</sup> ) as per DIN 18177
Surface design	motif image

System **C** Exposed system (semi-concealed – SF edge), tiles demountable

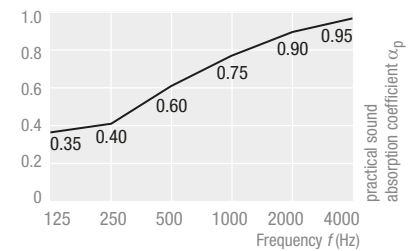
## Graphic requirements

- Printable graphic files: .tif, .jpg, .eps in an appropriate size
- Printable PDF files in x3 standard
- Resolution min. 200 dpi
- Alternative: Vector files
- 3 mm bleed margin on all sides

Bleed margin:  
3 mm on all sides



## Sound absorption values



Available sizes and edges	Thickness/weight 24 mm (approx. 8.4 kg/m <sup>2</sup> )	
	System <b>C</b>	
	SF (long edge) (short edge)	
Please note minimum quantities and lead times		
600 x 600 mm	•	
625 x 625 mm	•	



# THERMATEX®

## Varioline Urban Style

THERMATEX® Varioline Urban Style is a fleece-coated, highly absorbing acoustic tile. In addition to fulfilling high acoustic requirements, the class A sound absorber also fulfils important physical properties in fire protection and hygiene. Its sophisticated product design allows uncomplicated handling and installation. The high quality acoustic fleece also gives an elegant optic with the application of a timeless, urban surface texture.

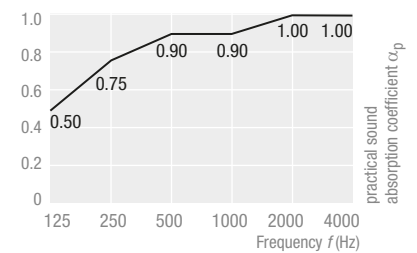


### Technical Properties

Building material class	A2-s1, d0 as per EN 13501-1
Fire resistance	F30 - F90 as per DIN 4102 part 2 (as per test certificate) REI30 - REI90 per EN 13501 part 2 (as per test certificate)
Sound absorption	EN ISO 354 $\alpha_w = 0.95$ as per EN ISO 11654 $NRC = 0.90$ as per ASTM C 423
Sound attenuation	$D_{n,f,w} = 28$ dB as per EN ISO 10848 (19 mm thickness, as per test certificate)
Humidity resistance	up to 95% relative humidity
Thermal conductivity	$\lambda = 0.040$ W/mK as per EN 12667
Air permeability	PM1 ( $\leq 30$ m <sup>3</sup> /hm <sup>2</sup> ) as per DIN 18177
Surface design	material texture

System **C** Exposed system, tiles demountable

### Sound absorption values



Available sizes and edges	Thickness/weight 19 mm (approx. 3.1 kg/m <sup>2</sup> )		
	System <b>C</b>		
	SK	VT-S 15/24	VT-S15F
Please note minimum quantities and lead times			
600 x 600 mm	•	•	•
625 x 625 mm	•	•	•
600 x 1200 mm	•	•	•
625 x 1250 mm	•	•	•



# THERMATEX®

## Varioline Acoustic Urban Style

The mineral tile THERMATEX® Varioline Acoustic Urban Style achieves high sound absorption values and good sound attenuation. The design of the visible acoustic fleece provides a striking, smooth and elegant surface with the application of a timeless, urban surface texture.



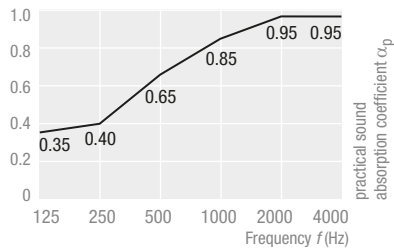
### Technical Properties

Building material class	A2-s1, d0 as per EN 13501-1
Fire resistance	F30 as per DIN 4102 part 2 (as per test certificate) REI30 per EN 13501 part 2 (as per test certificate)
Sound absorption	EN ISO 354 $\alpha_w = 0.65(H)$ as per EN ISO 11654 $NRC = 0.70$ as per ASTM C 423
Sound attenuation	$D_{n,f,w} = 40$ dB as per EN ISO 10848 (in semi-concealed system, as per test certificate)
Humidity resistance	up to 95% relative humidity
Thermal conductivity	$\lambda = 0.052-0.057$ W/mK as per DIN 52612
Air permeability	PM1 ( $\leq 30$ m <sup>3</sup> /hm <sup>2</sup> ) as per DIN 18177
Surface design	material texture

System **F** Free span system, main runners exposed or concealed  
System **I** Parallel Bandrastrer construction, cross tees exposed or concealed



### Sound absorption values



Available sizes and edges	Thickness/weight 19 mm (approx. 4.6 kg/m <sup>2</sup> )
	System <b>F I</b>
	AW/SK
Please note minimum quantities and lead times	
300 x 1200 - 1800 mm	•





# THERMATEX®

## Varioline SF Urban Style

The grid construction of the acoustic ceiling  
**THERMATEX® Varioline SF Urban Style** is almost completely concealed by a special edge, except for a narrow shadow gap, making the profiles almost unnoticeable. As installation only takes place from below, **THERMATEX® Varioline SF Urban Style** has a minimal installation height and is therefore particularly suited to refurbishment projects. At the same time, the non-visible perforation within the ceiling material achieves very good sound absorption results.


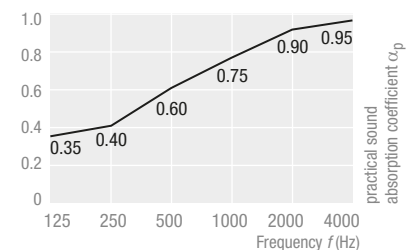


### Technical Properties

Building material class	A2-s1, d0 as per EN 13501-1
Fire resistance	F30 as per DIN 4102 part 2 (as per test certificate) REI30 per EN 13501 part 2 (as per test certificate)
Sound absorption	EN ISO 354 $\alpha_w = 0.65(H)$ as per EN ISO 11654 $NRC = 0.70$ as per ASTM C 423
Sound attenuation	$D_{n,f,w} = 38$ dB as per EN ISO 10848 (24 mm thickness, as per test certificate)
Humidity resistance	up to 90% relative humidity
Thermal conductivity	$\lambda = 0.052-0.057$ W/mK as per DIN 52612
Air permeability	PM1 ( $\leq 30$ m³/hm²) as per DIN 18177
Surface design	material texture

System **C** Exposed system (semi-concealed – SF edge), tiles demountable

### Sound absorption values




Available sizes and edges	Thickness/weight 24 mm (approx. 8.4 kg/m²)	
	System <b>C</b>	
	SF (long edge) (short edge)	
Please note minimum quantities and lead times		
600 x 600 mm	•	
625 x 625 mm	•	



# THERMATEX®

## Symetra Rg 4-16

For an extraordinary optic with outstanding acoustics, we recommend THERMATEX® Symetra Rg 4-16. The mineral tile achieves the best results in acoustics. Its unique feature is a uniformly drilled surface. The vast, linear rows of perforations create a high quality architectural atmosphere.



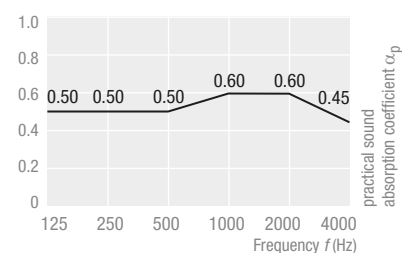
### Technical Properties

Building material class	A2-s1, d0 as per EN 13501-1
Fire resistance	F30 - F90 as per DIN 4102 part 2 (as per test certificate) REI30 - REI90 per EN 13501 part 2 (as per test certificate)
Sound absorption	EN ISO 354 $\alpha_w = 0.55$ as per EN ISO 11654 $NRC = 0.55$ as per ASTM C 423
Humidity resistance	up to 90% relative humidity
Light reflection	for white similar to RAL 9010 glare-free approx. 87%
Thermal conductivity	$\lambda = 0.052-0.057$ W/mK as per DIN 52612
Colour	white similar to RAL 9010

System **A** Concealed system, tiles demountable / non-accessible

System **C** Exposed system, tiles demountable


### Sound absorption values



Available sizes and edges	Thickness/weight 15 mm (approx. 4.0 kg/m²)			Thickness/weight 19 mm (approx. 5.3 kg/m²)
	System <b>C</b>			System <b>A</b>
	SK	VT 15/24	VT-S15F	AW/GN
Please note minimum quantities and lead times				
600 x 600 mm	•	•	•	•
625 x 625 mm	•	•	•	•

# THERMATEX® Symetra Rg 4-10

With THERMATEX® Symetra Rg 4-10 we offer a uniformly perforated mineral tile which achieves very good values in acoustics. The surface, with its close, linear perforated rows creates a fine, harmonious ceiling.



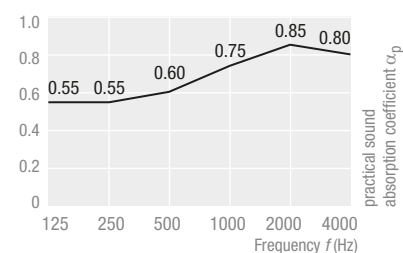
## Technical Properties

Building material class	A2-s1, d0 as per EN 13501-1
Fire resistance	F30 - F90 as per DIN 4102 part 2 (as per test certificate) REI30 - REI90 per EN 13501 part 2 (as per test certificate)
Sound absorption	EN ISO 354 $\alpha_w = 0.70$ as per EN ISO 11654 $NRC = 0.70$ as per ASTM C 423
Humidity resistance	up to 90% relative humidity
Light reflection	for white similar to RAL 9010 glare-free approx. 87%
Thermal conductivity	$\lambda = 0.052-0.057$ W/mK as per DIN 52612
Colour	white similar to RAL 9010

System **A** Concealed system, tiles demountable / non-accessible

System **C** Exposed system, tiles demountable

## Sound absorption values




Available sizes and edges	Thickness/weight 15 mm (approx. 4.0 kg/m²)			Thickness/weight 19 mm (approx. 5.3 kg/m²)
	System <b>C</b>			System <b>A</b>
	SK	VT 15/24	VT-S15F	AW/GN
Please note minimum quantities and lead times				
600 x 600 mm	•	•	•	•
625 x 625 mm	•	•	•	•



# THERMATEX®

## Symetra Rg 2.5-10

The THERMATEX® Symetra Rg 2.5-10 is a mineral tile characterised by its linear rows of perforations. It fulfils the highest requirements in acoustics. The close perforations create a harmonious patterned ceiling that due to its simple elegance can be used in a wide variety of rooms.



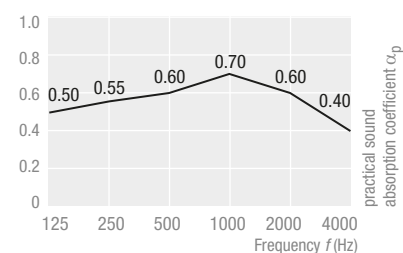
### Technical Properties

Building material class	A2-s1, d0 as per EN 13501-1
Fire resistance	F30 - F90 as per DIN 4102 part 2 (as per test certificate) REI30 - REI90 per EN 13501 part 2 (as per test certificate)
Sound absorption	EN ISO 354 $\alpha_w = 0.60$ as per EN ISO 11654 $NRC = 0.65$ as per ASTM C 423
Humidity resistance	up to 90% relative humidity
Light reflection	for white similar to RAL 9010 glare-free approx. 87%
Thermal conductivity	$\lambda = 0.052-0.057$ W/mK as per DIN 52612
Colour	white similar to RAL 9010

System **A** Concealed system, tiles demountable / non-accessible

System **C** Exposed system, tiles demountable

### Sound absorption values




Available sizes and edges	Thickness/weight 15 mm (approx. 4.0 kg/m²)			Thickness/weight 19 mm (approx. 5.3 kg/m²)
	System <b>C</b>			System <b>A</b>
	SK	VT 15/24	VT-S15F	AW/GN
Please note minimum quantities and lead times				
600 x 600 mm	•	•	•	•
625 x 625 mm	•	•	•	•



# THERMATEX®

## Symetra Rg 4-16/4 x 4

The THERMATEX® Symetra Rg 4-16/4 x 4, like all tiles in the Symetra range, impresses with its uniform drilled holes and outstanding values in acoustics. It features a so-called block perforation. Uniform breaks in the rows of perforations result in a grid-like pattern of four by four perforations. The result is an accurate, well-ordered surface design ideal for use in show rooms, amongst other applications.

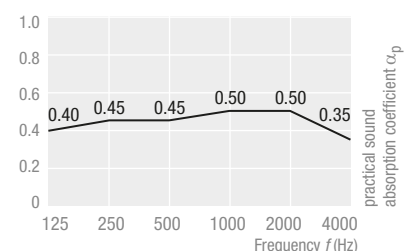


### Technical Properties

Building material class	A2-s1, d0 as per EN 13501-1
Fire resistance	F30 - F90 as per DIN 4102 part 2 (as per test certificate) REI30 - REI90 per EN 13501 part 2 (as per test certificate)
Sound absorption	EN ISO 354 $\alpha_w = 0.50$ as per EN ISO 11654 $NRC = 0.50$ as per ASTM C 423
Humidity resistance	up to 90% relative humidity
Light reflection	for white similar to RAL 9010 glare-free approx. 87%
Thermal conductivity	$\lambda = 0.052-0.057$ W/mK as per DIN 52612
Colour	white similar to RAL 9010

- System **A** Concealed system, tiles demountable / non-accessible  
 System **C** Exposed system, tiles demountable  
 System **F** Free span system, main runners exposed or concealed  
 System **I** Parallel Bandrastrer construction, cross tees exposed or concealed

### Sound absorption values




Available sizes and edges	Thickness/weight 15 mm (approx. 4.0 kg/m²)			Thickness/weight 19 mm (approx. 5.3 kg/m²)	
	System <b>C</b>			System <b>A</b>	System <b>F I</b>
	SK	VT 15/24	VT-S15F	AW/GN	AW/SK
Please note minimum quantities and lead times					
600 x 600 mm	•	•	•	—	—
625 x 625 mm	•	•	•	•	—
300 x 1200 - 2000 mm	—	—	—	—	•



# THERMATEX® Symetra RS 15-20

THERMATEX® Symetra RS 15-20 is a mineral tile which not only offers the best values in acoustics but also an irregular and extraordinary ceiling appearance. Random holes with 15 or 20 mm diameters form a heterogeneous surface. An architectural and creative ceiling design is created setting the ceiling tiles modernity in the foreground.

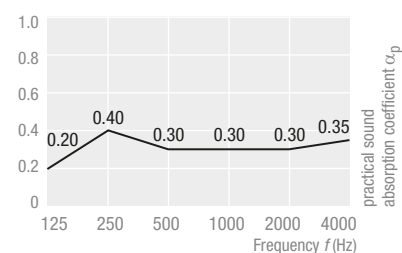


## Technical Properties

Building material class	A2-s1, d0 as per EN 13501-1
Sound absorption	EN ISO 354 $\alpha_w = 0.30(L)$ as per EN ISO 11654 $NRC = 0.35$ as per ASTM C 423
Humidity resistance	up to 90% relative humidity
Thermal conductivity	$\lambda = 0.052-0.057$ W/mK as per DIN 52612
Colour	white similar to RAL 9010

System **C** Exposed system, tiles demountable


## Sound absorption values



Available sizes and edges	Thickness/weight 19 mm (approx. 5.3 kg/m²)	
	System <b>C</b>	
	SK	VT 15/24
Please note minimum quantities and lead times		
600 x 600 mm	•	•
625 x 625 mm	•	•

# THERMATEX® Kombimetall

THERMATEX® Kombimetall is a combination of a metal surface and mineral tile core. The combination fulfils the highest performance requirements in fire protection and acoustics. It is ideally suited for installation with System F (corridor ceilings) and System I (Bandraster). THERMATEX® Kombimetall unites the proven safety and ease of installation of a functional ceiling with the high quality finish of a metal ceiling.

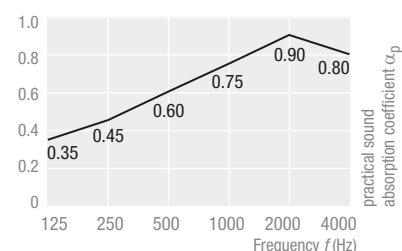


## Technical Properties

Building material class	A2-s1, d0 as per EN 13501-1
Fire resistance	F30 - F120 as per DIN 4102 part 2 (as per test certificate) REI30 - REI120 per EN 13501 part 2 (as per test certificate)
Sound absorption	EN ISO 354 $\alpha_w = 0.65(H)$ as per EN ISO 11654 $NRC = 0.70$ as per ASTM C 423
Sound attenuation	$D_{n,f,w} = 42$ dB as per EN ISO 10848 (plank format, as per test certificate)
Humidity resistance	up to 90% relative humidity (with variable humidity up to 30°C)
Thermal conductivity	PM1 ( $\leq 30$ m <sup>3</sup> /hm <sup>2</sup> ) as per DIN 18177
Colour	white similar to RAL 9010

- System **F** Free span system, main runners exposed or concealed  
 System **I** Parallel Bandraster construction, cross tees exposed or concealed

## Sound absorption values



Available sizes and edges	Thickness/weight 21 mm (approx. 9.5 kg/m <sup>2</sup> )	
	System <b>F</b> <b>I</b>	
	AW/SK	GN/SK
Please note minimum quantities and lead times		
300 x 1600 mm	•	•
300 x 1800 mm	•	•
300 x 2000 mm	•	•
300 x 2500 mm	•	•





## AMF THERMATEX® ceiling rafts, baffles and wall absorbers

Different areas of absorption achieve varying effects in room acoustics. This is why in addition to classic acoustic ceilings, **AMF THERMATEX®** offers other exciting acoustic elements. Ceiling rafts, wall absorbers and baffles constitute creative solutions to provide a room with effective acoustics as well as meeting the highest aesthetic requirements. The refined Soundmosaic enables a ceiling to become an innovative loudspeaker. The **AMF THERMATEX®** Beamex System offers a clever solution for concealing projectors and equipment behind a ceiling tile.





## Ceiling rafts, baffles and wall absorbers – Stylish, quickly installed and acoustically beneficial

Especially in modern architecture, the use of glass and concrete mean limited surfaces are available for acoustic control. Ceiling rafts, baffles and wall absorbers offer an excellent option to dampen the sound and substantially improve the room acoustics.

In order to determine the most suitable ceiling raft, baffle or wall absorber solution, Knauf AMF works in partnership with architects and designers to offer advice and technical support. A team of experienced technicians support clients in finding a perfect, quick and aesthetic solution for every room design and acoustic situation.

### Floating: AMF THERMATEx® ceiling rafts

Once buildings of all types are completed and occupied, subsequent acoustic optimisation often seems very difficult. Installation of a suspended ceiling isn't always an option to ensure a comfortable acoustic climate and less reverberation. Ceiling rafts, baffles and wall absorbers from **AMF THERMATEx®** can be quickly and simply retrofitted, efficiently avoiding unwanted sound configurations in rooms and at the same time are true objects of design.



Discover more inspirational design ideas with ceiling systems from Knauf AMF in our online project catalogue "Inspirations": [www.knaufamf.com](http://www.knaufamf.com)



**THERMATEx®**

Sonic arc

Page 86



**THERMATEx®**

Sonic element

Page 87



**THERMATEx®**

Sonic modern

Page 88



**THERMATEx®**

Sonic sky

Page 89

# THERMATEX® Sonic arc

Particularly elegant designs can be created using a varying arrangement of THERMATEX® Sonic concave and convex elements. The use of different colours enables interesting contrast effects. There are no limits to the architect's or designer's imagination in creating ever new spatial effects.



## Technical properties

Humidity resistance	up to 90% relative humidity
Forms	rectangular convex, rectangular concave
Dimensions	max. 1180 x 1910 mm
Thickness	35 mm
Mid ordinate	91 mm
Weight / raft (incl. suspension)	16.0 kg
Frame material	steel
Frame colour	white, other RAL colours on request
Fixing	cable suspension

## Surface designs

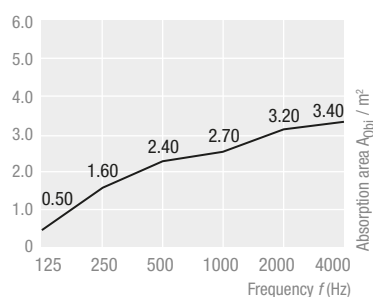
- Classic: fleece-coated white
- Colour: fleece-coated coloured (black, creme, silver)

## Installation

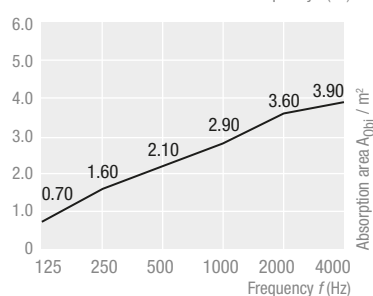
All ceiling rafts are delivered ready to install in one piece. This guarantees simple and quick installation. The flexible suspension with fine, stainless steel cables enables the height to be individually adjusted as required.



## Sound absorption values as per EN ISO 354 (Tested as a single absorber)

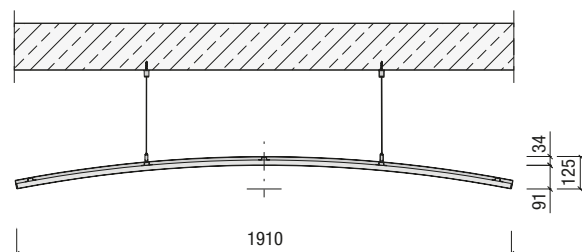


**THERMATEX® Sonic arc**  
1180 x 1910 mm,  
Suspension height 150 mm

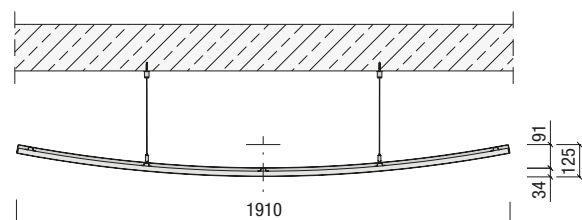


**THERMATEX® Sonic arc**  
1180 x 1910 mm,  
Suspension height 300 mm

## THERMATEX® Sonic arc concave



## THERMATEX® Sonic arc convex





# THERMATEX® Sonic element

THERMATEX® Sonic element is a ceiling raft concept without a frame! Particularly in architecturally demanding application areas, such as foyers and reception spaces, restaurants and modern office environments, THERMATEX® Sonic element is the optimum solution combining design and acoustics. The recessed fixing points and frameless, monolithic edges accentuate the impression of a floating cloud.



AMF THERMATEX®

Product info

## Technical properties

<b>Humidity resistance</b>	up to 95% relative humidity
<b>Forms</b>	rectangular, circular, elliptical, hexagonal, trapezoidal, triangular, free forms
<b>Dimensions</b>	max. 1200 x 1200 mm, max. Ø 1200 mm
<b>Thickness</b>	40 mm
<b>Weight / raft (incl. suspension)</b>	rectangular 17.0 kg circular 13.0 kg
<b>Edge material</b>	fleece-coated
<b>Edge colour</b>	white, other colours
<b>Fixing</b>	cable suspension

## Surface designs

- Classic: fleece-coated white
- Colour: fleece-coated coloured (black, creme, silver)

## Installation

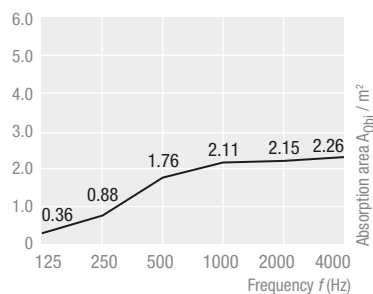
All ceiling rafts are delivered ready to install in one piece. This guarantees simple and quick installation. The flexible suspension with fine, stainless steel cables enables the height to be individually adjusted as required.



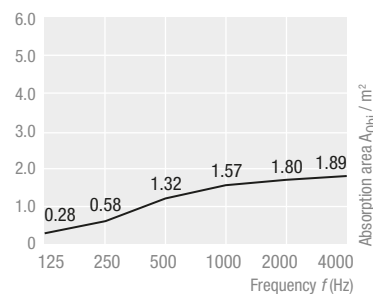
Special products

Systems

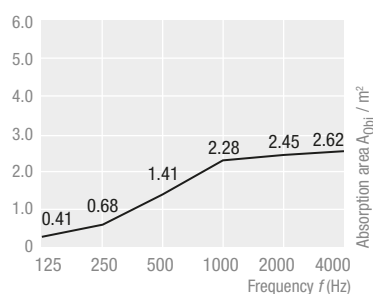
## Sound absorption values as per EN ISO 354 (Tested as a single absorber)



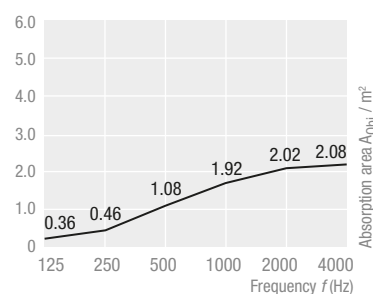
**THERMATEX® Sonic element**  
1200 x 1200 mm,  
Suspension height 150 mm



**THERMATEX® Sonic element**  
Ø 1200 mm,  
Suspension height 150 mm



**THERMATEX® Sonic element**  
1200 x 1200 mm,  
Suspension height 300 mm



**THERMATEX® Sonic element**  
Ø 1200 mm,  
Suspension height 300 mm

Service

Product overview



# THERMATEX® Sonic modern

THERMATEX® Sonic modern is a ceiling raft with an aluminium frame. It is delivered as standard with a white, fleece-coated surface but can be supplied in all colours and printed with motifs on request.



## Technical properties

Humidity resistance	up to 95% relative humidity
Forms	rectangular
Dimensions	max. 2400 x 1200 mm,
Thickness	43 mm
Weight / raft (incl. suspension)	20.0 kg
Frame material	Aluminium
Frame colour	anodised aluminium, RAL colours
Fixing	cabie suspension

## Surface designs

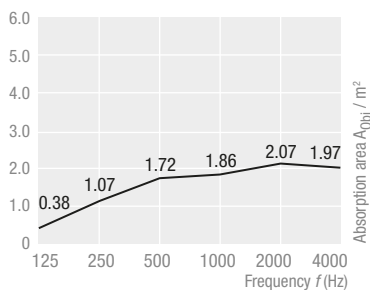
- Classic: fleece-coated white
- Colour: fleece-coated coloured (black, creme, silver)
- Exclusive: Fleece coating with graphic print

## Installation

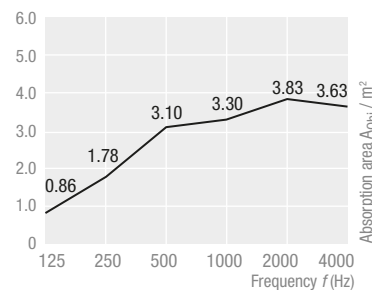
All ceiling rafts are delivered ready to install in one piece. This guarantees simple and quick installation. The flexible suspension with fine, stainless steel cables enables the height to be individually adjusted as required.



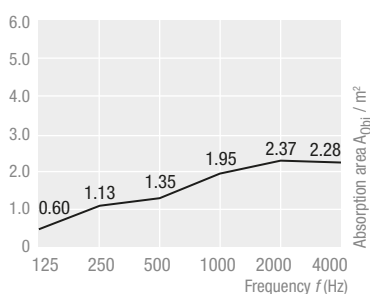
## Sound absorption values as per EN ISO 354 (Tested as a single absorber)



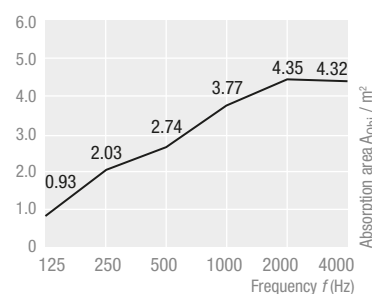
**THERMATEX® Sonic modern**  
1200 x 1200 mm,  
Suspension height 150 mm



**THERMATEX® Sonic modern**  
1200 x 2400 mm,  
Suspension height 150 mm



**THERMATEX® Sonic modern**  
1200 x 1200 mm,  
Suspension height 300 mm



**THERMATEX® Sonic modern**  
1200 x 2400 mm,  
Suspension height 300 mm

# THERMATEX® Sonic sky

The flexible ceiling raft system **THERMATEX® Sonic sky** offers architects and designers a high degree of creative freedom through its wide range of colours and forms. The rafts consist of a self-supporting frame fixed to the ceiling with an adjustable suspension system and combined with **THERMATEX®** ceiling tiles. **THERMATEX® Alpha** and **THERMATEX® Alpha HD** with their high quality fleece-coated surfaces and available in a variety of colours are particularly suitable for use. Discreet, almost invisible stainless steel cable suspension conveys the impression of weightlessness and elegance.



AMF THERMATEX®

Product info

## Technical properties

Humidity resistance	up to 95% relative humidity
Forms	rectangular, triangular, trapezoidal
Dimensions	unlimited dimensions
Thickness	40 mm
Weight / raft (incl. suspension)	approx. 8.0 kg/m²
Frame material	aluminium
Frame colour	anodised aluminium, RAL colours
Surface / Colour	fleece-coated, standard
Fixing	cable suspension

## Surface designs

- **THERMATEX® Alpha / THERMATEX® Alpha HD** with fleece lamination in white, black, creme, silver (VT and AW/SK edges only in white)

## Installation

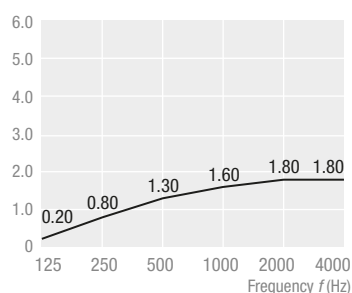
The rafts consist of a self-supporting frame fixed to the ceiling with an adjustable suspension system and lay-in **THERMATEX®** ceiling tiles. A sophisticated profile connector system creates an optimum joint appearance and greatly simplifies the installation.



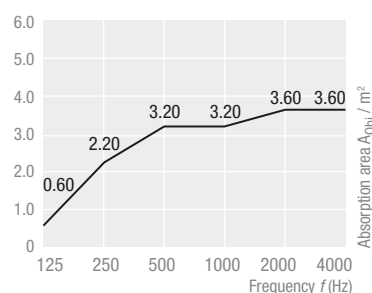
Special products

Systems

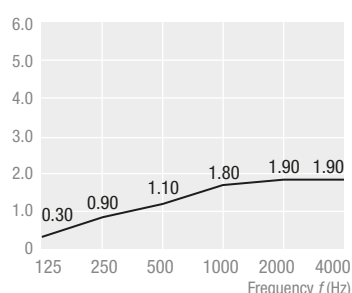
## Sound absorption values as per EN ISO 354 (Tested as a single absorber)



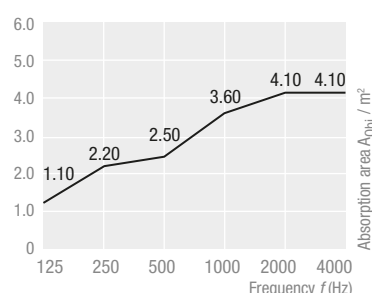
**THERMATEX® Sonic sky**  
1200 x 1200 mm  
**THERMATEX® Alpha**  
1200 x 600 mm, SK  
Suspension height 165 mm



**THERMATEX® Sonic sky**  
2440 x 1240 mm  
**THERMATEX® Alpha HD**  
1200 x 300 mm, AW/SK  
Suspension height 150 mm



**THERMATEX® Sonic sky**  
1200 x 1200 mm  
**THERMATEX® Alpha**  
1200 x 600 mm, SK  
Suspension height 300 mm



**THERMATEX® Sonic sky**  
2440 x 1240 mm  
**THERMATEX® Alpha HD**  
1200 x 300 mm, AW/SK  
Suspension height 300 mm

Service

Product overview



## Weightless: AMF THERMATEX® Baffles

**THERMATEX® AMF Baffles** are an effective solution for providing a room with significantly better acoustics, when the available ceiling and wall surfaces are insufficient for optimum sound absorption. The sound absorbing, rectangular panels are suspended vertically from the ceiling and are sound absorbing on both sides, lowering the noise level in a room and improving the acoustics. For an extraordinary, weightless look, baffles can be fixed using almost invisible stainless steel cables.






## THERMATEX® Baffle Classic

Page 92-93

AMF THERMATEX®

Product info



## THERMATEX® Baffle Colour

Page 94-95

Special products

Systems



## THERMATEX® Baffle Exclusive

Page 96-97

Service

Product overview

# THERMATEX® Baffle Classic

The fleece-coated classic white surface of the THERMATEX® Baffle Classic series unite function with a timeless, modest aesthetic. The system is mainly used where high value is placed on a clear optic and subtle appearance without compromising on optimising room acoustics.



## Technical properties

Building material class	A2-s1, d0 as per EN 13501-1
Humidity resistance	up to 95% relative humidity
Forms	rectangular
Dimensions	1200 x 300 mm, 1200 x 600 mm other dimensions on request
Thickness	50 mm
Weight / baffle max. size	1200 x 300 mm: 3.0 kg 1200 x 600 mm: 6.2 kg
Frame material	aluminium
Frame colour	white, RAL colours
Surface / Colour	fleece-coated white
Fixing	cable suspension, industrial system, grid system (not included in the delivery)



Baffle with a tab connector on the side (BAL)  
or with top side screw thread (BAN)

Cable suspension on tab  
connector



Cable suspension on top  
side screw thread



Baffle with Caddy clip and karabiner on tab connector




Baffle with cable suspension

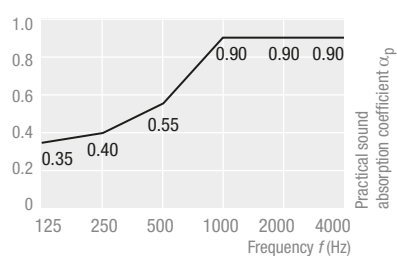


Baffle with V-profile

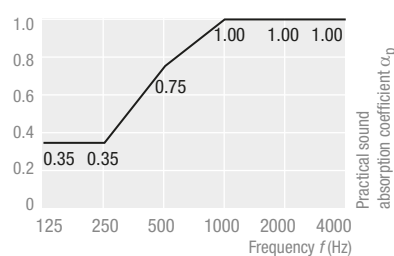




## Sound absorption values



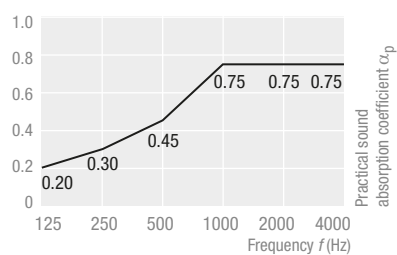
Baffles 1200 x 300 mm  
Row distances 300 mm



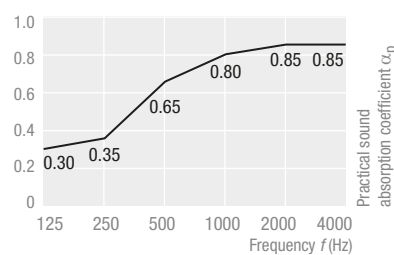
Baffles 1200 x 600 mm  
Row distances 600 mm

**Sound absorption** EN ISO 354  
 $\alpha_w = 0.60$ (MH) as per EN ISO 11654  
*NRC* = 0.65 as per ASTM C 423

**Sound absorption** EN ISO 354  
 $\alpha_w = 0.65$ (MH) as per EN ISO 11654  
*NRC* = 0.75 as per ASTM C 423



Baffles 1200 x 300 mm  
Row distances 600 mm



Baffles 1200 x 600 mm  
Row distances 1200 mm

**Sound absorption** EN ISO 354  
 $\alpha_w = 0.50$ (MH) as per EN ISO 11654  
*NRC* = 0.55 as per ASTM C 423

**Sound absorption** EN ISO 354  
 $\alpha_w = 0.65$ (H) as per EN ISO 11654  
*NRC* = 0.65 as per ASTM C 423

# THERMATEX® Baffle Colour

In addition to acoustic optimisation, THERMATEX® Baffle Colour offers a wide range of design possibilities. The front faced acoustic fleece is available in different colours and can be combined in any way giving every room a unique, distinctive design and fulfilling the highest room acoustic requirements.



## Technical properties

Building material class	A2-s1, d0 as per EN 13501-1
Humidity resistance	up to 95% relative humidity
Forms	rectangular
Dimensions	1200 x 300 mm, 1200 x 600 mm other dimensions on request
Thickness	50 mm
Weight / baffle max. size	1200 x 300 mm: 3.0 kg 1200 x 600 mm: 6.2 kg
Frame material	aluminium
Frame colour	white, RAL colours
Surface / Colour	fleece-coated coloured
Fixing	cable suspension, industrial system, grid system (not included in the delivery)



Baffle with a tab connector on the side (BAL)  
or with top side screw thread (BAN)

Cable suspension on tab  
connector



Cable suspension on top  
side screw thread



Baffle with cable suspension



Baffle with Caddy clip and karabiner on tab connector



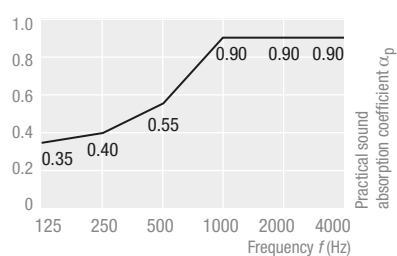
Baffle with V-profile



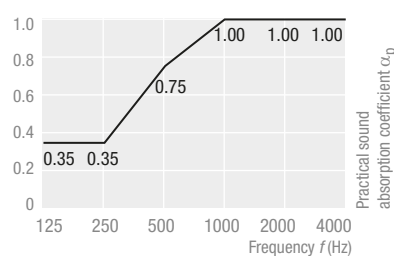




## Sound absorption values



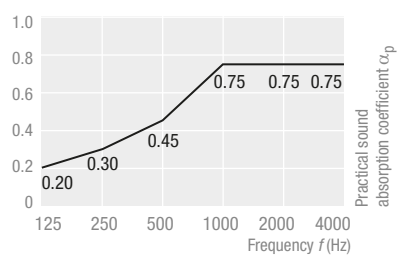
Baffles 1200 x 300 mm  
Row distances 300 mm



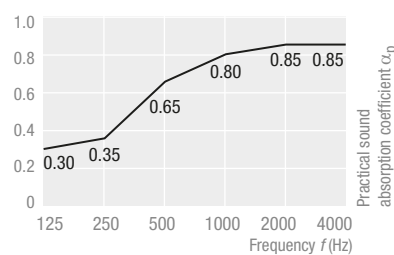
Baffles 1200 x 600 mm  
Row distances 600 mm

**Sound absorption** EN ISO 354  
 $\alpha_w = 0.60$ (MH) as per EN ISO 11654  
*NRC* = 0.65 as per ASTM C 423

**Sound absorption** EN ISO 354  
 $\alpha_w = 0.65$ (MH) as per EN ISO 11654  
*NRC* = 0.75 as per ASTM C 423



Baffles 1200 x 300 mm  
Row distances 600 mm



Baffles 1200 x 600 mm  
Row distances 1200 mm

**Sound absorption** EN ISO 354  
 $\alpha_w = 0.50$ (MH) as per EN ISO 11654  
*NRC* = 0.55 as per ASTM C 423

**Sound absorption** EN ISO 354  
 $\alpha_w = 0.65$ (H) as per EN ISO 11654  
*NRC* = 0.65 as per ASTM C 423

# THERMATEX® Baffle Exclusive

THERMATEX® Baffel Exclusive products open up a new level of quality in terms of design and aesthetics. The highly absorbing baffle system does not just provide excellent room acoustics, but also offers an almost infinite number of possibilities for lively and modern interior design. The fleece-coated surface decor can be printed to your requirements offering a high degree of individuality and design freedom.



## Technical properties

Building material class	A2-s1, d0 as per EN 13501-1
Humidity resistance	up to 95% relative humidity
Forms	rectangular
Dimensions	1200 x 300 mm, 1200 x 600 mm other dimensions on request
Thickness	50 mm
Weight / baffle max. size	1200 x 300 mm: 3.0 kg 1200 x 600 mm: 6.2 kg
Frame material	aluminium
Frame colour	white, RAL colours
Surface / Colour	fleece-coated graphic print
Fixing	cable suspension, industrial system, grid system (not included in the delivery)



Baffle with a tab connector on the side (BAL)  
or with top side screw thread (BAN)

Cable suspension on tab  
connector



Cable suspension on top  
side screw thread



Baffle with Caddy clip and karabiner on tab connector



Baffle with cable suspension

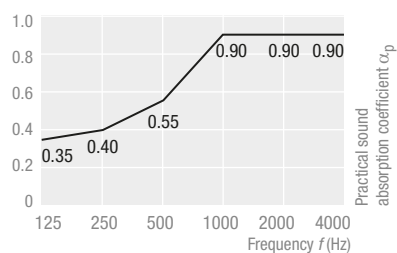


Baffle with V-profile

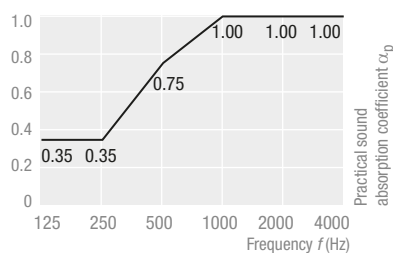




## Sound absorption values



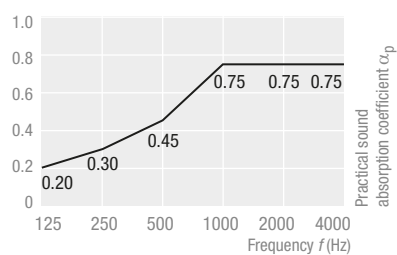
Baffles 1200 x 300 mm  
Row distances 300 mm



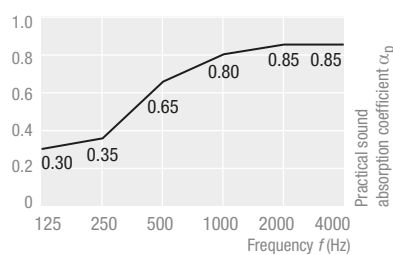
Baffles 1200 x 600 mm  
Row distances 600 mm

**Sound absorption** EN ISO 354  
 $\alpha_w = 0.60$ (MH) as per EN ISO 11654  
 $NRC = 0.65$  as per ASTM C 423

**Sound absorption** EN ISO 354  
 $\alpha_w = 0.65$ (MH) as per EN ISO 11654  
 $NRC = 0.75$  as per ASTM C 423



Baffles 1200 x 300 mm  
Row distances 600 mm



Baffles 1200 x 600 mm  
Row distances 1200 mm

**Sound absorption** DIN EN ISO 354  
 $\alpha_w = 0.50$ (MH) as per EN ISO 11654  
 $NRC = 0.55$  as per ASTM C 423

**Sound absorption** DIN EN ISO 354  
 $\alpha_w = 0.65$ (H) as per EN ISO 11654  
 $NRC = 0.65$  as per ASTM C 423



### Mural with function: AMF THERMATEX® Wall absorber

A particularly refined possibility for quickly and simply improving the room acoustics, even retrospectively, is the use of wall absorbers. They are especially suited, for example for meeting rooms, where they both visually and acoustically increase the feeling of well-being. The wall panels absorb sound in a room and avoid disturbing “flutter echoes” between parallel walls. The ambient noise is reduced and someone speaking doesn’t have to raise their voice in order to be understood. With special, individually printable acoustic fleece coatings, the effective acoustic solutions look remarkably like a wall mural. Even the installation of the wall absorber doesn’t take any more time or effort than hanging a picture frame.



# THERMATEX® Line Modern

THERMATEX® Line Modern consists of a mineral tile with an aluminium frame. The fleece-coated surface of THERMATEX® Line Modern is white as standard but can be ordered in all colours and printed with a motif. The wall panel is delivered in one piece ready to install and can be quickly and simply installed using eccentric screws and the installation key included in the delivery. Together with the underlying acoustic filling, the mineral tile achieves excellent sound absorption values.



AMF THERMATEX®

Product info

## Technical properties

Humidity resistance	up to 95% relative humidity
Forms	rectangular
Dimensions	max. 2400 x 1200 mm
Thickness	43 mm
Weight	27.0 kg
Frame material	aluminium
Frame colour	anodised aluminium, RAL colours
Fixing	Eccentric bracket

## Surface designs

- Classic: fleece-coated white
- Colour: fleece-coated coloured (black, creme, silver)
- Exclusive: fleece-coated with graphic print

## Installation

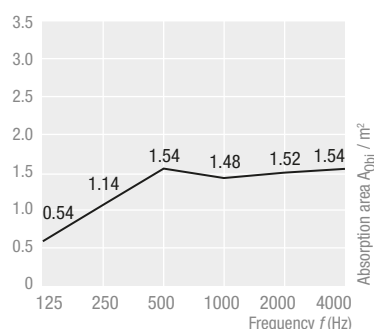
The wall panel is delivered in one piece ready to install and can be quickly and simply installed using eccentric screws and the installation key included in the delivery.



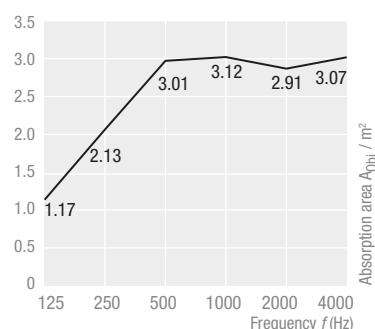
Special products

Systems

## Sound absorption values as per EN ISO 354 (Tested as a single absorber)



**THERMATEX® Line Modern**  
1200 x 1200 mm



**THERMATEX® Line Modern**  
1200 x 2400 mm

Service

Product overview

# THERMATEX® Soundmosaic

The innovative THERMATEX® Soundmosaic is a flat panel loudspeaker in a modular ceiling format, working on the principle of a bending wave transducer. The ceiling tiles function as the loudspeaker, the oscillation being produced by a sound module on the reverse side. Due to the area of sound radiation, THERMATEX® Soundmosaic offers high sound quality and speech intelligibility over a large distance. The visible face is no different to the other AMF THERMATEX® ceiling tiles and is available in all classic designs. This concealed loudspeaker integrates perfectly into the room design.



## Technical properties

Dimensions L x W x D	140 x 140 x 24 mm
Weight	ca. 270 g
Temperature range	0° up to 40° Celsius
Humidity	5% up to 95% RH
Declared load	20 Watt (sinus)
Max. load, short period	40 Watt (Music)
Overload protection	temperature regulated, from 30 Watt continuous load, reversible
Impedance	8 Ω
Frequency range (± 3 dB)	130 Hz up to 20.000 Hz*
Sensitivity	71 dB (1 Watt, 1 metre)**
Volume depreciation	see diagram

\* limited frequency range due to integrated high-pass filter.

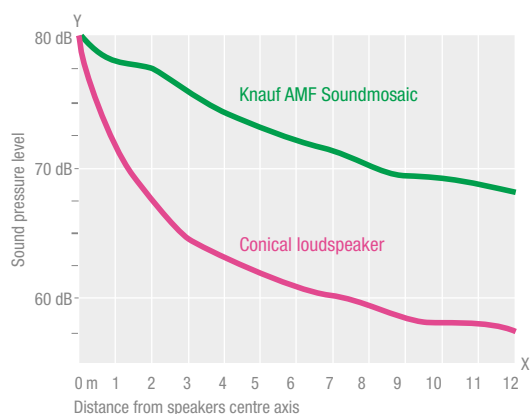
\*\* the measurement for conical loudspeakers does not accurately reflect the actual sound level distribution of flat panel loudspeakers. The radiation behaviour of the Knauf AMF Soundmosaic cannot be correctly simulated by transferring these values to a standard planning tool.





## Surface designs

- Smooth surfaces, textured and micro perforated surfaces, fissured surfaces, drilled surfaces

## Installation

The installation is as easy as every Knauf AMF ceiling tile. The individual tiles are connected together using hold-down clips (for every tile edge, min. two hold-down clips). In total, nine Knauf AMF ceiling tiles are actively connected together. In addition to the central tile with a bending wave transducer, the eight adjoining tiles are integrated into the sound radiation.



Available sizes and edges	Thickness 15 mm, 19 mm (for fleece-coated surfaces)		
	System 		
	SK	VT 15/24	VT-S 15/24
Please note minimum quantities and lead times			
600 x 600 mm	•	•	•
625 x 625 mm	•	•	•

# THERMATEX® Beamex System

The **THERMATEx® Beamex System** is the solution for the concealed installation of slide, video and LCD projectors. Equipment and cables are not visible from below and therefore don't disrupt the aesthetic. Sophisticated technology enables equipment, such as projectors, to be simply hidden behind a tile within the ceiling design. This can be remotely lowered when required. The **THERMATEx® Beamex System** can be combined with various **AMF THERMATEx®** surface designs, offering the highest functionality as well as a high quality aesthetic for a harmonious appearance.



## Technical properties




<b>Grid structure</b>	T15 mm or 24 mm wide
<b>Lowering positions</b>	70 cm / 100 cm / 150 cm
<b>max. load</b>	20 kg
<b>Mains voltage</b>	230 V/50 Hz
<b>Installation height</b>	min. 24 cm + projector height
<b>Weight</b>	approx. 20 kg lowered to 70 cm
<b>Lower position</b>	infinitely adjustable
<b>Remote control</b>	included

System  Exposed system, tiles demountable

## Surface designs

- THERMATEx® Acoustic
- THERMATEx® Fine Stratos
- THERMATEx® Fine Stratos micro perf.
- THERMATEx® Star  
(other surfaces available on request)



Available sizes and edges	Weight approx. 20 kg, lowered to 70 cm		
	System <b>C</b>		
	SK	VT 15/24	VT-S 15/24
Please note minimum quantities and lead times			
600 x 600 mm	•	•	•
625 x 625 mm	•	•	•







## AMF VENTATEC® and DONN® Grid systems and substructures

Modern buildings are a combination of various functional areas for which a suitable construction system must be selected, based on the requirements of the area. As exposed and concealed design elements, Knauf AMF construction systems can easily integrate into the architecture of a room or even be hidden if desired. Easy installation under existing soffits of diverse types and problem-free maintenance, make each system a practical ceiling solution.



# AMF VENTATEC®

AMF VENTATEC®, the ceiling suspension grid system from Knauf AMF, combines the highest quality and system flexibility – both in manufacture and construction as well as in logistics, throughout the entire project process. This results in substantial time and cost advantages. Outstanding material quality in combination with precise production at modern production plants ensures the constant high quality of the profiles.



## Product / system properties and advantages

- Modular system – Click (GK, SG)
- High stability due to stitching and ribbing
- Stable connection of main runners and cross tees with stainless steel connectors
- Easy to handle and simple to install
- Audible click confirms secure connection of Click-components
- Wide range of system fire tests for all common soffit types according to the latest EN 1365-2 in conjunction with EN 1363-1

## Versions

AMF VENTATEC® profiles are available in the following versions:		
<b>AMF VENTATEC®</b>	VENTATEC® Performance T24	Joggled
		Butt cut
	VENTATEC® Performance T24 - HIGH	Joggled
		Butt cut
	VENTATEC® Performance T15 - HIGH	Butt cut

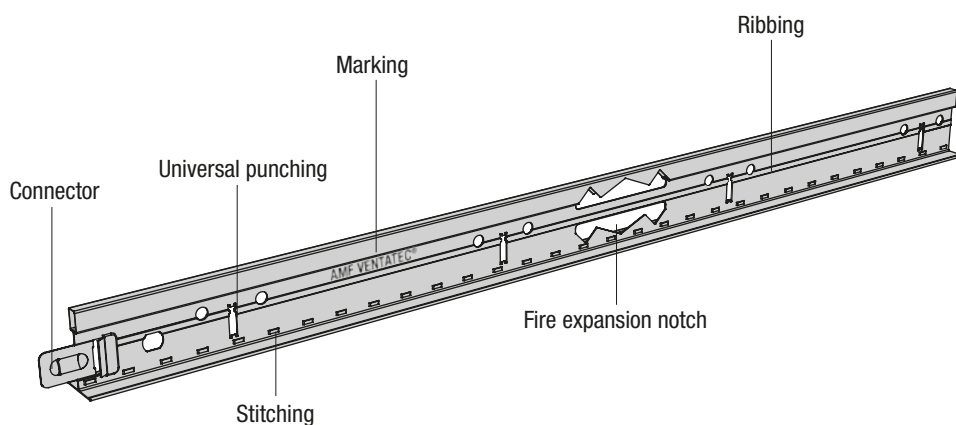
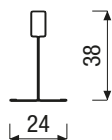


Would you like to find out more about AMF VENTATEC®?

If you have any questions regarding the application and choice of systems, your local representative is available to advise you! Further information about AMF VENTATEC® can also be found at: [www.knaufamf.com](http://www.knaufamf.com).

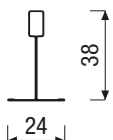
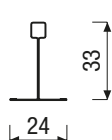
## Universal main runner

T24/38

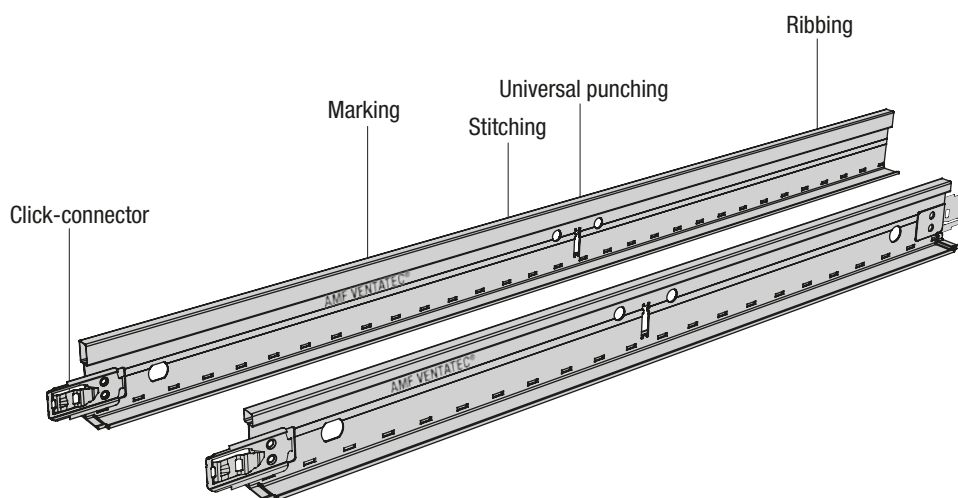
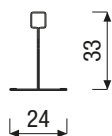


## Cross tees

long T24/33 or T24/38

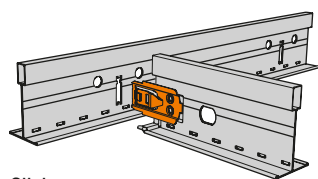


short T24/33

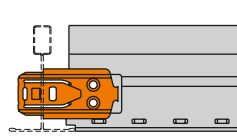


## End details

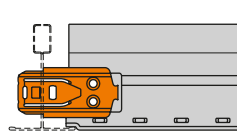
No unnecessary delays due to incorrect handling or installation (universal punching). Audible click confirms secure connection of Click-component. Exact positioning due to riveted, stainless steel connector (durable, wear-free and does not rust).



Click



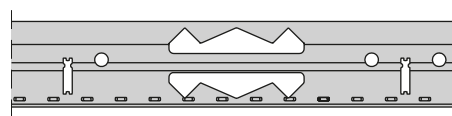
Click – butt cut (SG)



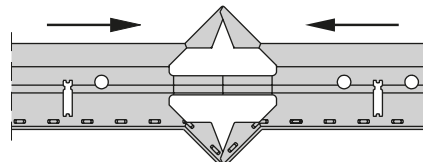
Click – joggled (GK)

## Fire expansion notch

AMF VENTATEC® main runners have fire expansion notches for controlled deformation in case of fire.



Normal installation conditions




In case of fire

# DONN®

Knauf AMF has been able to further strengthen its market position with the integration of the **DONN®** brand and the proven DX technology. With this extension of our expertise in the area of grid structures, we are in a position to offer a wide range of complete, high performance and certified solutions.


In addition, more flexibility in system compatibility and increased availability enable optimum service for specialist contractors, architects and distributors.



## Product / system properties and advantages

- More stability, increased security, faster installation
- 3 rib design
- New end detail
- Clearly audible click-connection Can be removed without tools  
Compatible with all well-known acoustic ceiling tiles
- Easy access to the ceiling void

## Versions

DONN® profiles are available in the following versions:		
	DONN® DX3 - DX24	System with 24 mm exposed profiles
	DONN® DX24 KB	Corrosion protected system with 24 mm exposed profiles
	DONN® DX Fineline	Narrow profile with 6.5 mm shadow groove
	DONN® DX15	System with 15 mm exposed profiles
	DONN® DX35	System with 35 mm exposed profiles
	DONN® VM	Concealed installation
	DONN® VM-DX	Concealed installation (demountable ceiling tiles)
	DONN® VM-DCS	Concealed installation (demountable ceiling tiles)
	DONN® DX Espace	Wide span profile 70 mm high, 24 mm exposed profiles
	DONN® DC Espace	Free span corridor system
	DONN® VIC 120	Wide span system up to 6.5 m
	DONN® VIC 80/VIC 88	Wide span system up to 5 m
	DONN® DP Bandraaster	Bandraaster system
	DONN® Rapid'Fix	Grid structure for screw fixing plasterboard

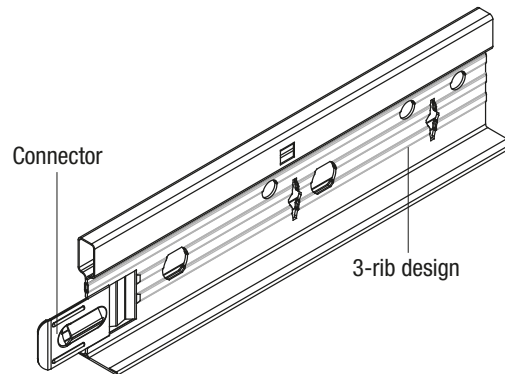
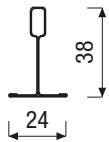


Would you like to find out more about DONN®?  
Further information about DONN® grid systems can be found at:  
[www.knaufamf.com](http://www.knaufamf.com)



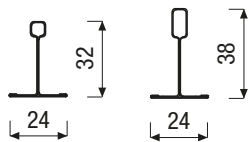
## Main runner

T24/38

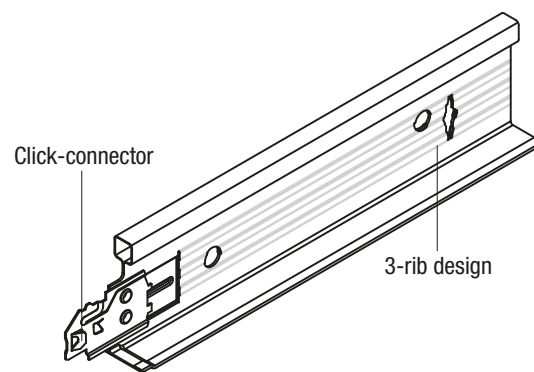
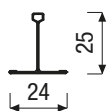


## Cross Tee

long T24/32

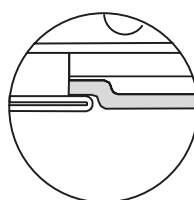
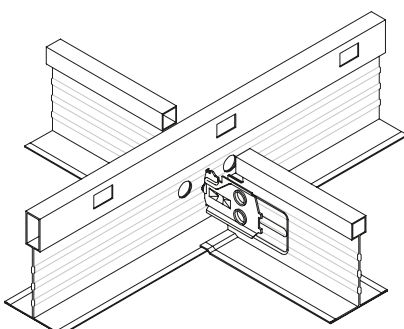


short T24/25



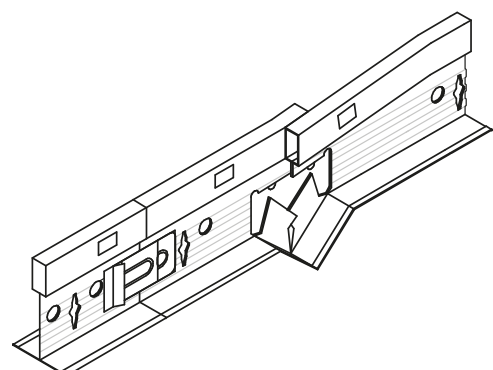
## End details

Joggled cross tees override the main runners. This prevents the cross tees from twisting and gives the cross tee-main runner junction a professional look with no exposed steel edges.



## Fire expansion notch

**DONN® DX24** main runners are provided with a fire expansion notch that enables the metal to expand in the case of fire. The tiles remain lay in the grid due to the targeted deformation of the fire expansion notch.



## System **C** Exposed System



### Construction

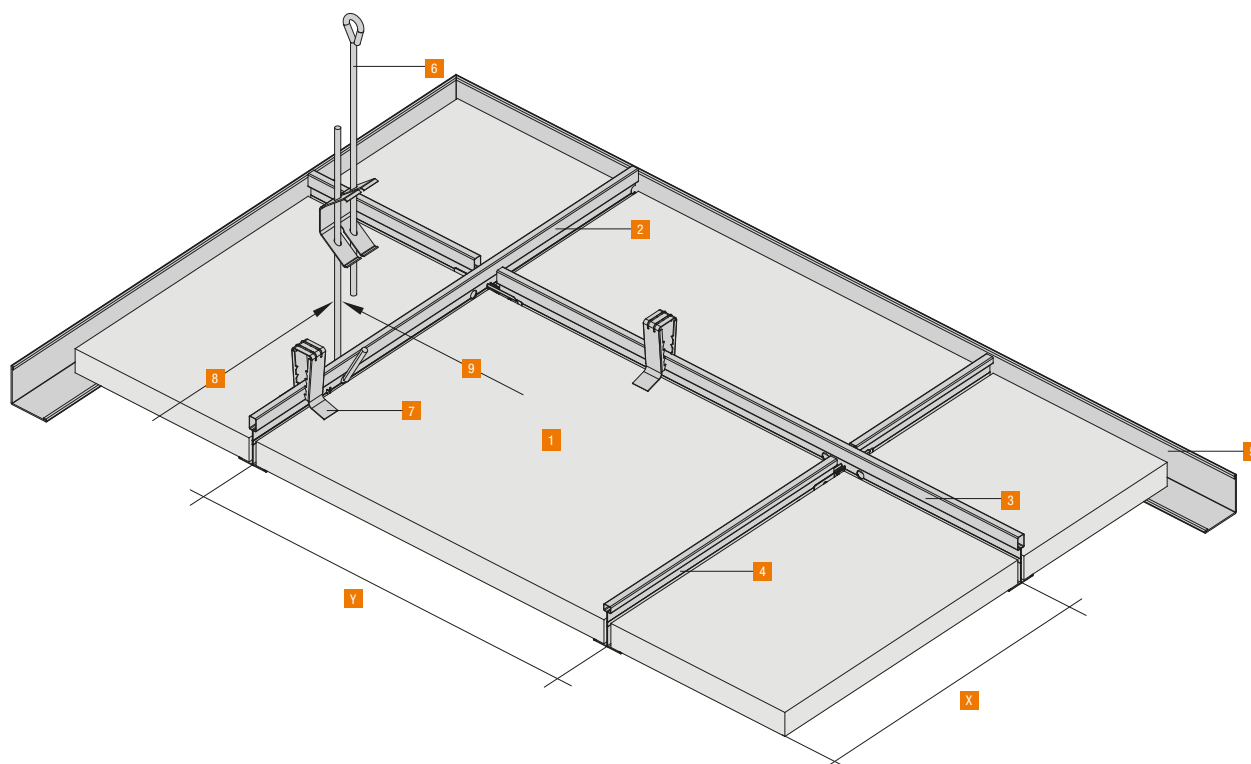
**System C** utilises the exposed grid structure as a proactive element in ceiling design. Square edged (SK) ceiling tiles lie flush in the construction, whilst recessed edged (VT) tiles emphasise the ceiling module. This very efficient construction system enables quick and easy installation and removal, easing maintenance work. Numerous international approvals and certificates certify the excellent properties of this ceiling construction, which offers many advantages and creates an exciting ceiling appearance.

### Product and surface designs

- THERMATEX® Plain
- THERMATEX® Fine Stratos / micro perforated
- THERMATEX® Laguna/-micro perforated
- THERMATEX® Star
- THERMATEX® Mercure
- THERMATEX® Fine Fresko
- THERMATEX® Fresko
- THERMATEX® Acoustic
- THERMATEX® dB Acoustic 24/30 mm
- THERMATEX® Alpha / Alpha coloured
- THERMATEX® Alpha ONE
- THERMATEX® Thermofon
- THERMATEX® Silence
- THERMATEX® Acoustic RL
- THERMATEX® Thermaclean S
- THERMATEX® Aquatec
- THERMATEX® Varioline
- THERMATEX® Symetra

### Versions

For exposed system <b>C</b> the following grid system options are available:		
<b>AMF VENTATEC®</b>	VENTATEC® Performance T24	Joggled
		Butt cut
	VENTATEC® Performance T24 - HIGH	Joggled
		Butt cut
	VENTATEC® Performance T15 - HIGH	HIGH butt cut
<b>DONN®</b>	DONN® DX3 - DX24	System with 24 mm exposed profiles
	DONN® KB - DX24	Corrosion protected system with 24 mm exposed profiles
	DONN® DX Fineline	Narrow profile with 6.5 mm shadow groove
	DONN® DX15	System with 15 mm exposed profiles
	DONN® DX35	System with 35 mm exposed profiles for heavy tiles



## Required material (guideline, without waste)

Material required for System <b>C</b> (per m <sup>2</sup> )									
<b>Y</b> <b>X</b>	Module in mm		600 x 600	625 x 625	600 x 1200	625 x 1250	300 x 1200	312,5 x 1250	400 x 1200
	Valid for T15, T24, T35 and Finline grid systems								
<b>1</b>	Knauf AMF mineral tile	pieces	2.78	2.56	1.39	1.28	2.78	2.56	2.09
<b>2</b>	T-Main runner – 3600 or 3750	lin. m	0.84	0.80	0.84	0.80	0.84	0.80	0.84
<b>3</b>	T-Cross tee – 1200 or 1250	lin. m	1.67	1.60	1.67	1.60	3.34	3.20	2.50
<b>4</b>	T-Cross tee – 600 or 625	lin. m	0.84	0.80	–	–	–	–	–
<b>5</b>	RWL perimeter trim	lin. m	0.60	0.60	0.60	0.60	0.60	0.60	0.60
<b>6</b>	SoS quick hanger with upper eye or alternative	pieces	0.67	0.67	0.67	0.67	0.67	0.67	0.67
<b>7</b>	Hold-down clip DFK (optional)	pieces	5.56	5.12	2.78	2.56	5.56	5.12	4.16
<b>8</b>	Hanger distances	m	1.25	1.20	1.25	1.20	1.25	1.20	1.25
<b>9</b>	Main runner distances	m	1.20	1.25	1.20	1.25	1.20	1.25	1.20

Available sizes and edges	System <b>C</b>			
	SK	VT 15/24	VT-S 15/24	VT-S15F
Please note minimum quantities and lead times				
All common sizes	•	•	•	•

Detailed information regarding our construction systems can be found in our installation guidelines.



## System **C** Exposed System

As grid structure for  
THERMATEX® SF Acoustic



### Construction

The grid structure of the acoustic ceiling **THERMATEX® SF Acoustic** is concealed. The special edge detail completely conceals the grid construction, except for a 7 mm wide shadow gap. At the same time, installation remains easy. The tiles are pushed into a conventional grid structure consisting of T24 profiles from below. Thus, the ceiling achieves minimal installation heights (from 75 mm) and is particularly suited for use in refurbishment projects.

A very homogenous appearance can be achieved as the ceiling face is only broken by the narrow shadow gaps.

### Product and surface designs

- THERMATEX® SF Acoustic
- THERMATEX® Varioline SF

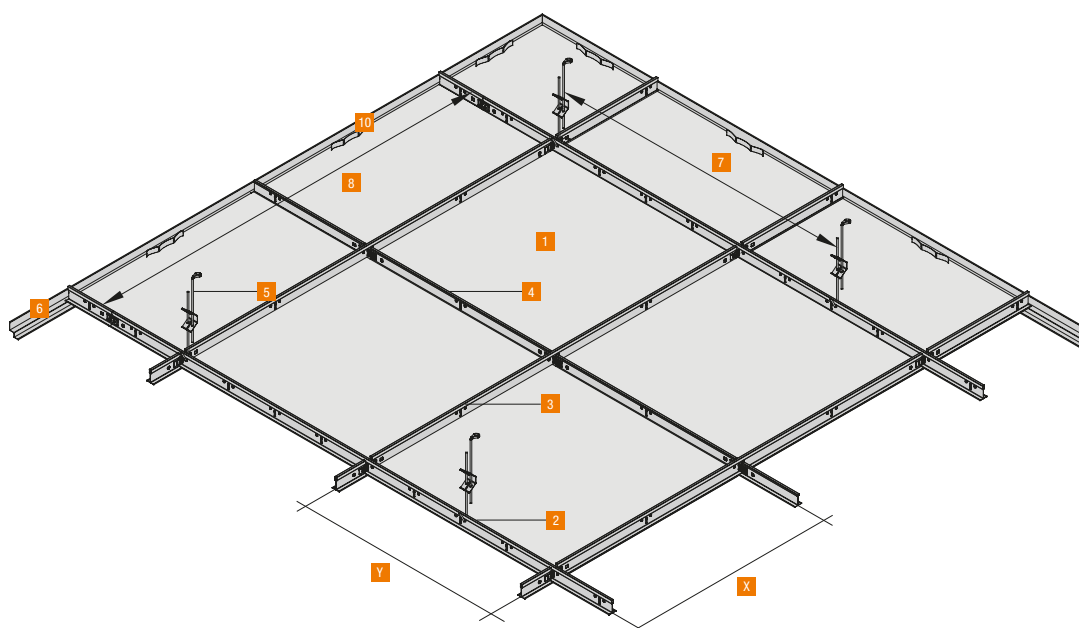
### Advantages of THERMATEX® SF Acoustic

- Elegant appearance
- Minimal installation height (from 75 mm, variable dependent on hanger)
- Simple access
- High quality ceiling tiles
- Good sound attenuation,  $D_{n,f,w} = 38$  dB as per EN 20140-9

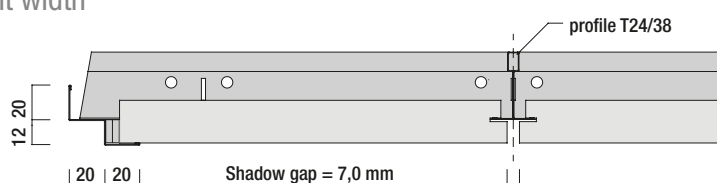
### Versions

For exposed system <b>C</b> the following grid system options are available:		
<b>AMF VENTATEC®</b>	VENTATEC® Performance T24	Joggled
<b>DONN®</b>	DONN® DX3 - DX24	System with 24 mm exposed profiles





Cross-section of wall connection and joint width



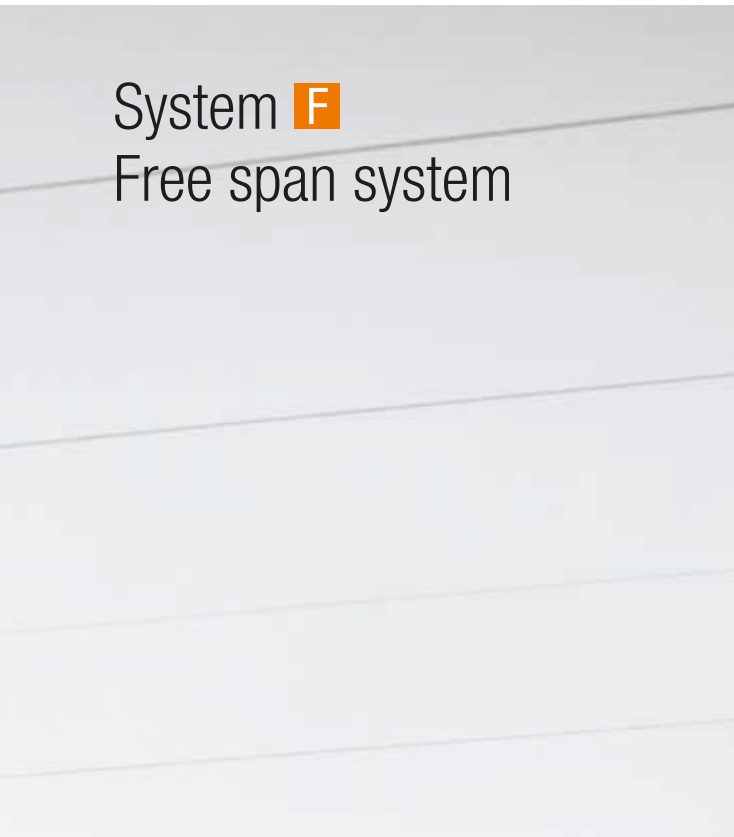
## Required material (guideline, without waste)

Material required for System <b>C</b> (per m <sup>2</sup> )				
Y X	Module in mm		600 x 600	625 x 625
1	AMF THERMATEX® tiles	pieces	2.78	2.56
2	T-Main runner T24/38 – 3600 or 3750	lin. m	0.84	0.80
3	T-Cross tee T24/33 (38) – 1200 or 1250	lin. m	0.84	0.80
4	T-Cross tee T24/33 – 600 or 625	lin. m	1.67	1.60
5	SoS Quick hanger with upper eye or alternative	pieces	0.84	0.80
6	STRWL Perimeter trim 20/20/12/20	lin. m	0.60	0.60
7	Hanger distances	m	1.00	1.00
8	Main runner distances	m	1.20	1.25
9	Fixing distances perimeter trim	m	0.40	0.40
10	Perimeter clip RF	pieces	0.60	0.60

Available sizes and edges	System <b>C</b>	
	SF (long edge) (short edge)	
Please note minimum quantities and lead times		
600 x 600/625 x 625 mm		

Detailed information regarding our construction systems can be found in our installation guidelines.

## System **F** Free span system




### Construction

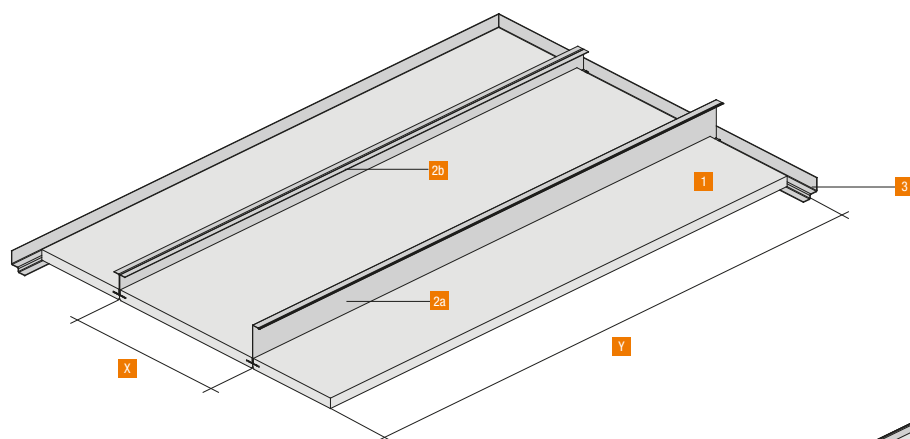
**System F** as a free span system which can span up to 2.50 m, is our ideal corridor solution. It is quick and efficient both in installation and maintenance as individual tiles can be demounted allowing access to the ceiling void, dependent on construction type. The tiles are supported on both sides by perimeter trims, which make the ceiling appear extensive and homogenous due to the low number of joints. The corridor will appear more open and has a high quality look.

### Product and surface designs

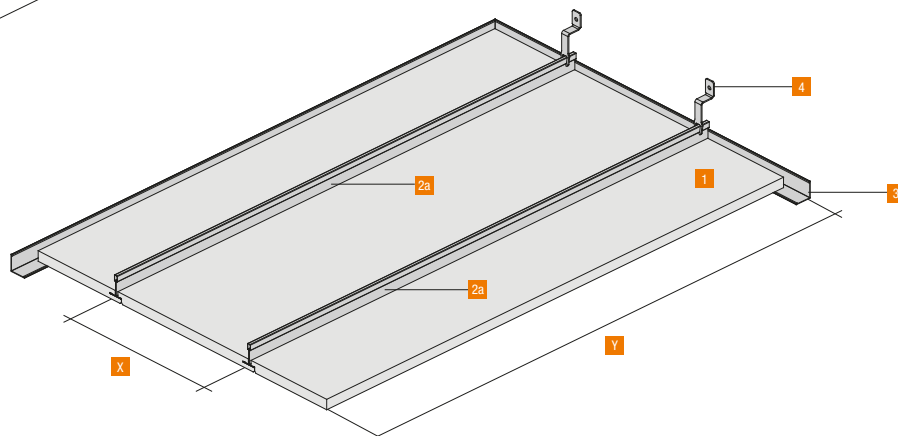
- THERMATEx® Plain
- THERMATEx® Fine Stratos / micro perforated
- THERMATEx® Star
- THERMATEx® Mercure
- THERMATEx® Acoustic
- THERMATEx® dB Acoustic 24 mm
- THERMATEx® Alpha HD
- THERMATEx® Kombimetall
- THERMATEx® Varioline Acoustic
- THERMATEx® Symetra Rg 4-16/4x4

For free span system **F** the following grid system options are available:

	DONN® DC Espace	Free span corridor system
---	-----------------	---------------------------



System variant **F1**

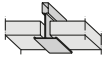
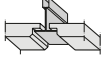
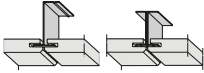



System variant **F2**

## Required material (guideline, without waste)

Material required for System <b>F</b>														
<b>Y</b> <b>X</b>	Module in mm		300 x 1600	300 x 1800	300 x 2000	300 x 2500	312.5 x 1600	312.5 x 1800	312.5 x 2000	312.5 x 2500	400 x 1600	400 x 1800	400 x 2000	400 x 2500
<b>1</b>	Knauf AMF mineral tiles	pieces	2.08	1.85	1.67	1.34	2.00	1.78	1.60	1.28	1.56	1.39	1.25	1.00
<b>2a</b>	Main runner PQT and PQZ for variants F1. F2. F3	lin. m	3.34	3.34	3.34	3.34	3.20	3.20	3.20	3.20	2.50	2.50	2.50	2.50
<b>2b</b>	Alternative main runner PQU for variant F1	lin. m	6.68	6.68	6.68	6.68	6.40	6.40	6.40	6.40	5.00	5.00	5.00	5.00
<b>3</b>	Wall connection	lin. m	1.50	1.33	1.20	0.96	1.50	1.33	1.20	0.96	1.50	1.33	1.20	0.96
<b>4</b>	Wall fixing (optional)	pieces	4.16	3.70	3.34	2.63	4.00	2.53	3.20	2.56	3.12	2.78	2.50	2.00

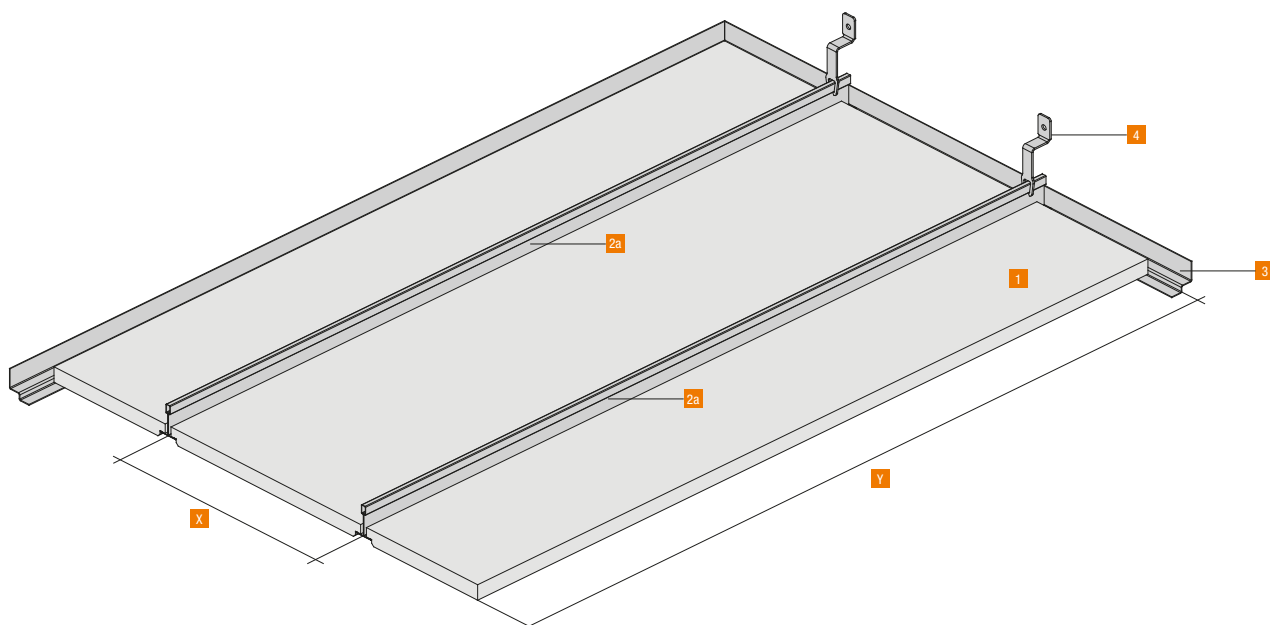
The profile spanning dimensions table must be observed! The table is valid for variants F1 - F3.

Available sizes and edges	System <b>F</b>			
	SK (long edge)	VT (long edge)	GN (long edge)	AW (long edge)
Please note minimum quantities and lead times	 T-profile	 T-profile	 Z-profile U-profile	 T-profile
System F1	—	—	•	—
System F2	—	—	—	•
System F3	•	•	—	—

Detailed information regarding our construction systems can be found in our installation guidelines.







## System variant F3

Tile width (mm)				300 and 312.5 mm					
Area weight (kg/m <sup>2</sup> )				4.0	5.0	6.0	7.5	8.5	9.5
Profile		Height (mm)	Weight (kg/lin. m)	Max. span (mm)					
T24/70		70	0.75	2500	2500	2460	2360	2310	2260
T24/38		38	0.35	1530	1460	1400	1340	1300	1270
P Z19/70		70	0.55	2470	2440	2360	2260	2200	2150
P Z19/50		50	0.45	2160	2070	2000	1910	1850	1810
P Z19/40		40	0.40	1870	1790	1720	1650	1600	1560
P U10/50		50	0.35	2350	2250	2160	2060	2000	1960
P U12/38		38	0.45	2200	2110	2040	1940	1890	1850

The loading table includes a max. deflection of 1 mm.

Profile	Max. span (mm)			Profile	Max. span (mm)		
Area weight (kg/m <sup>2</sup> )	5.0	6.0	9.5	Area weight (kg/m <sup>2</sup> )	5.0	6.0	9.5
RW L 19/24 d = 0.5 mm	1700	1500	1200	SRW L 25/15/8/15 d = 0.5 mm	1400	1300	–
RW L 24/24 d = 0.5 mm	1700	1500	1200	SRW L 20/20/20/20 d = 0.7 mm	1800	1500	1200
RW L 31/31 d = 1.0 mm	2500	2500	2500	SRW L 25/15/10/15 d = 1.0 mm	1900	1600	1300
RW L 40/30 d = 1.0 mm	2500	2500	2500	SRW L 42/20/23/24 d = 1.5 mm	2500	2500	2500



## System I Parallel Bandraster Construction



### Construction

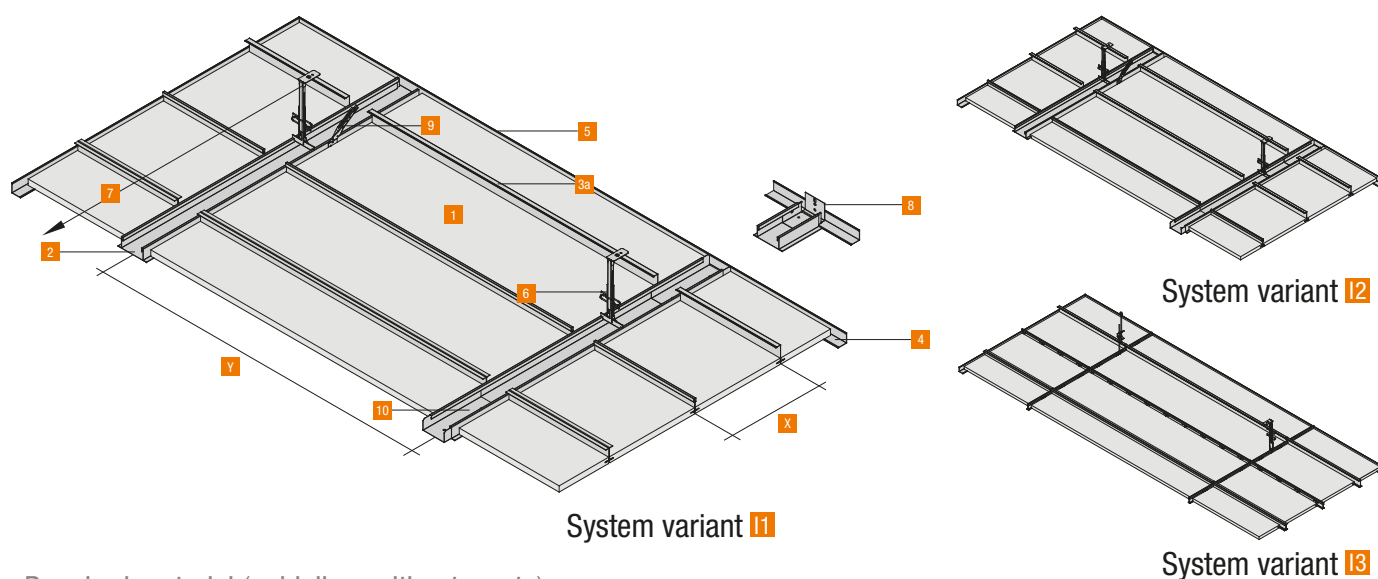
**System I** is a parallel ceiling construction with exposed main runners adapted to the architecture and module of the building. Light-weight partitions can be fixed to the Bandraster profiles enabling flexible room division. The cross tees of the ceiling tiles can either be exposed or concealed profiles. The ceiling tiles can be demountable or non-accessible and guarantee not only individual design but also high functionality.

### Product and surface designs

- THERMATEX® Plain
- THERMATEX® Fine Stratos / micro perforated
- THERMATEX® Star
- THERMATEX® Mercure
- THERMATEX® Acoustic
- THERMATEX® dB Acoustic 24 mm
- THERMATEX® Alpha HD
- THERMATEX® Kombimetall
- THERMATEX® Varioline Acoustic
- THERMATEX® Symetra Rg 4-16/4x4

For parallel Bandraster system I the following grid system options are available:

<b>DONN®</b>	DONN® DP Bandraster	Bandraster system
--------------	---------------------	-------------------



Required material (guideline, without waste)


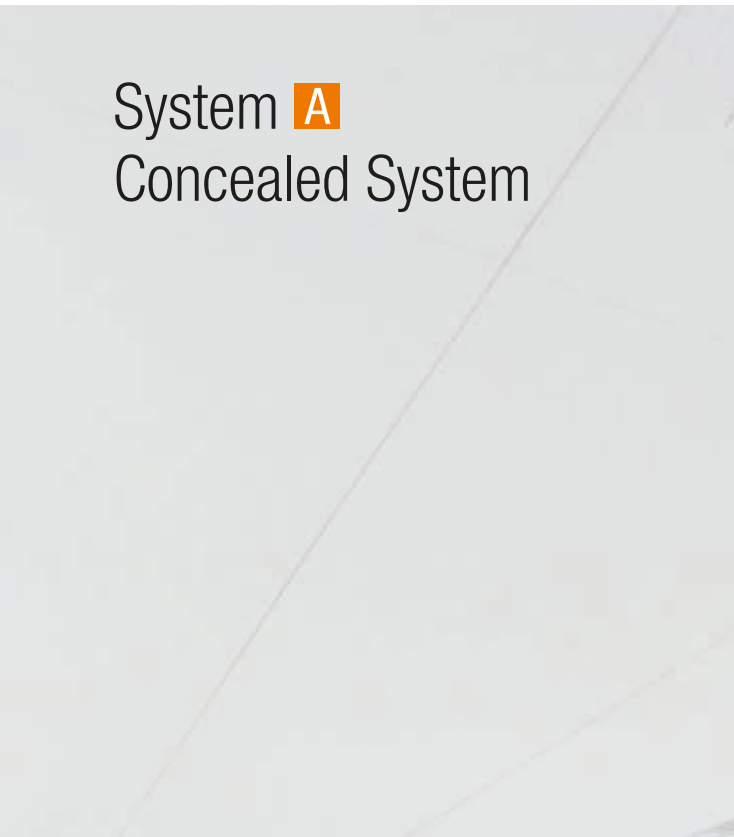
Material required for System I1 (per m <sup>2</sup> )										
Y X	Module in mm		300 x 1800	300 x 2000	300 x 2500	312.5 x 1800	312.5 x 2000	312.5 x 2500	400 x 2000	400 x 2500
1	Knauf AMF mineral tiles	pieces	1.85	1.67	1.33	1.78	1.60	1.28	1.25	1.00
2	Main runner Bandraster (I1 and I2) PH 50/100/150	lin. m	0.56	0.50	0.40	0.56	0.50	0.40	0.50	0.40
	Main runner T-profile (I3) PH T24/38	lin. m	0.56	0.50	0.40	0.56	0.50	0.40	0.50	0.40
3a	Cross tee PQT/Z (one part)	lin. m	3.33	3.33	3.33	3.20	3.20	3.20	2.50	2.50
	Cross tee PQU two part (U-profile)	lin. m	6.67	6.67	6.67	6.40	6.40	6.40	5.00	5.00
4	Perimeter trim RW L	lin. m	0.60	0.60	0.60	0.60	0.60	0.60	0.60	0.60
5	Perimeter wedge RF	pieces	0.17	0.15	0.12	0.17	0.15	0.12	0.15	0.12
6	Hanger z. B. Nonius/quick hanger DOS with upper eye or alternative	pieces	0.45	0.40	0.32	0.45	0.40	0.32	0.40	0.32
7	Hanger distances as per DIN 18168 optional (dependent on suspension and system)	m	1.25	1.25	1.25	1.25	1.25	1.25	1.25	1.25
8	Perimeter fixing for Bandraster PRB	pieces	0.15	0.14	0.12	0.23	0.14	0.12	0.14	0.12
9	Nonius cross bracing	pieces	0.31	0.28	0.22	0.31	0.28	0.22	0.28	0.22
10	Connector PHV for PH 50/100/150	pieces	0.15	0.14	0.12	0.15	0.14	0.12	0.14	0.12

The profile spanning dimensions table must be observed (see page 115)! Select an appropriate hanger for the main runner system and the required load bearing capacity! For Nonius hangers, 2 security pins (Sti) are required per hanger! The table is valid for variants I1 - I3.

Available sizes and edges	System I1			
	SK (long edge)	VT (long edge)	GN (long edge)	AW (long edge)
Please note minimum quantities and lead times				
System I1	—	—	•	—
System I2	—	—	—	•
System I3	•	•	•	—

Detailed information regarding our construction systems can be found in our installation guidelines.

## System **A** Concealed System



### Construction

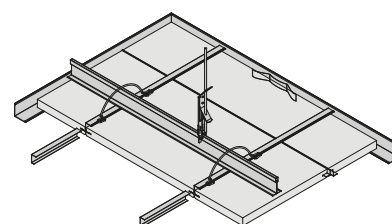
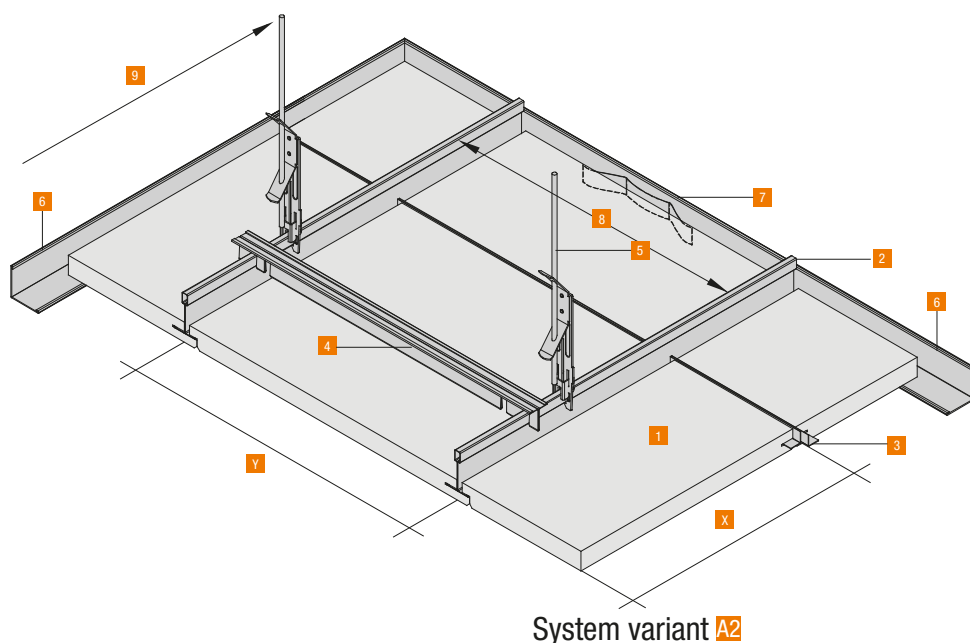
**System A** focuses on concealed construction profiles. The ceiling tiles, dependent on the construction variant, can be installed as demountable or non-accessible. Adapted to individual requirements, the ceiling void is subsequently accessible or inaccessible. The concealed profiles create a subtle, smooth optic which contributes to a simple ceiling appearance.

### Product and surface designs

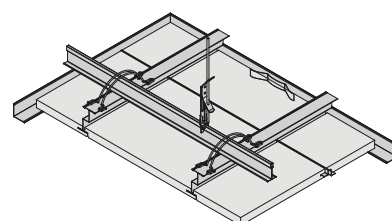
- THERMATEX® Plain
- THERMATEX® Fine Stratos / micro perforated
- THERMATEX® Star
- THERMATEX® Mercure
- THERMATEX® Acoustic
- THERMATEX® Alpha HD
- THERMATEX® Aquatec
- THERMATEX® Symetra Rg 4-16
- THERMATEX® Symetra Rg 4-10
- THERMATEX® Symetra Rg 2,5-10
- THERMATEX® Symetra Rg 4-16/4x4

For concealed system <b>A</b> the following grid system options are available:		
<b>DONN®</b>	DONN® VM	Concealed installation (removable ceiling tiles)
	DONN® VM-DX	Concealed installation (removable ceiling tiles)
	DONN® VM-DCS	Concealed installation (removable ceiling tiles)
<b>AMF VENTATEC®</b>	AMF VENTATEC®	Concealed installation (removable ceiling tiles)





System variant **A1**



System variant **A3**

## Required material (guideline, without waste)

Material required for System <b>A2</b> (per m <sup>2</sup> )						
<b>Y</b> <b>X</b>	Module in mm		600 x 600	625 x 625	300 x 1200	312.5 x 1250
<b>1</b>	AMF THERMATEX® tiles	pieces	2.78	2.56	2.78	2.56
<b>2</b>	T-Main runner T24/38 – 3750	lin. m	1.67	1.60	3.34	3.20
<b>3</b>	L-Cross tee – PQL 600/625 or. PQL 300/312.5	pieces	5.56	5.12	5.56	5.12
<b>4</b>	Spacer bar – DI 600/625 or 300/312.5 (spacer bar every 2 tiles)	pieces	1.39	1.28	2.78	2.56
<b>5</b>	SoS or. SoH or alternative	pieces	1.39	1.28	2.78	2.56
<b>6</b>	Perimeter trim RW L	lin. m	0.60	0.60	0.60	0.60
<b>7</b>	Perimeter wedge RF	pieces	0.30	0.30	0.30	0.30
<b>8</b>	Main runner distances max.	m	0.60	0.63	0.30	0.32
<b>9</b>	Hanger distances	m	1.20	1.25	1.20	1.25

Available sizes and edges	System <b>A</b>		
	GN/GN	AW/GN	AW/GN
Please note minimum quantities and lead times			
System A1	•	–	–
System A2	–	•	–
System A3	–	–	•

Detailed information regarding our construction systems can be found in our installation guidelines.

## System F30 Uno



### Construction

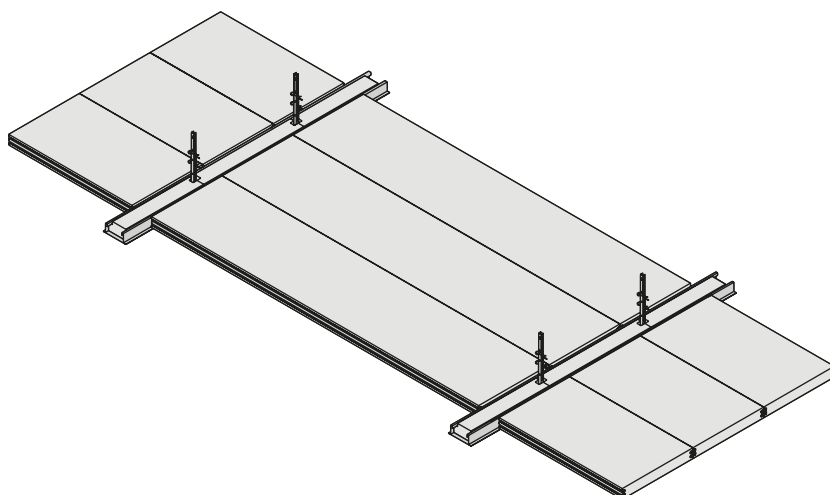
**System F30 Uno** is an independent fire rated ceiling. Its greatest advantage is that it provides fire protection in both directions. If a fire originates in the ceiling void, life-saving escape routes remain free from smoke and heat. In case of fire from below the ceiling, the installations in the ceiling void are protected and additional fire sources avoided. Our ceilings guarantee proven quality in sound absorption and sound attenuation. Aesthetic design must not be waived as System F30 Uno can be combined with almost all surfaces and offers great freedom in creativity.

### Standard surfaces

- THERMATEx® F30 UNO fleece
  - THERMATEx® F30 UNO Fine Stratos micro perforated
  - THERMATEx® F30 UNO Star
  - Metal white similar to RAL 9010 plain
  - Metal white similar to RAL 9010 perforated
- other surfaces on request




Independent fire protection  
as per DIN 4102



Would you like to find out more about System F30 Uno?

If you have any questions regarding the application and choice of systems, your local representative is available to advise you! Further information can also be found at: [www.knaufamf.com](http://www.knaufamf.com)

# System F30 Dual + Metal



## Construction

The independent fire protective ceiling **System F30 Dual** fulfils all required component classifications according to DIN 4102 and EN 1364-2, both in the ceiling void from above as well as fire within rooms from below. With the installation, the often neglected fire hazard contributed to by highly flammable materials such as electrical cables, pipes and data lines within the ceiling void, is considered. The ceiling elements, even with extra wide spans, can be quickly installed without any problems to solid and light partition walls using perimeter shadow trims.

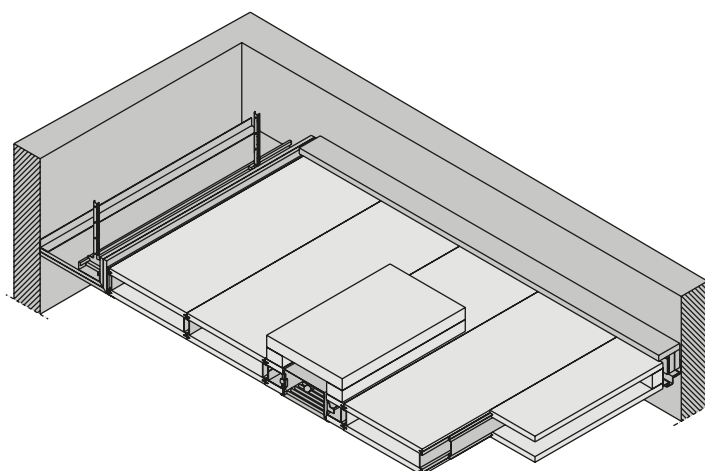
This ready to install system saves time and money during installation. For those that would like to additionally add lighting elements to the surface, we offer tested, fire-proof lighting systems. Rooms are not only safe, but also meet the highest aesthetic demands.

## Standard surfaces

- Metal white similar to RAL 9010 plain
- Metal white similar to RAL 9010 perforated
- other surfaces available on request



Independent fire protection  
as per DIN 4102



Would you like to find out more about System F30 Dual + Metal?

If you have any questions regarding the application and choice of systems, your local representative is available to advise you! Further information can also be found at: [www.knaufamf.com](http://www.knaufamf.com)



# General guidelines and legal notices

## Specifications and technical information

Specifications for Knauf AMF  
ceiling systems can be  
requested under:

Contact your local sales office  
(see back page) or our technical  
information service AMF direct.



or downloaded from:  
[www.knaufamf.com](http://www.knaufamf.com)

Details regarding specifications can be obtained through our website  
service section or personally from our technical department. Technical  
advice, approvals, as well as further documentation (construction  
sheets with specification and installation guidelines, test certificates,  
samples etc.) can be obtained on request. We recommend consulting  
us for all Knauf AMF systems subject to authoritative approval.

## Installation guidelines

Knauf AMF tiles may only be installed once all wet trades have been  
completed, doors and windows fitted and the room completely dried  
out. The installation should be carried out at normal room temperature  
(later use). Before starting the installation, we recommend taking  
measurements with regards humidity and temperature. It is not  
recommended to start the installation if the humidity is over 70%.

## Transport and storage

During transport and subsequent storage, the tiles should be protected  
against humidity. Attention should be given to the underlying surface  
which should be clean, dry and flat (full surface support) to avoid soiling  
or damage. Tiles from different batches should not be installed within the  
same room.



## Material Calculator

Advice for calculating materials for construction systems:

The stated values are non-binding guidelines excluding waste. Project-related deviations can occur. Additional loads such as lighting, insulation etc. must be supported separately. The depth and strength of the T-profiles as well as the perimeter trims are dependent on the span, tile thickness and tile size.

Please request our technical data sheet!

## Legal Notice

Due to reproduction processes the colour and quality shown in this catalogue may differ from the actual product. Product selection should always be made from samples. All details and technical information stated in this brochure or other publicity material referring to Knauf AMF ceiling systems are based on test reports obtained under laboratory conditions. The customer is responsible to see that this information is suitable for the specific, intended application.

All information provided conforms to state-of-the-art technology. All system relevant test certificates, approvals and installation guidelines must be adhered to! They assume the exclusive use of Knauf AMF products and system components whose coordinated interaction is confirmed by internal and external tests. No liability or responsibility is accepted for combinations using third party products or system components. Different production batches (date / production number) should not be installed together. All technical data is subject to change without prior notice. Our general sales, delivery and payment conditions apply. The latest technical data and information can be found in our technical data sheets at [www.knaufamf.com](http://www.knaufamf.com).

This catalogue supersedes all previous editions.  
Errors and omissions excepted.  
Printing errors excepted.

# Product overview

## Surfaces

Application area	Product	Optic	Thickness (mm)	Page
Classic	THERMATEX® Plain	plain	15, 19	22
	THERMATEX® Laguna	sprinkled	15	23
	THERMATEX® Fine Stratos	sanded	15, 19	24
	THERMATEX® Laguna micro perforated	sprinkled micro perforated	15	25
	THERMATEX® Fine Stratos micro perforated	sanded micro perforated	15, 19	26
	THERMATEX® Star	micro perforated	15, 19	27
	THERMATEX® Mercure	fissured	15, 19	28
	THERMATEX® Fine Fresko	fissured	15, 19	29
	THERMATEX® Fresko	fissured	15, 19	30
Acoustics	THERMATEX® Alpha ONE	fleece-coated	24	34
	THERMATEX® Alpha	fleece-coated	19	35
	THERMATEX® Alpha black	fleece-coated	19	36
	THERMATEX® Alpha Creme, silver	fleece-coated	19	37
	THERMATEX® Alpha HD	fleece-coated	19	38
	THERMATEX® Silence	fleece-coated	43	39
	THERMATEX® Thermofon	fleece-coated	15	40
	THERMATEX® SF Acoustic	fleece-coated	24	41
	THERMATEX® Acoustic	fleece-coated	19	42
	THERMATEX® dB Acoustic (24 mm)	fleece-coated	24	43
	THERMATEX® dB Acoustic (30 mm)	fleece-coated	30	44
	THERMATEX® Acoustic RL	fleece-coated	19	45
Hygiene	THERMATEX® Aquatec	fleece-coated	19	53
	THERMATEX® Thermaclean S	fleece and foil coated	15	54
	THERMATEX® Acoustic Hygena	fleece-coated	19	55
	THERMATEX® Alpha Hygena	fleece-coated	19	56
	THERMATEX® Thermofon Hygena	fleece-coated	15	57
	THERMATEX® Plain Hygena	plain	15, 19	58
Design	THERMATEX® Varioline Metal	printed	19	64
	THERMATEX® Varioline Acoustic Metal	printed	19	65
	THERMATEX® Varioline SF Metal	printed	24	66
	THERMATEX® Varioline Wood	printed	19	67
	THERMATEX® Varioline Acoustic Wood	printed	19	68
	THERMATEX® Varioline SF Wood	printed	24	69
	THERMATEX® Varioline Motif	printed	19	70
	THERMATEX® Varioline Acoustic Motif	printed	19	71
	THERMATEX® Varioline SF Motif	printed	24	72
	THERMATEX® Varioline Urban Style	printed	19	73
	THERMATEX® Varioline Acoustic Urban Style	printed	19	74
	THERMATEX® Varioline SF Urban Style	printed	24	75
	THERMATEX® Symetra Rg 4-16	regularly perforated	15, 19	76
	THERMATEX® Symetra Rg 4-10	regularly perforated	15, 19	77
	THERMATEX® Symetra Rg 2,5-10	regularly perforated	15, 19	78
	THERMATEX® Symetra Rg 4-16/4x4	regularly perforated	15, 19	79
	THERMATEX® Symetra RS 15-20	perforated	19	80
	THERMATEX® Kombimetall	plain, perforated	21	81

# Product overview

## Special products



Product	Optic	Form	Frame	Thickness (mm)	Page
THERMATEx® Sonic arc	fleece-coated white, black, creme, silver	rectangular convex, rectangular concave	white, other RAL colours on request	35	86
THERMATEx® Sonic element	fleece-coated white, black, creme, silver	rectangular, circular, ovular, hexagonal, trapezoidal, triangular, free forms	frameless, edges fleece-coated, white, other colours	40	87
THERMATEx® Sonic modern	fleece-coated white, black, creme, silver, graphic print	rectangular	anodized aluminium, RAL colours	43	88
THERMATEx® Sonic sky	fleece-coated white, black, creme, silver	rectangular, triangular, trapezoidal	anodized aluminium, RAL colours	40	89
THERMATEx® Baffle Classic	fleece-coated white	rectangular, 1200 x 300 mm, 1200 x 600 mm	white, RAL colours	50	92
THERMATEx® Baffle Colour	fleece-coated coloured	rectangular, 1200 x 300 mm, 1200 x 600 mm	white, RAL colours	50	94
THERMATEx® Baffle Exclusive	fleece-coated graphic print	rectangular, 1200 x 300 mm, 1200 x 600 mm	white, RAL colours	50	96
THERMATEx® Line Modern	fleece-coated white, black, creme, silver, graphic print	rectangular	anodized aluminium, RAL colours	43	99
THERMATEx® Soundmosaic	AMF THERMATEx® fleece-coated and standard surfaces	600 x 600 mm, 625 x 625 mm	–	24	100
THERMATEx® Beamex System	AMF THERMATEx® fleece-coated and standard surfaces	600 x 600 mm, 625 x 625 mm	white, RAL colours	–	101

AMF THERMATEx®

Product info

Special products

Systems

Service

Product overview











## Service, Support, Logistics – Centre of expertise in Europe and on-site sales support networks worldwide



The acoustic ceiling specialist Knauf AMF, with its global sales and service network, offers on-site, solution orientated and timely advice for architects, specialist contractors, distributors and developers.

With us, you are always a ceiling solution ahead!

No responsibility or liability is accepted for the accuracy of the information provided.  
Subject to change without prior notice.

10/2015

**Knauf AMF GmbH & Co. KG**  
Elsenthal 15, 94481 Grafenau  
Germany

Tel.: +49 8552 422-0

Fax: +49 8552 422-32

[info@knaufamf.com](mailto:info@knaufamf.com)

[www.knaufamf.com](http://www.knaufamf.com)

**Knauf AMF Deckensysteme GmbH**  
9702 Ferndorf 29  
Austria  
Tel.: +43 4245 2001-0  
[office@heradesign.com](mailto:office@heradesign.com)  
[www.heradesign.com](http://www.heradesign.com)

**Knauf AMF GmbH & Co. KG**  
Metallstraße 1, 41751 Viersen  
Germany  
Tel.: +49 2162 957-0  
[info-de@knaufamf.eu](mailto:info-de@knaufamf.eu)

**Knauf AMF Plafonds et Systèmes**  
9, rue des Livraindières, 28100 Dreux  
France  
Tel.: +33 237 3850-50  
[info@knaufamf.fr](mailto:info@knaufamf.fr)

**Knauf AMF Ceilings Ltd.**  
1 Swan Road, South West Industrial Estate,  
Peterlee, Co. Durham, SR8 2HS  
Great Britain  
Tel.: +44 191 5188600  
[info@knaufamf.co.uk](mailto:info@knaufamf.co.uk)