



AMF VENTATEC®


Product Catalogue





Knauf AMF

Complete system solutions from the experts in suspended ceilings – all from a single source



AMF VENTATEC® – “Quality and flexibility”

High material quality and precise technical detailing characterise the standard of the profiles. The high performance product design guarantees the stability, safety and flexibility of the construction. In combination with AMF THERMATEX®, the result is a perfect ceiling solution to meet the highest requirements.



About AMF VENTATEC®

The product brand AMF VENTATEC® 04

Produktinfo

VENTATEC® universal main runners	06
VENTATEC® cross tees	07
VENTATEC® Performance T24 system C	08
VENTATEC® Performance T24 - HIGH system C	10
VENTATEC® Performance T15 - HIGH system C	12
Accessories	14
AMF VENTATEC® packaging units	16
Product overview - surfaces	17
VENTATEC® Seismic	18




AMF VENTATEC®

For decades, Knauf AMF has been one of the leading, international manufacturers of suspended ceiling systems and represents expertise in complete system solutions. Knauf AMF develops, produces and markets innovative and trend-setting system solutions globally for the modular ceiling and interiors sectors.

AMF VENTATEC®, the ceiling suspension grid system from Knauf AMF, combines the highest quality and system flexibility – both in manufacture and construction as well as in logistics, throughout the entire project process. This results in substantial time and cost advantages. Outstanding material quality in combination with precise production at modern production plants ensures the constant high quality of the profiles.



Universal main runner




Cross tees

Product / system properties and advantages

- Modular system – Click (GK, SG)
- High stability due to stitching and ribbing
- Strong connection between main runners and cross tees as a result of the stainless steel end clips
- Easy to handle and simple to install
- Audible click confirms secure connection of Click-components
- Wide range of system fire tests for all common soffit types according to the latest EN 1365-2 in conjunction with EN 1363-1

The AMF VENTATEC® ceiling suspension grid system offers maximum flexibility as a simple Click- construction, with high or low cross tees in both joggled and butt cut options. 24 or 15 mm profile widths are available, the system can be individually adapted to many aesthetic and functional requirements.



AMF VENTATEC®

System quality standard – “Made in Germany”

Knauf AMF is an expert in the development and manufacture of fire protecting suspended ceiling systems. The product and system developments introduced in recent years have been tested against the latest standards and test criteria taking all aspects of the ceiling construction (such as integrated lighting) into account. The result is a comprehensive portfolio of current fire tests with the AMF VENTATEC® grid system in combination with AMF THERMATEX® ceiling tiles protecting all relevant soffit types

Customers can be confident that Knauf AMF will continue to further develop high quality, technical fire protecting system constructions. The existing range, with approximately 50 fire tests in accordance with current European standards, will be continuously and comprehensively expanded. The test documents will continue to provide assurance for our customers in selecting a safe system.

Questions?

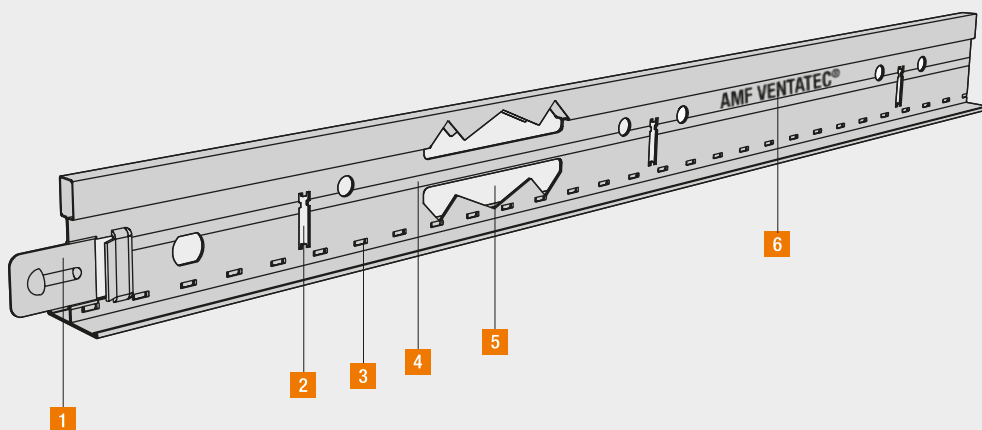
Contact your local sales office
(see back page) or our technical
information service AMF direct



VENTATEC®

Universal main runner

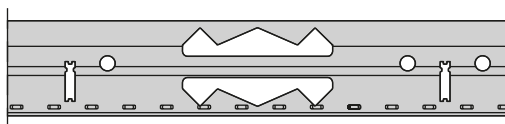
The universal main runner is used with both the Performance system as well as the Performance – HIGH system.



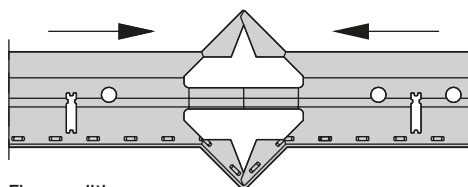
- 1 Splice Connector**
Easy and secure push-in connection in the longitudinal direction of the main runner
- 2 Universal punching**
for Click connections, no unnecessary delays due to incorrect handling or installation
- 3 Stitching**
- 4 Ribbing**
The combination of stitching and ribbing delivers very high stability and torsional strength.
- 5 Fire expansion notch**
Controlled expansion in the case of fire
- 6 Marking**
Exact identification by means of the marking to ease re-ordering.

5 Fire expansion notch

The profiles are provided with a fire expansion notch that enables the metal to expand in the case of fire. The tiles remain lay in the grid due to the controlled deformation of the fire expansion notch.



Normal installation situation



Fire conditions

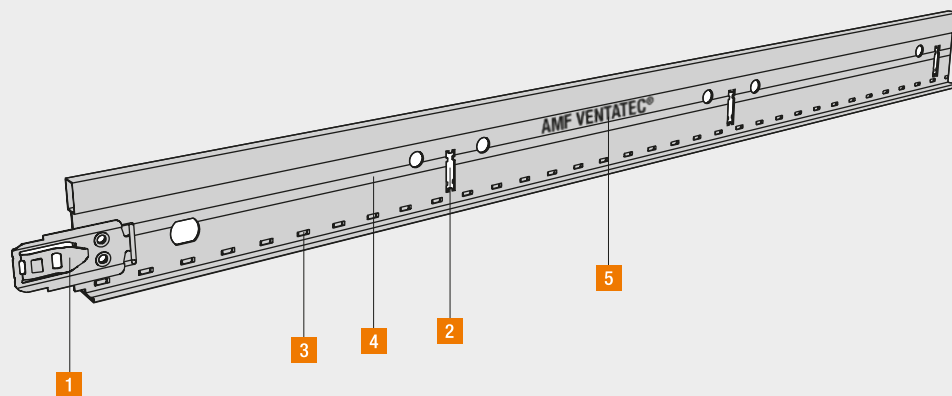


Would you like to find out more about AMF VENTATEC®?
If you have any questions regarding the application and choice of systems, your local representative is available to advise you!

VENTATEC®

Cross tees

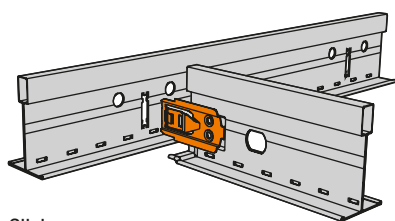
AMF VENTATEC® cross tees are available in 38 or 33 mm height, with butt cut or jogged end details, in both 15 or 24 mm profile width and in different module lengths. The AMF VENTATEC® grid system offers maximum variety and flexibility.



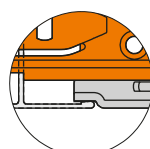
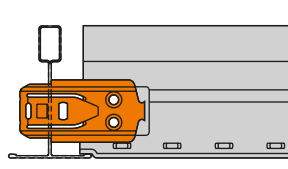
- 1 Riveted Click-connector, stainless steel end clip**
Audible click of the Click-connector confirms secure connection. Exact positioning due to riveted, stainless steel connector (durable, wear-free and does not rust)
- 2 Universal punching**
for Click connections, no unnecessary delays due to incorrect handling or installation
- 3 Stitching**
- 4 Ribbing**
The combination of stitching and ribbing delivers very high stability and torsional strength.
- 5 Marking**
Exact identification by means of the marking to ease re-ordering

1 End details Click-connector

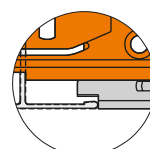
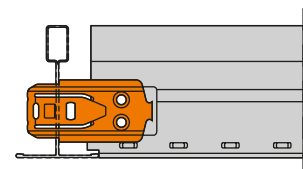
Fast installation and no unnecessary delays as incorrect connection between the main runners and cross tees is not possible (universal punching). The Click-connector end clip audibly clicks in place and can be easily removed when required.



Click



Click – jogged (GK)



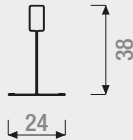
Click – butt cut (SG)

System **C**

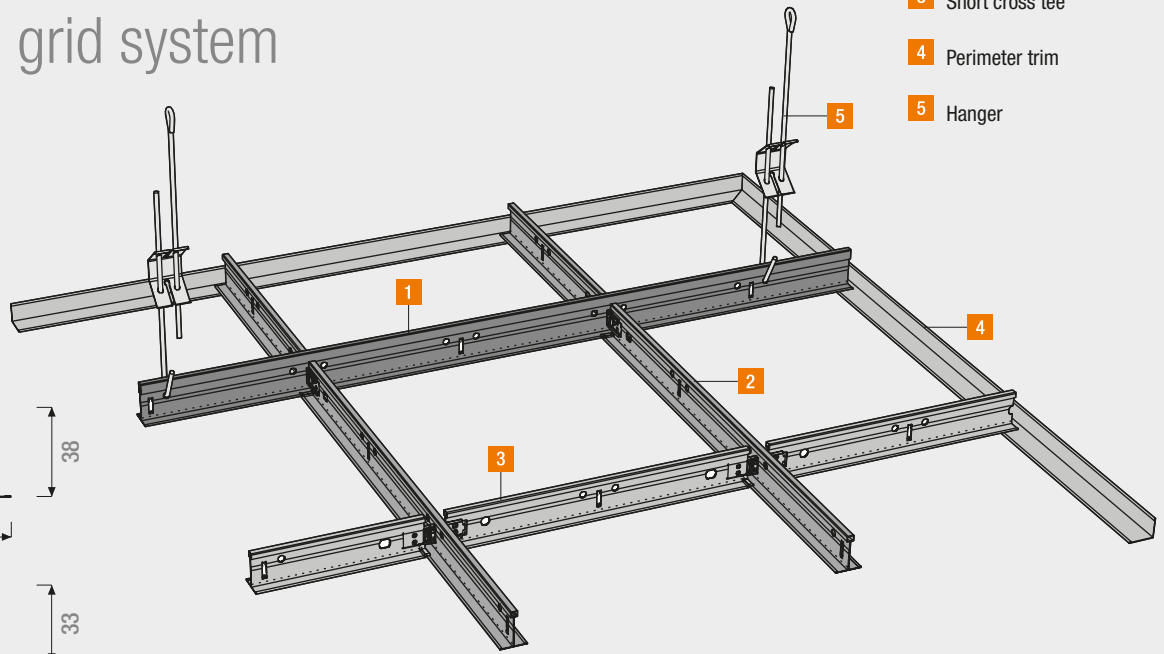
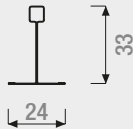
VENTATEC® Performance T24

The optimal grid system

Main runner T24/38

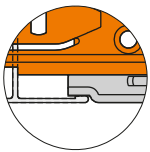
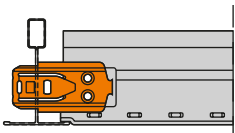


Long/short cross tee T24/33

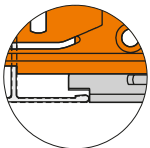
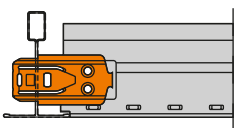


- 1 Main runner
- 2 Long cross tee
- 3 Short cross tee
- 4 Perimeter trim
- 5 Hanger

End details



Click – joggled (GK)



Click – butt cut (SG)

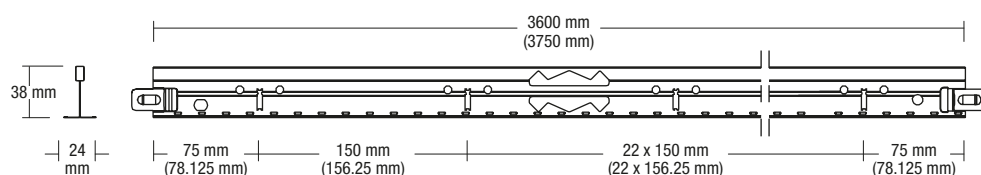
System description

- Optimal cross-section dimensions for high loading capacity
- Weight saving due to reduced height of the long cross tees
- Acoustic or light-weight suspended ceiling versions
- Designed and tested for Knauf AMF fire protecting ceiling systems (according to test certificates)

Loading table - maximum permitted weight in kg per m² ceiling area

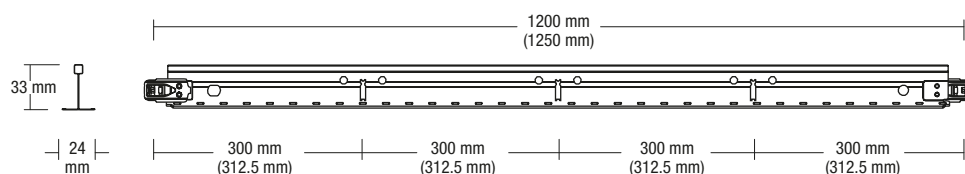
	Main runner distances			
	1200 mm	1200 mm	1250 mm	1250 mm
Hanger distances A [mm]	Module 600 x 600	Module 600 x 1200	Module 625 x 625	Module 625 x 1250
900	9.2	9.2	7.8	7.8
1000	8.7	8.7	7.3	7.3
1200	7.3	7.3	6.4	6.4
1500	4.8	4.8	4.4	4.4

- Stated is the maximum supporting load of the grid structure in kg/m² dependent on the distances of the main runners and hangers. The self weight of the grid construction is included in the calculation. The stated load corresponds to an evenly distributed area load without allowing for individual or linear loads such as lighting, ventilation equipment, signs etc. Additional loads (insulation) should not be applied without consulting Knauf AMF.
- The load per m² must be evenly distributed (no extra point loads). After loading, the deflection will remain within the permitted deflection according to class 1 (L / 500) of EN 13964, provided the grid structure is set out as shown.
- For fire protecting ceilings, the stipulations in the relevant test certificates are applicable. For other system combinations or loads, please contact the Knauf AMF technical information service.



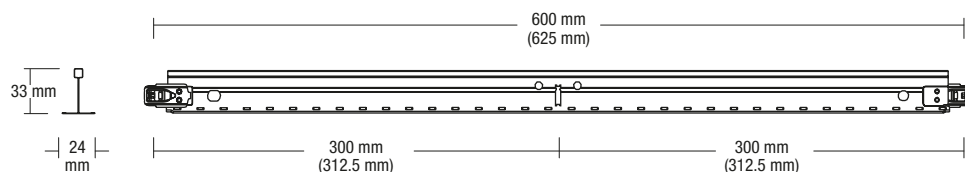
Main runners – AMF VENTATEC®	Length mm	kg / piece	kg / lfm.	Pcs./ carton	Lin.m / carton	kg / carton	Carton / pallet	kg / pallet
T24/38 – 3600	3600	1.150	0.32	20	72	23.0	36	828
T24/38 – 3750	3750	1.200	0.32	20	75	24.0	36	864

Building material class: A1 according to DIN EN 13501-1; Colour: AMF VENTATEC® white; matt black (LM) on request



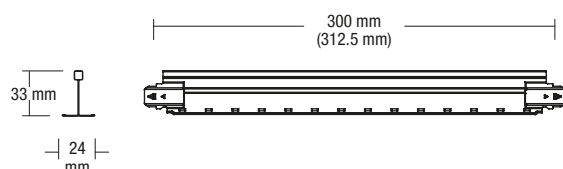
Long cross tees – AMF VENTATEC®	Length mm	kg / piece	kg / lfm.	Pcs./ carton	Lin.m / carton	kg / carton	Carton / pallet	kg / pallet
CLICK GK or SG T24/33 – 1200	1200	0.360	0.30	60	72	21.6	60	1296
CLICK GK or SG T24/33 – 1250	1250	0.375	0.30	60	75	22.5	60	1350

Building material class: A1 according to DIN EN 13501-1; Colour: AMF VENTATEC® white; matt black (LM) on request



Short cross tees – AMF VENTATEC®	Length mm	kg / piece	kg / lfm.	Pcs./ carton	Lin.m / carton	kg / carton	Carton / pallet	kg / pallet
CLICK GK or SG T24/33 – 600	600	0.180	0.30	60	36	10.8	100	1080
CLICK GK or SG T24/33 – 625	625	0.188	0.30	60	37.5	11.3	100	1130

Building material class: A1 according to DIN EN 13501-1; Colour: AMF VENTATEC® white; matt black (LM) on request



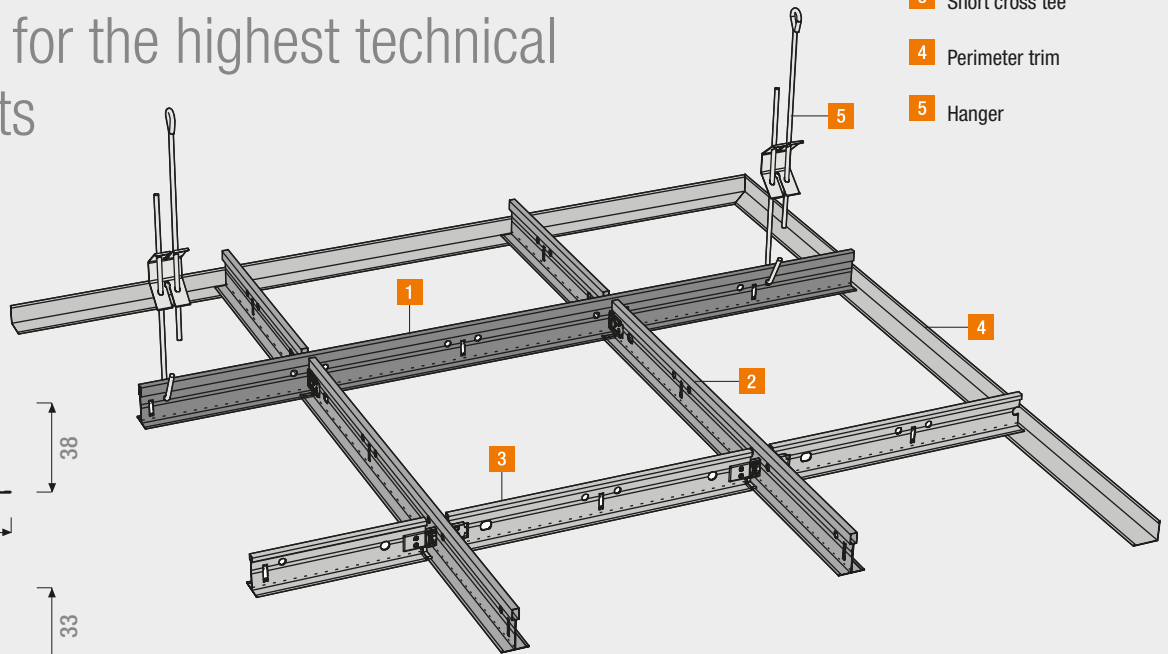
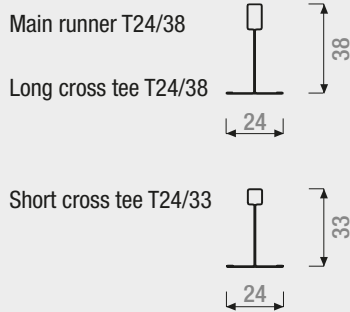
Short cross tees – AMF VENTATEC®	Length mm	kg / piece	kg / lfm.	Pcs./ carton	Lin.m / carton	kg / carton	Carton / pallet	kg / pallet
CLICK GK T24/33 – 300	300	0.090	0.30	120	36	10.8	100	1080
CLICK GK T24/33 – 312.5	312.5	0.094	0.30	120	37.5	11.3	100	1130
CLICK GK T24/33 – variable 150-625 mm	variabel 150-625	dependent on length	0.30	dependent on length	dependent on length	dependent on length	100	dependent on length

Building material class: A1 according to DIN EN 13501-1; Colour: AMF VENTATEC® white; matt black (LM) on request

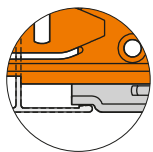
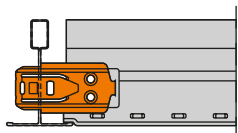
System **C**

VENTATEC® Performance T24 - HIGH

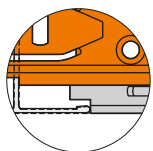
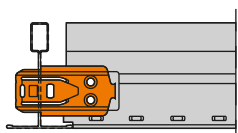
The system for the highest technical requirements



End details



Click – joggled (GK)



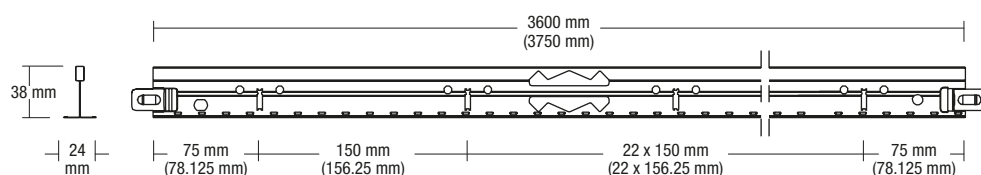
Click – butt cut (SG)

System description

- Ideally suited for Knauf AMF fire rated ceilings as well as with AMF THERMATEx® or HERADESIGN® heavy weight ceiling tiles
- Stable and secure due to 38 mm high main runners and cross tees

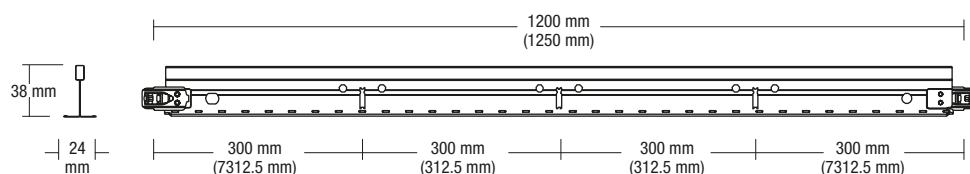
Loading table - maximum permitted weight in kg per m ² ceiling area				
	Main runner distances			
	1200 mm	1200 mm	1250 mm	1250 mm
Hanger distances A [mm]	Module 600 x 600	Module 600 x 1200	Module 625 x 625	Module 625 x 1250
900	13.0	13.0	11.0	11.0
1000	11.8	11.8	10.2	10.2
1200	9.5	9.5	8.4	8.4
1500	5.8	5.8	5.2	5.2

- Stated is the maximum supporting load of the grid structure in kg/m², dependent on the distances of the main runners and hangers. The self weight of the grid construction is included in the calculation. The stated load corresponds to an evenly distributed area load without allowing for individual or linear loads such as lighting, ventilation equipment, signs etc. Additional loads (insulation) should not be applied without consulting Knauf AMF.
- The load per m² must be evenly distributed (no extra point loads). After loading, the deflection will remain within the permitted deflection according to class 1 (L /500) of EN 13964, provided the grid structure is set out as shown.
- For fire protecting ceilings, the stipulations in the relevant test certificates are applicable. For other system combinations or loads, please contact the Knauf AMF technical information service.



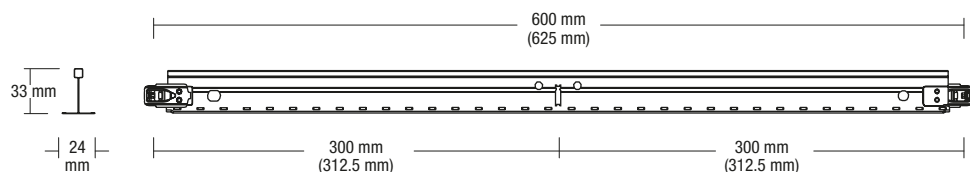
Main runner – AMF VENTATEC®	Length mm	kg / piece	kg / lfm.	Pcs./ carton	Lin.m / carton	kg / carton	Carton / pallet	kg / pallet
T24/38 – 3600	3600	1.150	0.32	20	72	23.0	36	828
T24/38 – 3750	3750	1.200	0.32	20	75	24.0	36	864

Building material class: A1 according to DIN EN 13501-1; Colour: AMF VENTATEC® white; matt black (LM) on request



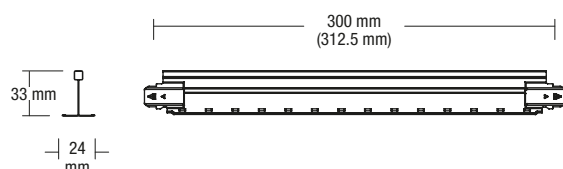
Long cross tee – AMF VENTATEC®	Length mm	kg / piece	kg / lfm.	Pcs./ carton	Lin.m / carton	kg / carton	Carton / pallet	kg / pallet
CLICK GK or SG T24/38 – 1200	1200	0.383	0.32	60	72	23.0	60	1380
CLICK GK or SG T24/38 – 1250	1250	0.400	0.32	60	75	24.0	60	1440

Building material class: A1 according to DIN EN 13501-1; Colour: AMF VENTATEC® white; matt black (LM) on request



Short cross tee – AMF VENTATEC®	Length mm	kg / piece	kg / lfm.	Pcs./ carton	Lin.m / carton	kg / carton	Carton / pallet	kg / pallet
CLICK GK or SG T24/33 – 600	600	0.180	0.30	60	36	10.8	100	1080
CLICK GK or SG T24/33 – 625	625	0.188	0.30	60	37.5	11.3	100	1130

Building material class: A1 according to DIN EN 13501-1; Colour: AMF VENTATEC® white; matt black (LM) on request



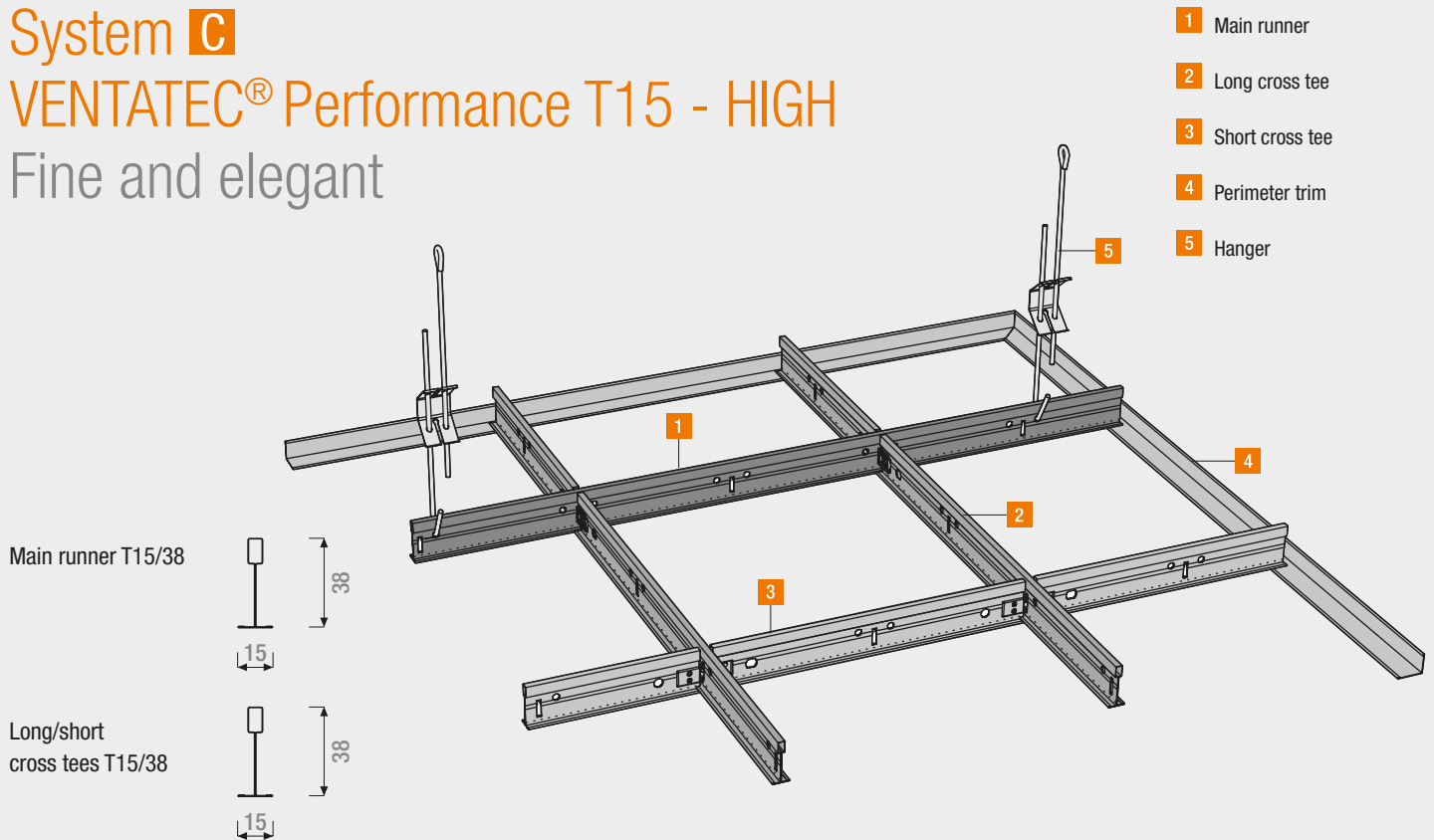
Short cross tee – AMF VENTATEC®	Length mm	kg / piece	kg / lfm.	Pcs./ carton	Lin.m / carton	kg / carton	Carton / pallet	kg / pallet
CLICK GK T24/33 – 300	300	0.090	0.30	120	36	10.8	100	1080
CLICK GK T24/33 – 312.5	312.5	0.094	0.30	120	37.5	11.3	100	1130
CLICK GK T24/33 – variable 150-625 mm	variable 150-625	dependent on length	0.30	dependent on length	dependent on length	dependent on length	100	dependent on length

Building material class: A1 according to DIN EN 13501-1; Colour: AMF VENTATEC® white; matt black (LM) on request

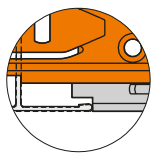
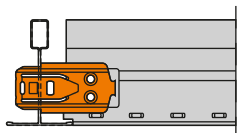
System **C**

VENTATEC® Performance T15 - HIGH

Fine and elegant



End details



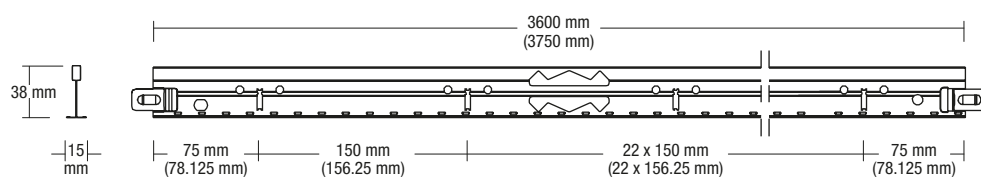
Click – butt cut (SG)

System description

- Stable and secure with a finer, more elegant appearance with 15 mm visible profiles.
- High loading capacity due to 38 mm high main runners and cross tees.

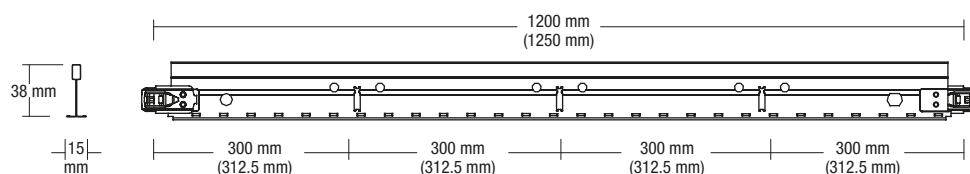
Loading table – maximum permissible weight in kg per m ² ceiling area				
	Main runner distances			
	1200 mm	1200 mm	1250 mm	1250 mm
Hanger distances A [mm]	Module 600 x 600	Module 600 x 1200	Module 625 x 625	Module 625 x 1250
900	11.2	11.2	10.1	10.1
1000	10.4	10.4	9.4	9.4
1200	8.5	8.5	7.8	7.8
1500	5.4	5.4	5.2	5.2

- Stated is the maximum supporting load of the grid structure in kg/m², dependent on the distances of the main runners and hangers. The self weight of the grid construction is included in the calculation. The stated load corresponds to an evenly distributed area load without allowing for individual or linear loads such as lighting, ventilation equipment, signs etc. Additional loads (insulation) should not be applied without consulting Knauf AMF.
- The load per m² must be evenly distributed (no extra point loads). After loading, the deflection will remain within the permitted deflection according to class 1 (L / 500) of EN 13964, provided the grid structure is set out as shown.
- For fire protecting ceilings, the stipulations in the relevant test certificates are applicable. For other system combinations or loads, please contact the Knauf AMF technical information service.



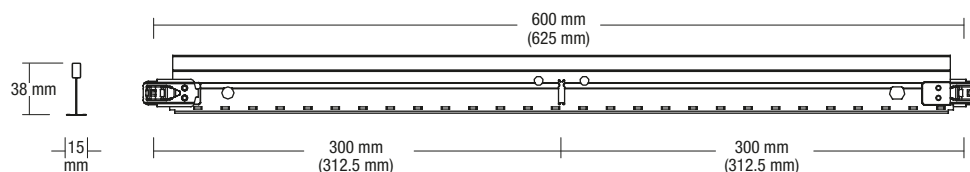
Main runner – AMF VENTATEC®	Length mm	kg / piece	kg / lfm.	Pcs./ carton	Lin.m / carton	kg / carton	Carton / pallet	kg / pallet
T15/38 – 3600	3600	1.010	0.28	20	72	20.2	42	849
T15/38 – 3750	3750	1.050	0.28	20	75	21.0	42	882

Building material class: A1 according to DIN EN 13501-1; Colour: AMF VENTATEC® white



Long cross tee – AMF VENTATEC®	Length mm	kg / piece	kg / lfm.	Pcs./ carton	Lin.m / carton	kg / carton	Carton / pallet	kg / pallet
CLICK SG T15/38 – 1200	1200	0.337	0.28	60	72	20.2	90	1818
CLICK SG T15/38 – 1250	1250	0.350	0.28	60	75	21.0	90	1890

Building material class: A1 according to DIN EN 13501-1; Colour: AMF VENTATEC® white



Short cross tee – AMF VENTATEC®	Length mm	kg / piece	kg / lfm.	Pcs./ carton	Lin.m / carton	kg / carton	Carton / pallet	kg / pallet
CLICK SG T15/38 – 600	600	0.168	0.28	60	36	10.1	140	1414
CLICK SG T15/38 – 625	625	0.175	0.28	60	37.5	10.5	140	1470

Building material class: A1 according to DIN EN 13501-1; Colour: AMF VENTATEC® white



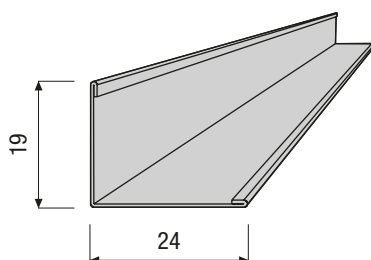
AMF VENTATEC® Accessories



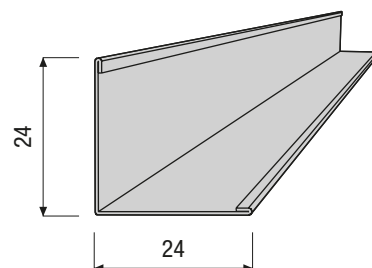
Perimeter trim

- Can be used universally for the Performance and Performance - HIGH systems and for all tile types (lay-in installation)

RWL 19/24



RWL 24/24



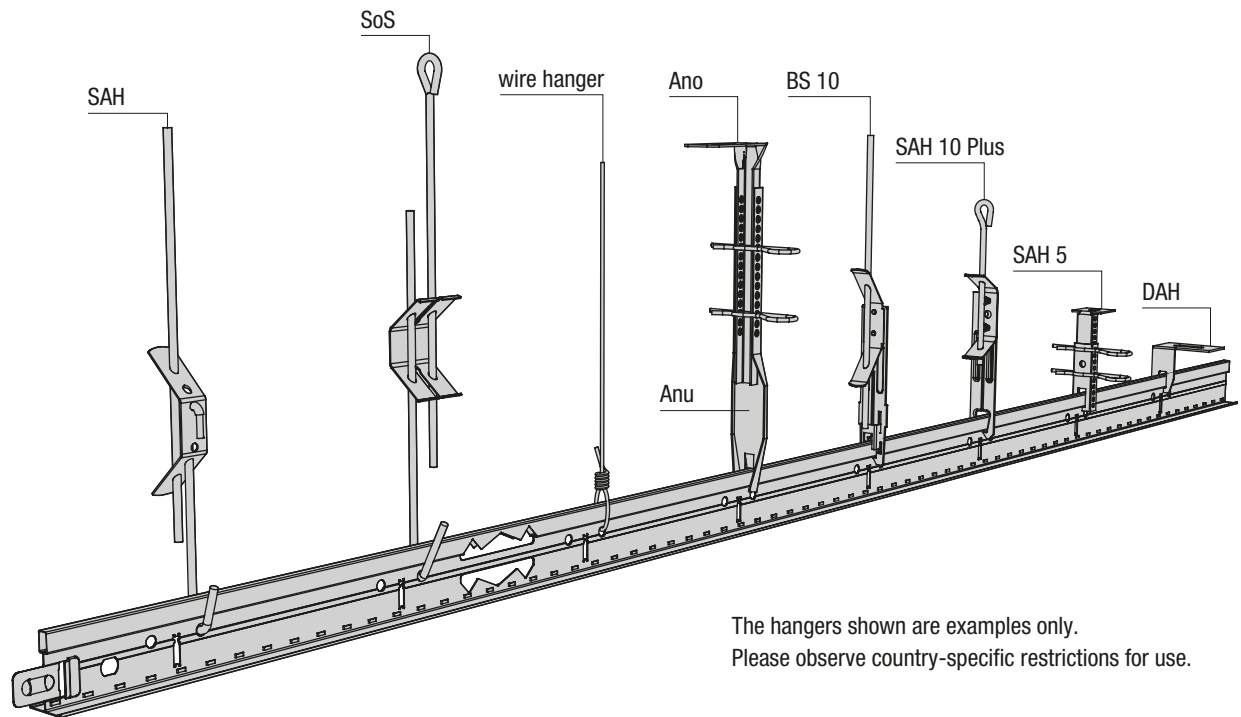
Versions

AMF VENTATEC® perimeter trim			
		Leg lengths	Length
Perimeter trim RWL 19/24	mm	19 x 24	3000
Perimeter trim RWL 24/24	mm	24 x 24	3000
Material		High quality galvanised steel, Building material class: A1 according to DIN EN 13501-1; Colour: AMF VENTATEC® white	

Packaging units Perimeter trim

Perimeter trim – AMF VENTATEC®	Length mm	kg / piece	kg / lin. m	Pcs./ carton	Lin.m / carton	kg / carton	Carton / pallet	kg / pallet
Perimeter trim RWL 19/24	3000	0.500	0.20	40	120	20	35	700
Perimeter trim RWL 24/24	3000	0.550	0.20	40	120	22	35	770

Hangers



The hangers shown are examples only.
Please observe country-specific restrictions for use.

The AMF VENTATEC® grid bulb can be used with all popular hanger types.

- Quick hangers, hook-eye with butterfly
- Nonius
- Direct hangers
- Wire hangers
- Push-on, hook-on, twist-on



AMF VENTATEC®

Packaging units - overview

Product	Dimensions			per carton			per pallet	
	Length mm	kg / piece	kg / lin. m	Pieces	Lin. m.	kg	Carton	kg
Main runners – AMF VENTATEC®								
T-main runner T24/38 T24/38	3600	1.150	0.32	20	72	23.0	36	828
T-main runner T24/38 T24/38	3750	1.200	0.32	20	75	24.0	36	864
T-main runner T24/38 T15/38	3600	1.010	0.28	20	72	20.2	42	849
T-main runner T24/38 T15/38	3750	1.050	0.28	20	75	21.0	42	882
Long cross tees – AMF VENTATEC®								
T-cross tee CLICK GK or SG T24/38	1200	0.383	0.32	60	72	23.0	60	1380
T-cross tee CLICK GK or SG T24/38	1250	0.400	0.32	60	75	24.0	60	1440
T-cross tee CLICK GK or SG T24/33	1200	0.360	0.30	60	72	21.6	60	1296
T-cross tee CLICK GK or SG T24/33	1250	0.375	0.30	60	75	22.5	60	1350
T-cross tee CLICK SG T15/38	1200	0.337	0.28	60	72	20.2	90	1818
T-cross tee CLICK SG T15/38	1250	0.350	0.28	60	75	21.0	90	1890
Short cross tees – AMF VENTATEC®								
T-cross tee CLICK GK or SG T24/33	600	0.180	0.30	60	36	10.8	100	1080
T-cross tee CLICK GK or SG T24/33	625	0.188	0.30	60	37.5	11.3	100	1130
T-cross tee CLICK SG T15/38	600	0.168	0.28	60	36	10.1	140	1414
T-cross tee CLICK SG T15/38	625	0.175	0.28	60	37.5	10.5	140	1470
T-cross tee CLICK GK T24/33 – 300	300	0.090	0.30	120	36	10.8	100	1080
T-cross tee CLICK GK T24/33 – 312.5	312.5	0.094	0.30	120	37.5	11.3	100	1130
T-cross tee CLICK GK T24/33 – variable 150-625 mm	variable 150-625	dependent on length	0.30	dependent on length	dependent on length	dependent on length	100	dependent on length
Perimeter trim – AMF VENTATEC®								
L-Perimeter trim 19/24	3000	0.500	0.20	40	120	20	35	700
L-Perimeter trim 24/24	3000	0.550	0.20	40	120	22	35	770

Product overview

Ceiling tile and panel Surfaces




Mineral tiles					
AMF THERMATEX® CLASSIC MINERAL CEILING DESIGNS					
AMF THERMATEX® Plain	AMF THERMATEX® Laguna	AMF THERMATEX® Fine Stratos	AMF THERMATEX® Laguna micro perforated	AMF THERMATEX® Fine Stratos micro perforated	AMF THERMATEX® Star
AMF THERMATEX® Mercure	AMF THERMATEX® Fine Fresko	AMF THERMATEX® Fresko			
AMF THERMATEX® ACUSTICS					
AMF THERMATEX® Alpha	AMF THERMATEX® Alpha ONE	AMF THERMATEX® Alpha HD	AMF THERMATEX® Alpha black	AMF THERMATEX® Alpha creme, silver	AMF THERMATEX® Acoustic
AMF THERMATEX® SF Acoustic	AMF THERMATEX® dB Acoustic (24 mm)	AMF THERMATEX® dB Acoustic (30 mm)	AMF THERMATEX® Silence	AMF THERMATEX® Acoustic RL	AMF THERMATEX® Thermofofon
AMF THERMATEX® HEALTH & HYGIENE					
AMF THERMATEX® Aquatec Hygena	AMF THERMATEX® Thermaclean S	AMF THERMATEX® Acoustic Hygena	AMF THERMATEX® Alpha Hygena	AMF THERMATEX® Thermofofon Hygena	AMF THERMATEX® Plain Hygena
AMF THERMATEX® MATERIAL & DESIGN					
AMF THERMATEX® Varioline Metal Rg 1,0-3,0	AMF THERMATEX® Varioline Metal Rg 2,5-5,5	AMF THERMATEX® Varioline Metal Rg 1,5-2,8D	AMF THERMATEX® Varioline Metal Qg 3,9-8,5	AMF THERMATEX® Varioline Ash	AMF THERMATEX® Varioline Birch
AMF THERMATEX® Varioline Cherry (US)	AMF THERMATEX® Varioline Larch	AMF THERMATEX® Varioline Oak	AMF THERMATEX® Varioline Cherry (EU)	AMF THERMATEX® Varioline Motif	AMF THERMATEX® Urban Style
AMF THERMATEX® Symetra Rg 4-16	AMF THERMATEX® Symetra Rg 4-10	AMF THERMATEX® Symetra Rg 2,5-10	AMF THERMATEX® Symetra Rg 4-16 / 4 x 4	AMF THERMATEX® Symetra RS 15 / 20	AMF THERMATEX® Metal Symetra
Wood wool tiles					
HERADESIGN® PRODUCT PROGRAMME					
HERADESIGN® macro	HERADESIGN® fine / fine A2	HERADESIGN® superfine / superfine A2	HERADESIGN® micro	HERADESIGN® plano	
Soft board tiles					
AMF TOPIQ® PRODUCT PROGRAMME					
AMF TOPIQ® Prime	AMF TOPIQ® Efficient pro	AMF TOPIQ® Efficient pro Hygena			



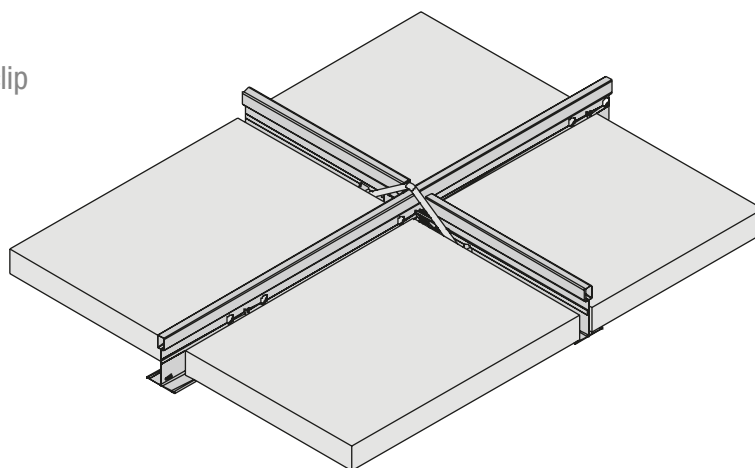
VENTATEC® Seismic

The VENTATEC® Seismic grid system has been tested at the University at Buffalo in New York State under simulated extreme earthquake conditions. The VENTATEC® Seismic grid system was tested together with lighting and ventilation units, in order to replicate a typical suspended ceiling.

Different system configurations are available to fulfil the respective regional requirements – taking into account applicable local building regulations, ground conditions as well as the expected intensity of the earthquake.

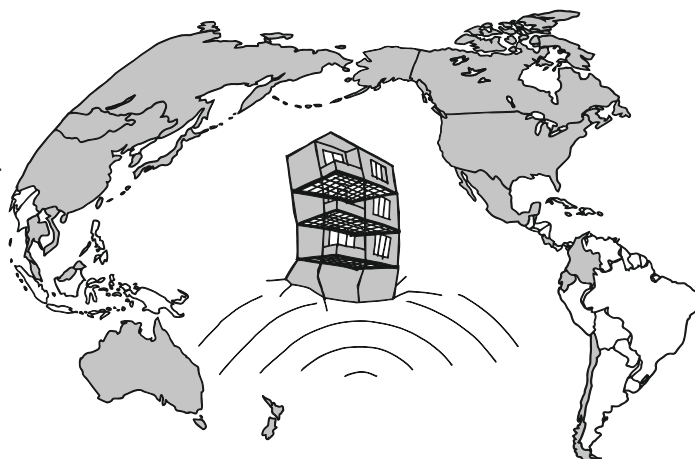


Grid system with connection clip



Product / system properties and advantages

- The system is available with a joggled (GK) or a butt cut (SG) click connector.
- T24/38 profiles are used for main and cross profiles.
- Module sizes 1200 x 600 and 600 x 600 mm are available.
- The maximum permitted ceiling weight is 9.2 kg/m².
- The ceiling system can be fixed using flexible hangers or wire hangers (2 mm diameter).
- Special perimeter constructions are required for fixed and flexible wall connections – please contact the Knauf AMF Technical Department with regards this matter.



How to specify an AMF Ventatec® Seismic ceiling



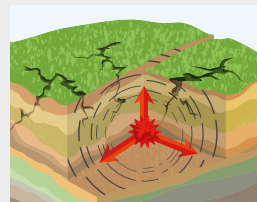
Series of tests at the University at Buffalo
Based on standards: ICC 2010 / 2012 and NZS 1170.5, 2004.

The following steps lead to an appropriate and safe system solution based on:

1

Determination of the three main influential factors
by a planner or architect.

- Building category
- Ground conditions
- Local earthquake register



2

Interpretation / analysis of the influential factors and the determination of
the calculated earthquake risk based on local building regulations (by an
engineer/ structural engineer).

- Definition of requirements
- Determination of classification / categorisation

Local earthquake classes



3


Determination of the substructure construction with VENTATEC®
Seismic by the technical advice service from Knauf AMF.

- Prepared specification based on numerous test series at the renowned earthquake institute of the
University at Buffalo.

Construction drawings + specification text



4





Service, Support, Logistics – Centre of expertise in Europe and on-site sales support networks worldwide



The acoustic ceiling specialist Knauf AMF, with its global sales and service network, offers on-site, solution orientated and timely advice for architects, specialist contractors, distributors and developers.

With us, you are always a ceiling solution ahead!

No responsibility or liability is accepted for the accuracy of the information provided.
Subject to change without prior notice.

10/2015

Knauf AMF GmbH & Co. KG
Elsenthal 15, 94481 Grafenau
Germany

Tel.: +49 8552 422-0

Fax: +49 8552 422-32

info@knaufamf.com

www.knaufamf.com

Knauf AMF Deckensysteme GmbH
9702 Ferndorf 29
Austria
Tel.: +43 4245 2001-0
office@heradesign.com
www.heradesign.com

Knauf AMF GmbH & Co. KG
Metallstraße 1, 41751 Viersen
Germany
Tel.: +49 2162 957-0
info-de@knaufamf.eu

Knauf AMF Plafonds et Systèmes
9, rue des Livraindières, 28100 Dreux
France
Tel.: +33 237 3850-50
info@knaufamf.fr

Knauf AMF Ceilings Ltd.
1 Swan Road, South West Industrial Estate,
Peterlee, Co. Durham, SR8 2HS
Great Britain
Tel.: +44 191 5188600
info@knaufamf.co.uk